








PROPOSED
LAKE

LEGEND

-  Entry Areas
-  Frontage Area
-  Generalised Landscaped Carparking Area
-  Lakefront Pedestrian Promenade (external to sector)
-  External Commuter Bikeway (2.5m wide)
-  External Street Trees (Indicative Locations Only)
-  Sector Boundary

MAJOR OPEN
SPACE
(Town Park)

MAJOR OPEN
SPACE
(Town Park)

TOWN CENTRE
FRAME

ROAD RESERVE



LAKESIDE RESIDENTIAL PRECINCT
SALES AND INFORMATION SECTOR

SECTOR LANDSCAPE PLAN

0 5 10 15 20 25 metres



Scale 1:500 AT A3

File No. F2.5.2

Dgn No. SIC-SP-F05(A)

APRIL 1999

FIGURE 5