




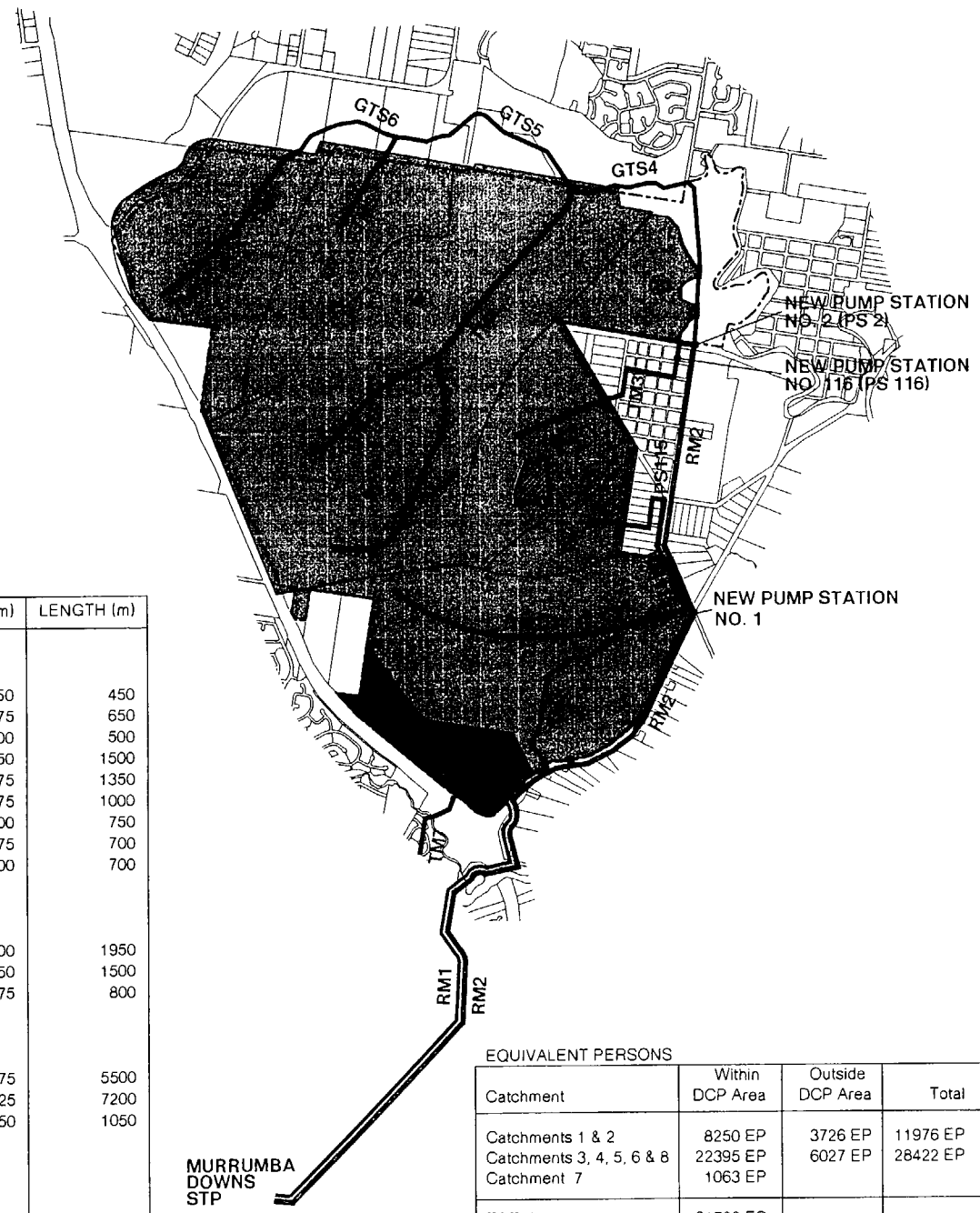


### Legend

- PS1** Pump Station
- TM** Trunk Gravity Main
- RM** Rising Main
- ③ Catchment Number
-  Freshwater Creek Catchment (Part)
-  Saltwater Creek Catchment (Part)
-  Catchment Boundary
-  DCP Area Boundary
-  Generalised Sector Area



### PRINCIPAL DEVELOPER WORKS

| WORKS                      | DIAMETER (mm) | LENGTH (m) |
|----------------------------|---------------|------------|
| <b>TRUNK MAINS</b>         |               |            |
| TM1                        | 450           | 450        |
|                            | 375           | 650        |
|                            | 300           | 500        |
| TM4                        | 450           | 1500       |
| TM4A                       | 375           | 1350       |
| TM4B                       | 375           | 1000       |
| TM5                        | 300           | 750        |
| TM6                        | 375           | 700        |
| TM6A                       | 300           | 700        |
| <b>GRAVITY TRUNK SEWER</b> |               |            |
| GTS4                       | 600           | 1950       |
| GTS5                       | 450           | 1500       |
| GTS6                       | 375           | 800        |
| <b>RISING MAINS</b>        |               |            |
| RM1                        | 375           | 5500       |
| RM2                        | 525           | 7200       |
| RM115                      | 150           | 1050       |
| <b>PUMP STATIONS</b>       |               |            |
| PS1                        |               |            |
| PS2                        |               |            |

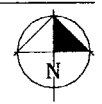
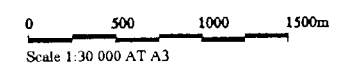
### EQUIVALENT PERSONS

| Catchment                 | Within DCP Area | Outside DCP Area | Total    |
|---------------------------|-----------------|------------------|----------|
| Catchments 1 & 2          | 8250 EP         | 3726 EP          | 11976 EP |
| Catchments 3, 4, 5, 6 & 8 | 22395 EP        | 6027 EP          | 28422 EP |
| Catchment 7               | 1063 EP         |                  |          |
| <b>TOTAL</b>              | <b>31708 EP</b> |                  |          |



### CENTRAL EAST 'C' RESIDENTIAL PRECINCT RESIDENTIAL SECTOR THIRTEEN

### SEWERAGE HEADWORKS



File No. F 2.5.24  
Dgn No. CEC-RS13-F10  
JANUARY 2002

**FIGURE 10**