

MORETON BAY REGIONAL COUNCIL

ANNUAL REPORT 2018/19

CREATING OPPORTUNITIES STRENGTHENING COMMUNITIES VALUING LIFESTYLE





Our Region

 2,037 km² Size	 3,648 km Roads	 294 km Coastline and estuaries	 2,984 ha Parks	 175,793 Rateable properties	 \$18,570m Gross Regional Product* <small>(2018)</small>
--------------------------------------------------------------------------------------------------------------------------	---------------------------------------------------------------------------------------------------------------	-------------------------------------------------------------------------------------------------------------------------------	---------------------------------------------------------------------------------------------------------------	-----------------------------------------------------------------------------------------------------------------------------	-------------------------------------------------------------------------------------------------------------------------------------------------------------

Our Community

 459,600 Population* <small>(2018 est)</small>	 2.5% Population growth* <small>(2008 to 2018)</small>	 38 years Median Age* <small>(2018)</small>	 21% Population under 15 years* <small>(2017)</small>	 44% Couples with children* <small>(2016)</small>	 20% Population born overseas* <small>(2016)</small>
-------------------------------------------------------------------------------------------------------------------------------------------------	---------------------------------------------------------------------------------------------------------------------------------------------------------	----------------------------------------------------------------------------------------------------------------------------------------------	--------------------------------------------------------------------------------------------------------------------------------------------------------	-----------------------------------------------------------------------------------------------------------------------------------------------------	---------------------------------------------------------------------------------------------------------------------------------------------------------

A year in Moreton Bay

 11,500 New residents* [^]	 4,130 Building approvals* [^]	 2,600 Residential dwelling approvals* [#]	 96.6ha New parks* [#]	 43.1km New local roads* [#]	 2,700 New registered businesses* [#]	 4,390 New jobs created* [#]
-----------------------------------------------------------------------------------------------------------------------------------	---------------------------------------------------------------------------------------------------------------------------------------	---------------------------------------------------------------------------------------------------------------------------------------------------	-------------------------------------------------------------------------------------------------------------------------------	--------------------------------------------------------------------------------------------------------------------------------------	------------------------------------------------------------------------------------------------------------------------------------------------	---------------------------------------------------------------------------------------------------------------------------------------

Source: *MBRC, ^QGSO, *REMPLAN

Contents

- Our Region** 4
- Mayor & CEO Report**..... 5
- Elected Representatives**..... 6
- Our Team**..... 10
- Our Priorities**..... 11
- Creating Opportunities** 12
 - A sustainable and well-planned community 14
 - A digital region..... 16
 - An innovative and thriving economy..... 17
- Strengthening Communities**..... 20
 - A safe and resilient community 22
 - A healthy and inclusive community 24
 - Strong leadership and governance 29
 - A council connected with its community 30
- Valuing Lifestyle**..... 32
 - A clean and healthy environment 34
 - An integrated regional transport network 38
 - Active recreation opportunities..... 40
 - Places to discover, learn, play and imagine 42
 - Celebrating local arts, culture and community..... 43
- Governance**..... 44
- Discretionary Funds** 55
- Policies** 90
- The Community Financial Report** 94
- Financial Statements for the Year**..... 103

 mbrc.qld.gov.au
 mbrc@moretonbay.qld.gov.au
 (07) 3205 0555
 PO Box 159 Caboolture QLD 4510

Acknowledgements

Council thanks all contributors and stakeholders involved in the development of this document.

Disclaimer

Information contained in this document is based on available information at the time of writing. All figures and diagrams are indicative only and should be referred to as such. While the Moreton Bay Regional Council has exercised reasonable care in preparing this document it does not warrant or represent that it is accurate or complete. Council or its officers accept no responsibility for any loss occasioned to any person acting or refraining from acting in reliance upon any material contained in this document.

OUR REGION

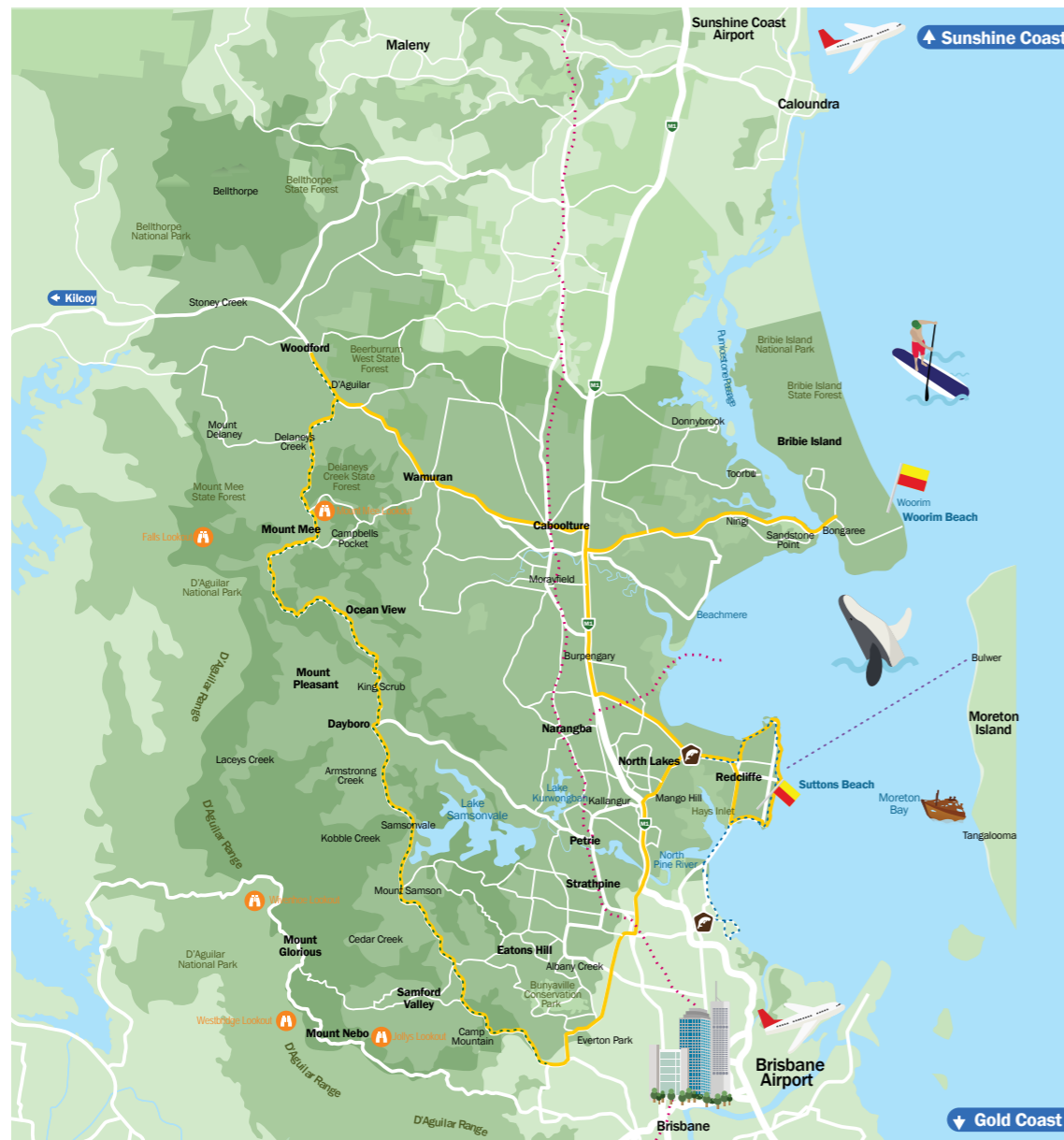
The Moreton Bay Region is a diverse area, spanning more than 2,037 square kilometres and boasting everything from rural townships and urban centres to coastal villages and thriving business precincts – We've Got It All.

Located between Brisbane City and the Sunshine Coast, Moreton Bay is one of Australia's fastest-growing urban regions with its population forecast to grow by over 50 per cent to more than 690,000 by 2041.

Moreton Bay has a strong and connected community that enjoys the benefits of close proximity to the Brisbane CBD and a lifestyle that's second-to-none.

The region offers some of South East Queensland's premier waterfront locations, pristine environmental areas, vibrant entertainment options and thriving cultural and community hubs. Residents enjoy access to award-winning medical, commercial, leisure, entertainment and residential precincts.

Moreton Bay Regional Council acknowledges the *Jinibara*, *Kabi Kabi* and *Yuggera Country* as the traditional lands within our region. We also pay our respects to the traditional custodians and all the Elders past, present and emerging.



MAYOR AND CEO REPORT



It's been another exciting year for Moreton Bay Region residents as council continued to deliver a program of projects, initiatives and services that make our region a fantastic place to live, work and play.

A not-so-secret gem with an enviable lifestyle, more and more people are making the move to Moreton Bay. In fact, we're one of Australia's fastest growing regions with a population forecast to grow by over 50 per cent to more than 690,000 by 2041, which is larger than the state of Tasmania.

Construction of The Mill at Moreton Bay, located in the region's first Priority Development Area, began to take shape in 2018/19 with the University of the Sunshine Coast's Moreton Bay campus on track to welcome students from 2020. Our region's higher education rate is approximately half the national average and statistics show residents in areas of disadvantage are significantly less likely to engage in tertiary education. To coincide with the opening of the new university, council will help break down the financial barriers that may restrict some local students from pursuing education at the new campus, launching a scholarship program commencing in 2020.

During the year we delivered more than \$34 million of major sporting infrastructure to support our communities' active and healthy lifestyle.

Our commitment to an accessible and inclusive region was underscored by national recognition of council's Backstage Pass program, which provides after-hours access to our arts and cultural services in a low sensory environment.

Thank you to Moreton Bay Regional Council staff for their hard work and commitment to delivering these vital services and projects to residents throughout the region.

Allan Sutherland
Mayor

A thriving region of opportunity where our communities enjoy a vibrant lifestyle.

That's Moreton Bay Regional Council's strategic vision and the philosophy that drives our team of dedicated staff who deliver more than 100 services across our region each and every day.

From improving our transport networks; keeping our local parks, waterways and environment clean; providing programs that support jobs, learning and health; and delivering some of the country's premier community and sports facilities.

Community is at the heart of everything we do, and I would like to thank our team of talented and hardworking people who make these services possible.

One of this council's greatest achievements has been its ongoing responsible fiscal management which has seen Moreton Bay achieve its eighth consecutive operating surplus in 2018/19.

This has allowed council to keep rates as low as possible, while continuing to investing in major infrastructure projects that will deliver positive catalytic change for our region for generations to come.

This will deliver new opportunities for education, employment, investment and conservation across Moreton Bay Region; starting with the opening of USC Moreton Bay at Petrie next year.

I'd like to take this opportunity to thank Daryl Hitzman for his service to council, and the Moreton Bay Region, for more than 20 years in a range of roles including as council's Chief Executive Officer since September 2012.

Graeme Kanofski
Acting Chief Executive Officer

ELECTED REPRESENTATIVES

Division 1



Cr Brooke Savige

Representing Banksia Beach, Bellara, Bongaree, Donnybrook, Godwin Beach, Meldale, Ningi, Sandstone Point, Toorbul, Welsby, White Patch, Woorim and parts of Caboolture and Elimbah.

Cr Savige was elected as Councillor for Moreton Bay Regional Council at the 2016 local government elections.

Division 2



Cr Peter Flannery

Representing Beachmere, Burpengary East, parts of Burpengary, Caboolture East, Deception Bay, Morayfield and Narangba.

Cr Flannery was a member of Caboolture Shire Council from 2004 until March 2008. He was elected as Councillor for Moreton Bay Regional Council in 2012 and again at the 2016 local government elections.

Spokesperson for Economic Development, Events & Tourism

Division 3



Cr Adam Hain

Representing Caboolture, Caboolture South, parts of Bellmere, Morayfield and Moodlu.

Cr Hain was elected as Councillor for Moreton Bay Regional Council at the 2016 local government elections.

Spokesperson for Asset Construction & Maintenance

ELECTED REPRESENTATIVES

Division 4



Cr Julie Greer

Representing North Lakes, Mango Hill, Griffin, parts of Kallangur, Deception Bay and Narangba Innovation Precinct.

Cr Greer was appointed to Pine Rivers Shire Council at a special meeting in April 2007. She was elected to Moreton Bay Regional Council in March 2008, 2012 and again at the 2016 local government elections.

Division 5



Cr James Houghton

Representing Newport, Rothwell, Scarborough, parts of Redcliffe, Kippa-Ring and Deception Bay.

Cr Houghton was a Redcliffe alderman from 1973 to 1976. He was re-elected to Redcliffe City Council in 2004. He was elected to Moreton Bay Regional Council in March 2008, 2012 and again at the 2016 local government elections.

Division 6



Cr Koliana Winchester

Representing Clontarf, Woody Point, Margate, Redcliffe (south) and Kippa-Ring (south).

Cr Winchester was a Redcliffe City Councillor from 2005 to March 2008. She was elected as Councillor for Moreton Bay Regional Council in 2012 and again at the 2016 local government elections.

Spokesperson for Parks, Recreation & Sport

ELECTED REPRESENTATIVES

Division 7



Cr Denise Sims

Representing Kallangur, Murrumba Downs, Petrie and parts of Kurwongbah, Dakabin and Narangba.

Cr Sims was elected as Councillor for Moreton Bay Regional Council at the 2016 local government elections.

Spokesperson for Lifestyle & Amenity

Division 8



Cr Mick Gillam

Representing Strathpine (east), Bray Park, Lawnton, Joyner, Cashmere (north) and Warner (north).

Cr Gillam served as a Pine Rivers Shire Councillor from 1994 to March 2008. He was elected to Moreton Bay Regional Council in March 2008, 2012 and again at the 2016 local government elections.

Spokesperson for Planning & Development

Deputy Mayor, Division 9



Cr Mike Charlton

Representing Albany Creek, Brendale, Eatons Hill, Strathpine (west), Warner (south) and parts of Cashmere.

Cr Charlton served on Pine Rivers Shire Council from 1994 to March 2008. He was elected to Moreton Bay Regional Council in March 2008, 2012 and again at the 2016 local government elections. He was elected as Deputy Mayor in May 2013 and again in May 2016.

ELECTED REPRESENTATIVES

Division 10



Cr Matt Constance

Representing "The Hills District" (Arana Hills, Everton Hills, Ferny Hills), Bunya, Draper and southwest Albany Creek.

Cr Constance was elected as Councillor for Moreton Bay Regional Council at the 2016 local government elections.

Spokesperson for Corporate Services

Division 11



Cr Darren Grimwade

Representing Armstrong Creek, Camp Mountain, Cedar Creek, Clear Mountain, Closeburn, Dayboro, Draper, Highvale, Jollys Lookout, King Scrub, Kobbie Creek, Laceys Creek, Mount Glorious, Mount Nebo, Mount Pleasant, Mount Samson, Ocean View, Rush Creek, Samford, Samford Valley, Samsonvale, Whiteside, Wights Mountain, Yugar and parts of Burpengary, Cashmere, Kurwongbah, Moorina and Narangba.

Cr Grimwade was elected as Councillor for Moreton Bay Regional Council at the 2016 local government elections.

Spokesperson for Regional Innovation

Division 12



Cr Adrian Raedel

Representing Parts of Bellmere, Bellthorpe, Boorobin, Bracalba, parts of Burpengary, Campbells Pocket, parts of Caboolture, Cedarton, Commissioner's Flat, D'Aguilar, Delaneys Creek, Elimbah, Moodlu, Mount Delaney, Mount Mee, parts of Morayfield, Moorina, Neurum, Rocksberg, Stanmore, Stony Creek, Upper Caboolture, Wamuran Basin, Wamuran and Woodford.

Cr Raedel was elected as Councillor for Moreton Bay Regional Council in March 2008, 2012 and again at the 2016 local government elections.

OUR TEAM

Moreton Bay Regional Council is Australia's third largest local government with more than 1,600 employees. Council employs a workforce dedicated to servicing the needs and enhancing the lifestyle of residents, providing more than 100 services to the community across road and transport infrastructure, parks, sport, rubbish collection and community and cultural facilities. Together, our staff make a significant contribution to our region's local lifestyle, community and economy.

Corporate Structure



Note: Corporate Structure as at October 22, 2019. Daryl Hitzman was Chief Executive Officer for the 2018/19 financial year. During preparation of this report Graeme Kanofski was appointed to the position Acting Chief Executive Officer and Bruce Davidson to the position Interim Director Finance and Corporate Services.

OUR PRIORITIES

Our Vision

A thriving region of opportunity where our communities enjoy a vibrant lifestyle.

Our Mission

We will serve the community to create a region of opportunity and a vibrant lifestyle, while focusing on excellence and sustainability.

Our Values

Council proudly upholds the following values in its daily operations with customers, external partners and staff.

Moreton Bay Regional Council is dedicated to serving the community to create a region with increasing opportunities for residents to live and work, a place with healthier and more sustainable lifestyles, and a place that has a healthy natural environment.

Council's priorities, decisions and policies are guided by the Corporate Plan 2017-2022 which sets a clear strategic direction through its vision, mission and value statements. The Corporate Plan responds directly to the 2011-2021 Community Plan and outlines what council is doing to achieve our region's vision.

Council's Operational Plan outlines key performance indicators and goals and is designed to support and deliver the objectives of the corporate plan.

In conjunction with the Operational Plan, council adopts a budget each year which allocates resources to achieve our vision.

This document outlines council's achievements, 'Our Success', in delivering services to the Moreton Bay Region and shows council's progress in delivering the actions from the corporate and operational plans.

Respect	Service	Integrity	Teamwork	Sustainability
<p>We listen to people</p> <p>We treat people fairly and consistently</p> <p>We embrace diversity and opinions</p> <p>We treat others as we wish to be treated</p>	<p>We seek to understand the needs of those we serve</p> <p>We strive to exceed expectations</p> <p>We communicate clearly</p> <p>We take a positive approach</p> <p>We are proud to serve our community</p>	<p>We are ethical and honest</p> <p>We take responsibility for our actions</p> <p>We act within statute and law</p> <p>We take pride in the manner in which we perform our duties</p>	<p>We promote a friendly, supportive work environment</p> <p>We inspire and encourage innovation</p> <p>We develop and maintain relationships</p> <p>We work collectively to achieve common goals</p> <p>We work collaboratively with our community and external partners</p>	<p>We focus on the future</p> <p>We respect the environment</p> <p>We demonstrate leadership by example</p>

CREATING OPPORTUNITIES

A REGION OF OPPORTUNITY FOR ALL

Our Vision

- A place where housing and infrastructure supports our growing population and enhances our lifestyle.
- A place where people of all ages have easy access to education and training opportunities.
- A place where residents, businesses and industry enjoy the benefits of a strong, growing and diverse economy.

Our Strategic Priorities

- Well-planned growth: our residents will live in places that maintain the balance between a sense of community, growth, environment and lifestyle.
- Digital literacy and commerce: our households and business will be part of a global network using the very latest digital technology.
- Local jobs for residents: our vibrant and sustainable business and industry sectors will be employing well-trained and suitably qualified local residents.

Achieving Our Success

- A sustainable and well-planned community
- A digital region
- An innovative and thriving economy



Supporting a growing region

As the Moreton Bay Region continued to welcome more residents, visitors and businesses throughout 2018/19, council sustained its commitment to investing in projects and services that support a thriving and sustainable economy.

Australia's first greenfield university in more than 20 years, USC Moreton Bay, began to take shape at Petrie. Coupled with the launch of council's new scholarship program, it will help to improve the region's low tertiary education rates and tackle unemployment by preparing the next generation for jobs of the future. It will also provide local businesses with access to a technology-savvy and educated local workforce.

Council took steps to ensure the Moreton Bay Region stays at the forefront of digital innovation including installation of smart parking, digitisation of popular heritage walks, and use of artificial intelligence to improve the accuracy and timeliness of maintenance requests.

Strategic partnerships attracted increased investment to the region, supporting local businesses and jobs. Most notably, the establishment of a new inflatable waterpark,

AquaSplash, attracted more than 27,500 visitors to Pelican Park, Clontarf, with flow on benefits to local businesses along the Redcliffe Foreshore.

Our strong and growing economy is backed by industry confidence with giants such as IKEA, the Super Retail Group and the Health Development Corporation (Morayfield Health Hub) all making their move to Moreton Bay. Equally, many local businesses are making their mark in national and international markets.

Council's partnership with Moreton Bay Region Industry and Tourism (MBRIT) saw the establishment of the region's first flagship foodie celebration, the Moreton Bay Food and Wine Festival, showcasing the region's local producers and products to thousands of visitors. An ongoing emphasis on destination marketing through this tourism partnership contributed to more than 3.6 million visitors spending close to \$1 billion with local businesses.

The Moreton Bay Region is one of South East Queensland's leading destinations, and as that reputation continues to grow, so too does council's dedication to sustaining the region's strong and growing economy.

A SUSTAINABLE AND WELL-PLANNED COMMUNITY

Strategy	Strategic actions
Facilitate growth while retaining the region's unique environment and lifestyle choices.	<ul style="list-style-type: none"> • Manage growth and land use to achieve sustainable local and regional outcomes through a current and contemporary planning scheme and associated plans and policies. • Plan and deliver regional infrastructure that supports population growth.
Develop vibrant, accessible and appealing places.	<ul style="list-style-type: none"> • Deliver people-friendly places through urban renewal and place-making projects.
Facilitate quality development outcomes, in partnership with industry, that are consistent with the region's vision for growth.	<ul style="list-style-type: none"> • Deliver an efficient and consultative development application and assessment process. • Deliver education, regulation and compliance of built form and land use matters.

Our success

- Commenced scoping for a proposed Regional Growth Management Strategy 2041 to guide the region's development into the future.
- Prepared a draft amendment to council's planning scheme and planning scheme policies to ensure it remains relevant, supports growth and maintains the region's unique characteristics. Community consultation on this commenced in June 2019.
- Completed designs for Margate CBD improvements including place-making signage, landscaping, decorative lighting, and a new community noticeboard. This project is designed to improve foot traffic in the area with flow-on benefits to local businesses.
- Commenced design on a streetscape rejuvenation project for Landsborough Avenue, Scarborough, including coastal tree plantings, seating and pathways, landscaped median strip, and parking bays.
- Delivered 'Walk to School' street tree shade plantings along 30km of paths at Caboolture, Deception Bay, Kippa-Ring, Margate, Kallangur and Redcliffe. This contributes to cooler, pedestrian-friendly neighbourhoods.
- Delivered native shade tree planting in Mahogany Park, Margate, to provide a cooler recreation space for residents and visitors.
- Processed 1,245 development applications relating to Material Change of Use, Reconfiguring a Lot, assessable Building Works and Operational Works. Major development applications included:
 - ▶ Foundation Building for University of the Sunshine Coast Moreton Bay campus, Petrie
 - ▶ Student accommodation, Petrie
 - ▶ Major Health Care development, North Lakes
 - ▶ Youngcare integrated disability accommodation, North Lakes
 - ▶ Bite Markets, Morayfield
- Issued 1,163 decisions in relation to post-approval applications.
- Endorsed 3,857 new lots across the Moreton Bay Region, processed 343 plan endorsement applications.
- Issued 203 health licenses and 254 planning certificates.

- Responded to 177 requests for pre-lodgement advice for information and services including land use, lot reconfiguration and planning advice. This resulted in 331 pre-lodgement meetings.
- Received 5,784 calls relating to planning, development and engineering enquiries and responded to 3,947 customer requests.
- Undertook 4,016 domestic and commercial plumbing inspections and approved 23,829 applications.
- Responded to unlawful budget accommodation complaints in partnership with Queensland Fire and Rescue Service to ensure providers met safety fire standards and planning requirements.
- Responded to more than 350 pool safety complaints to ensure relevant pool safety standards were enforced.
- 71,080 searches were conducted through council's My Property Look Up, an online tool which showcases how the planning scheme applies to local properties.
- Council maintained its commitment to streamline development applications and provided timely services for development application processing.

Planted street trees along 30km of 'Walk to School' footpaths to encourage active modes of transport including walking and cycling.

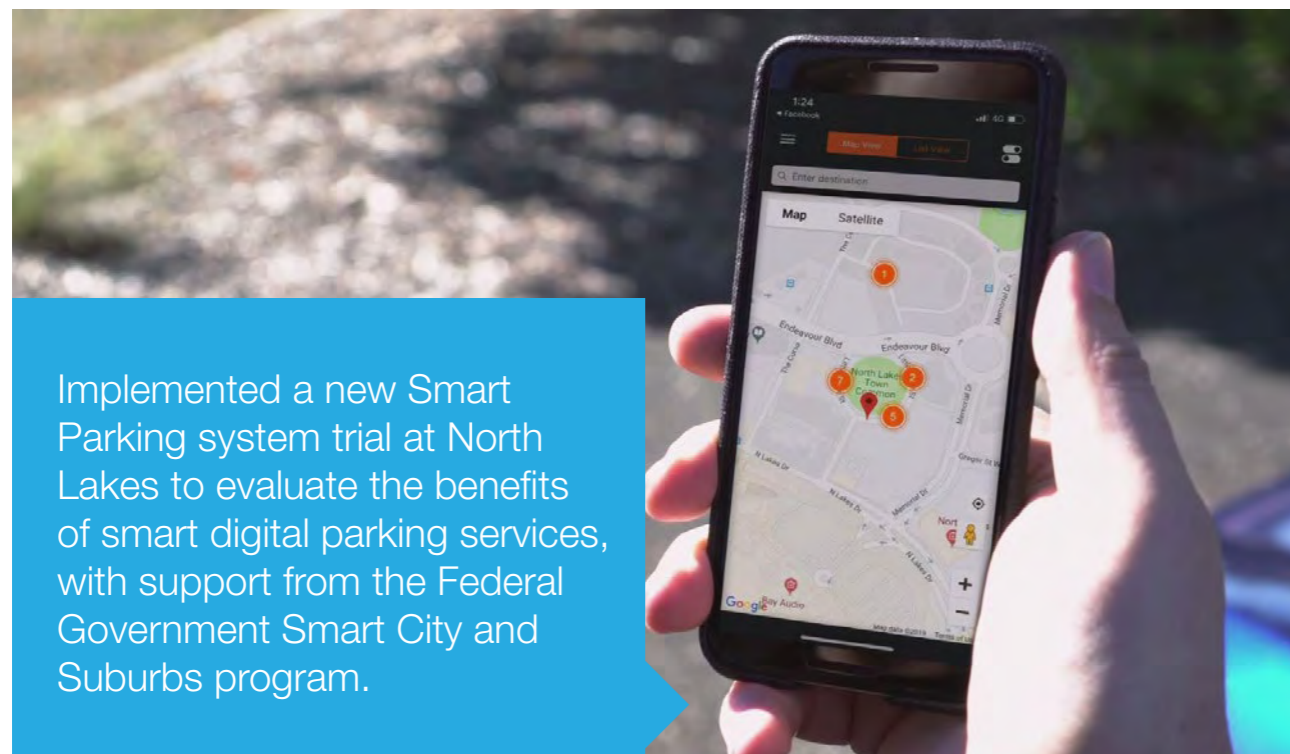


A DIGITAL REGION

Strategy	Strategic actions
Develop, support and incentivise a digital region.	<ul style="list-style-type: none"> Implement a regional technology strategy to identify and enhance the region's digital capabilities.

Our Success

- Became one of the first local governments in Australia to use artificial intelligence to improve accuracy and timeliness of response to customers who submit a request via the MBRC Request smartphone app.
- Commenced installation of new LED warning signs, monitoring stations and flood gauges to bolster community safety during natural disasters. The new technology will enhance council's flood warning system with live information notifying nearby motorists of flooded roads.
- Digitised Deception Bay's heritage trail with a new mobile-friendly platform designed to enrich the recreational experience with historical audio and visuals.
- Commenced design of an open pit and pipe network to facilitate ultra-high speed internet access at The Mill at Moreton Bay site in Petrie.
- Commenced designs for the installation of around 150 smart street lights at The Mill at Moreton Bay site in Petrie.
- Collaborated with the Massachusetts Institute of Technology (Norman B. Leventhal Centre for Advanced Urbanism) to inform policy on Regional Economic Clusters through emerging smart technologies and specialised spatial planning.
- Began testing smart technologies like sensors that detect public rubbish bin levels and garbage truck cameras that detect potholes.



Implemented a new Smart Parking system trial at North Lakes to evaluate the benefits of smart digital parking services, with support from the Federal Government Smart City and Suburbs program.

AN INNOVATIVE AND THRIVING ECONOMY

Strategy	Strategic actions
Develop a sustainable, innovative and thriving economy that creates valuable employment for residents, protects the region's high quality of life and provides a prosperous future for residents.	<ul style="list-style-type: none"> Deliver facilities and initiatives which support local business to grow and prosper. Partner with stakeholders to attract investment to the region. Partner and deliver facilities, major events and initiatives which provide quality regional economic development outcomes. Deliver economic development opportunities through council-owned and managed properties.
Develop projects which deliver strategic opportunities for the Moreton Bay Region.	<ul style="list-style-type: none"> Deliver strategic economic development and employment opportunities through projects such as The Mill at Moreton Bay.

Our Success

- Continued to support local employment through investment attraction, with an estimated 2,700 additional businesses setting up shop in the region, contributing to the 118,800 local jobs.
- The region welcomed more than 3.6 million visitors, spending almost \$1 billion with local businesses.
- Continued collaboration with the University of the Sunshine Coast to establish a new Moreton Bay campus on the former Petrie Mill site, including commencement of construction on the USC Foundation building.
- Operated caravan parks at Beachmere, Bongaree, Clontarf, Donnybrook and Toorbul, hosting more than 56,000 overnight stays.
- Completed a \$390,000 upgrade to the Bongaree Caravan Park cabins.
- Hosted more than 2,000 functions, business meetings, seminars and conferences at the Caboolture Hub, attracting more than 33,000 attendances.
- Partnered with Sports Marketing Australia to attract and support 15 significant sporting events including State and National tournaments to the Moreton Bay Region, injecting an estimated \$6.3 million into the local economy. This includes the 2018 Touch Football State of Origin and the 2018 Halibut Ultimate Frisbee Championships.
- Commenced an EOI process for market operators to grow the Redcliffe Markets into a destination attraction that people from South East Queensland will travel to enjoy.
- Welcomed a new AquaSplash inflatable waterpark at Pelican Park, Clontarf, as part of the Redcliffe Foreshore Master Plan. The water park attracted more than 27,500 visitors during its first operating season.
- Developed an Economic Dashboard for the region which provides the latest economic statistics to attract investment to the region and to assist businesses to establish and expand.

Launched the Moreton Bay Region Scholarship program at North Lakes with local school principals and the Queensland Minister for Education, The Hon. Grace Grace MP.






Redcliffe Kite Fest was one of the first places in Australia to host the Baby Shark by Pinkfong stage show, with more than 35,000 people attending the festival.

- Developed regional profiles highlighting leading Moreton Bay Region industries to assist in attracting investment and business development.
- Participated in business delegations to Taiwan and North America to expand engagement with international trading and investment attraction. These delegations focussed on Smart City infrastructure, the biomedical industry and attracting investment in the region to create more local jobs.
- In partnership with MBRIT, council supported campaigns and initiatives aimed at visitor attraction including the development of an annual Visitor Guide which was distributed across Australia.
- Partnered with MBRIT to deliver world-class events in Moreton Bay, showcasing the region to national and international audiences, and supporting tourism growth and economic benefit for local businesses. Highlights included Redcliffe Kite Fest, Moreton Kids Fest, and the inaugural Moreton Bay Food and Wine Festival.
- Partnered with MBRIT to support development of a regional events calendar, and to support the attraction

of major events and activations that provide tourism and economic benefit to Moreton Bay.

- Supported four major business events with keynote speakers including Queensland Chief Entrepreneur and Shark Tank expert Steve Baxter, former Australian cricket captain Michael Clarke and Body Hack's marketing expert Todd Sampson.
- Business Moreton Bay Region provided a range of support and professional development to local businesses. This included a regular communication platform showcasing business news, grant and funding opportunities; a regional business listing; and professional development workshops across the region. This is an initiative of council, MBRIT and Regional Development Australia Moreton Bay.
- Council continued to support the Advancing Regional Innovation Project - Moreton Bay, which supports the region's innovators and entrepreneurs, and coordinates regional participation at major events including the QODE Brisbane technology event. The program is co-funded by the Queensland Government and delivered by MBRIT.

Council supported the 2018 Business Excellence and Innovation Awards, showcasing the region's high performing and innovative businesses and professionals. Flock Eatery was named the 2018 Business of the Year at a sold out gala event.



Works continued on The Mill at Moreton Bay including the start of construction of the USC Moreton Bay Campus.

- Launched the Moreton Bay Pop-Up Program to activate public spaces with mobile entertainment and food vendors.
- Council partnered with MBRIT to deliver major regional and precinct destination campaigns aimed at promoting tourism to the Moreton Bay Region. This included:
 - ▶ Summer Sorted Campaign which was viewed more than 1.26 million times online and resulted in 15% increase in tourism product enquiries
 - ▶ Welcome to the Whales campaign, supported by the Queensland Government, promoted the region's whale watching season
 - ▶ Launched Taste of Moreton Bay and The Forkies campaigns which aim to highlight the region's food and produce, in partnership with major media outlets, to audiences across South East Queensland.
- Moreton Bay hosted the Greater Brisbane Annual Volunteer Forum, showcasing local venues, operators and attractions to tourism volunteers from across South East Queensland.
- Continued to support the attraction of events and activations which provide tourism and economic development benefit to Moreton Bay.
- Welcomed a delegation from Miyakonojo, Japan to explore business opportunities at The Mill at Moreton Bay, Petrie.
- Began preparation of guidelines to support the development of The Mill at Moreton Bay.
- Showcased the Moreton Bay Region to international science and technology investors at the 2019 BIO International Convention in Philadelphia.
- Made new business and investment connections at the Asia Pacific City Summit. More than 1,400 government, business and emerging leaders from 140 cities attended the 2019 event.

Every dollar council invested in tourism generated \$609 in economic activity for businesses, tourism operators and accommodation partners.

STRENGTHENING COMMUNITIES

A REGION WITH SAFE, STRONG AND INCLUSIVE COMMUNITIES

Our Vision

- A place where all residents enjoy a quality lifestyle and a sense of belonging.
- A place where services are available to support people seeking an active, healthy and engaged lifestyle.
- A place where civic leaders are progressive, responsive and build trust within our community.

Our Strategic Priorities

- Safe neighbourhoods: our residents will live in safe and resilient communities.
- Healthy and supportive communities: our residents will be making healthier lifestyle choices and we will live in stronger, more inclusive communities.
- Strong local governance: our residents' values and ideas are echoed through the actions of our civic leaders.

Achieving Our Success

- A safe and resilient community
- A healthy and inclusive community
- Strong leadership and governance
- A council connected with its community



A region for all

As one of Australia's fastest growing regions, council is committed to ensuring the safety, strength and inclusivity of our communities. During the financial year council continued to improve the accessibility of the information, services and facilities that make the Moreton Bay Region an enviable place to live, work and visit.

This commitment was recognised at the National Awards for Local Government with council's library service taking out the Disability and Access Inclusion Award for its innovative Backstage Pass Program. Backstage Pass provides residents with an after-hours, low sensory environment to enjoy access to library services including educational activities for children.

Construction started on the region's largest, purpose-built all-abilities recreation facility for people of all ages to enjoy. Located at Leslie Patrick Park in Arana Hills, the \$1.75 million project includes a five-way swing; an interactive

play zone with musical elements; an adventure zone with double and roller slides; and a calming garden for people with sensory requirements.

This facility will be the fourth inclusive playground in the region, enabling children with disabilities to enjoy the same opportunities for play and interaction as their peers.

Council also continued to improve accessibility through facility upgrades, workshops and improvements to public transport. This builds on council's investment in this space including assisted waste collection services, AUSLAN signed storytimes, home library services and Disability Action Week grants.

With close to one in five Moreton Bay Region residents living with a disability, council projects like this ensure the region's opportunities and vibrant lifestyle are accessible to everybody.

A SAFE AND RESILIENT COMMUNITY

Strategy	Strategic actions
Develop arrangements to mitigate the impact of disaster events.	<ul style="list-style-type: none"> Partner with stakeholders to implement a local disaster management plan to guide service provision. Provide education, training and projects that improve community resilience.
Maintain safe public spaces.	<ul style="list-style-type: none"> Deliver infrastructure and services that support community safety and crime prevention.
Maintain a lifestyle enhanced and protected by local law.	<ul style="list-style-type: none"> Effectively administer local law through a contemporary regulatory service.
Maintain healthy communities through appropriate programs and regulation.	<ul style="list-style-type: none"> Deliver effective pest, plant and weed management. Deliver a targeted vaccination service in conjunction with stakeholders. Regulate environmental health matters through appropriate licensing, regulation and education.

Our Success

- Recognised at the state and national 2018 Resilient Australia Awards for the 'My Resilient Community' project - delivered in partnership with the Queensland Police Service and Queensland Fire and Emergency Services. This community engagement project empowered residents to prepare for disaster events.
- Moreton Bay's State Emergency Services Unit was named 2019 Brisbane Region SES Regional Unit of the Year.
- Constructed a new State Emergency Service facility in Bunya as part of a \$2.7 million investment by council and the Queensland Government.
- Conducted 27 planned burns across 200 hectares of bushland in preparation for fire season.
- Constructed additional fire trails at Neurum and Bunya.
- Grew MoretonAlert registrations to 55,880 issuing more than 1.95 million text messages, 760,000 emails and 10,000 voice messages alerting residents of severe weather and bushfire warnings.
- Delivered a major 2018 Get Ready week campaign to raise awareness and increase disaster preparedness.
- Worked closely with emergency services and other agencies to undertake 11 training exercises to enhance disaster preparedness for hazards including bushfire, severe weather and storm tide.
- Supported communities across the region to improve disaster preparedness through information sessions and workshops, welcoming close to 700 participants.
- Taught almost 1,500 grade five and six students about planning and responding to natural hazards and disasters that could potentially affect their families.
- Installed 10 maximum height gauges to provide confirmation of recorded flood levels at existing flood gauges.
- Installed 10 smart flooded road warning systems with automatically triggered illuminated signs to provide warning to road users in the event of road flooding.

- Operated 987 CCTV cameras throughout the region to enhance security and community safety including responding to 193 requests made by Queensland Police.
- Installed 89 new CCTV cameras at Bongaree, Bunya, Burpengary, Caboolture, Dakabin, Deception Bay, Ferny Hills, Morayfield, Narangba, North Lakes, Samford and Scarborough.
- Responded to 1,630 instances of graffiti on council-controlled land across the region.
- Responded to almost 13,190 animal-related and more than 10,733 local law-related enquiries.
- Moreton Bay Region is home to 60,127 registered dogs and 11,741 registered cats.
- Supported the RSPCA's de-sexing program promoting responsible pet ownership which saw more than 6,609 animals de-sexed.
- Conducted 540 patrols aimed at ensuring safer parking around local schools.
- Responded to 12,545 public health-related enquiries.
- Conducted more than 846 inspections of food premises and provided more than 6,412 employees with access to council's food hygiene training website.
- Provided 13,776 vaccinations throughout local high schools and 1,964 vaccinations via established Community Immunisation Clinics.
- Managed and maintained eight cemeteries and one memorial garden.
- Treated more than 30,540 hectares of known mosquito breeding hot spots across the region's parks, reserves and coastal saltmarsh areas.
- Partnered with residents to tackle weeds on private property through council's Voluntary Conservation Program and weed identification workshops.



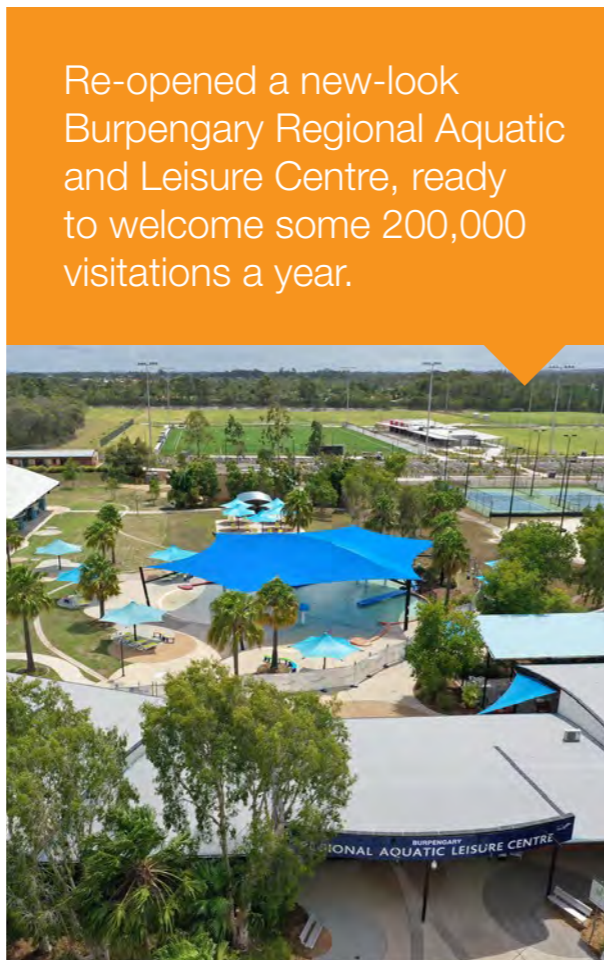
Worked closely with emergency services and other agencies to undertake 11 training exercises to enhance community preparedness for hazards including bushfire, severe weather and storm tide.

A HEALTHY AND INCLUSIVE COMMUNITY

Strategy	Strategic actions
Develop and support well-planned, maintained and managed sport facilities. Support sporting clubs to achieve ongoing self-sustainability.	<ul style="list-style-type: none"> Partner with stakeholders to deliver a collaborative approach to investment in and management of sport facilities. Partner with stakeholders to deliver projects and funding opportunities that deliver quality sporting outcomes, and guide investment in regional sport infrastructure. Provide opportunities that showcase and encourage participation in organised sport.
Develop a strong and inclusive community.	<ul style="list-style-type: none"> Deliver targeted support, initiatives and facilities to the region by supporting not-for-profit and charitable organisations. Deliver initiatives, facilities and events that promote and support an inclusive community.
Maintain and enhance spaces and facilities that are used by the community.	<ul style="list-style-type: none"> Partner with key stakeholders to plan, develop and administer community spaces and facilities.

Our Success

- Managed and maintained more than 1.77 million square metres of sport and recreation fields across the region.
- Welcomed more than 1.07 million visits to council's 12 swimming pools. More than 250,000 learn-to-swim classes and 58 swimming carnivals were held at these venues.
- Settlement Cove Lagoon continued to draw visitors for a free swim at Redcliffe, with approximately 575,000 visits.
- Almost 50,000 learn-to-swim lessons were delivered at the new Ferny Hills warm water indoor pool and a further 15,000 program attendances, making it one of the region's most popular indoor heated pools.
- Completed a \$7.32 million upgrade of the Burpengary Regional Aquatic and Leisure Centre, including new internal ceiling, hydraulics, lighting, air ventilation and fire systems.
- Invested \$339,000 in upgrading council swimming pool facilities across the region including amenities, mechanical and electrical equipment.



Re-opened a new-look Burpengary Regional Aquatic and Leisure Centre, ready to welcome some 200,000 visitations a year.

- Council's 46 community halls were made available to community groups and organisations for a range of events and meetings.
- Completed construction of a new \$441,789 building at Caboolture Sports Complex to house the Caboolture Boxing Club.
- Unveiled the first artist impressions of the new national BMX precinct at Brendale which will include a new clubhouse, track lighting and facility parking.
- Provided more than \$544,180 in funding to support more than 100 community, sporting, cultural and environmental projects under council's Community Grants Program.
- Provided 270 young people with individual achievement grants totalling \$65,200 to assist them in representing Queensland or Australia in their chosen field.
- Supported 28 funding applications from community organisations and creatives through the Queensland Government Regional Arts Development Fund.
- Hosted a free half-day forum for sporting clubs, community organisations and volunteers to develop skills to help run active, successful and financially viable organisations.
- Completed 15 sporting facility renewal projects across the region including lighting upgrades at various sporting and showground facilities.
- Upgraded the softball field at Dances Road Sportsgrounds, Caboolture, to a national tournament standard.
- Commenced construction of the \$2.15 million Samford Parklands soccer field expansion, completing the initial subgrade preparation and topsoil of the junior field. This upgrade will see the construction of both a senior and a junior soccer field, improved parking facilities and LED sports field lighting.
- Completed designs for the future expansion of the Samford Parklands tennis precinct including new tennis courts, path improvements and landscaping.



Council completed a \$7.8 million upgrade to the Morayfield Sport and Events Centre, doubling the size of the venue with two new multi-purpose indoor courts and an 1,100sq m events space, which can be used for conferences and trade shows.

- Commenced construction at James Drysdale Reserve on the \$2.55 million baseball field, lighting and amenities. Additional facilities will enable the Pine Hills Lightning Baseball Club to relocate junior baseball fixtures to the new baseball precinct.
- Completed the \$7.8 million Morayfield Sport and Events Centre, doubling the size of the venue to more than 7,000 square metres. The New Zealand Silver Ferns netball team were the first to use the new venue, establishing its ability to host elite sporting teams.
- Enabled Dayboro Netball and Tennis clubs to increase participation through a \$304,000 upgrade to two courts at Roderick Cruice Park, including LED lights.
- The \$11 million Moreton Bay Central Sports Complex Burpengary Football Precinct became home to the Caboolture Sports Football Club. It boasts two senior grade grass fields, the region's first senior-grade synthetic football field and a multi-purpose clubhouse.

- Provided more than 60,000 square metres of sport surfaces to local community and sporting organisations.
- Awarded a \$354,000 tender to complete the first detailed designs for the Griffin Sports Complex, including two senior and one junior multi-purpose fields, a clubhouse, car park and access roads.
- Completed a \$290,000 field surface renewal at James Drysdale Reserve to improve drainage and reduce closures after heavy rainfall.
- Awarded a \$2.3 million tender to construct the next stage of the Nathan Road Sports Precinct, Rothwell. Once complete, the precinct will include an MCG-sized oval, clubhouse, multi-purpose field, training field and wetland area.
- Completed designs for a car park expansion at Devine Court Sports Complex, Morayfield.

- Commenced designs for a \$10 million expansion and upgrade of the South Pine Sporting Complex indoor sports facilities. The project designs will include an upgrade of the rugby union clubhouse and three additional indoor courts and support areas.
- Completed designs to upgrade the baseball and rugby union facilities at Les Hughes Sports Complex, Bray Park to include a shared-use field and clubhouse facilities.
- Commenced a new Sandstone Point Sports Ground facility master plan to provide a road map for future facility upgrades including access, parking and lighting improvements.
- Awarded a \$15,000 grant to the Next Gen Athlete program to support eligible athletes with an intellectual impairment compete at regional, state, national and international levels.
- Queensland State Equestrian Centre hosted 160 events attracting more than 16,000 visitors. Major events included Saddleworld Brisbane CDI & Carl Hester Master Class and the World Cup Qualifying event Festival of Show jumping.
- Received the Queensland Parks and Leisure Australia Community Based Initiative of the Year Award for the Healthy and Active Moreton Club Support initiative.
- Supported more than 24,000 residents to take part in more than 1,700 free and low-cost activities across the region as part of the Healthy and Active Moreton program.
- Saw more than 7,400 students take part in 258 activities during the Healthy and Active Moreton Active Holidays program.
- Grew Healthy and Active Moreton eNewsletter subscriptions to 8,979, representing a 20% increase on the previous year.
- Attracted more than 42,000 people to more than 200 shows at the Redcliffe Entertainment Centre. Major events included The Wiggles and the Michael Jackson Tribute Show.

More than 24,000 residents took part in more than 1,700 Healthy and Active Moreton program activities.



The \$11 million Burpengary Football Precinct became home to the Caboolture Sports Football Club.

- Supported Harmony Day 2019, providing funding to five community events and projects and delivered eight council-led initiatives to celebrate the region's cultural diversity. These activities attracted more than 2,700 people.
- Partnered with local community organisations to celebrate NAIDOC Week, providing funding to five community events and projects to recognise Australia's First Peoples, attracting more than 1,400 people.
- Partnered with Caboolture Family Network to offer a series of interactive, technology-based library workshops to support adults with autism and special needs.

STRONG LEADERSHIP AND GOVERNANCE



A Backstage Pass participant plays with augmented reality at North Lakes Library.

Strategy	Strategic actions
Maintain transparent, robust and compliant decision making.	<ul style="list-style-type: none"> Deliver corporate advice that supports the decision making of council. Maintain council's legislative obligations relating to complaint management, right to information and information privacy.
Protect council assets, people and environment.	<ul style="list-style-type: none"> Maintain effective risk management, controls and governance processes.
Maintain an efficient and effective organisation.	<ul style="list-style-type: none"> Maintain a financially sustainable organisation. A responsible and attractive employer with a capable, productive and sustainable workforce.

Our Success

- Purchased four Plectalk devices which read aloud texts from electronic devices to assist people with a disability. Made possible through a Micro Grant from the State Library of Queensland.
- Received the National Award for Local Government Disability and Inclusion Award for the Moreton Bay Region Libraries Backstage Pass Program. The free program offers a welcoming and low-sensory space for all family members to participate in library learning and literacy programs.
- Commenced \$560,000 of upgrade works to 17 bus stops across Ningi, Sandstone Point, Bongaree, Beachmere, Kippa-Ring, Redcliffe and Scarborough to enable residents living with a disability to have better access to public transport.
- Donated the Pine Rivers Park liberty swing to the Pine Rivers Special School. A wheelchair spinner is planned for installation at Pine Rivers Park to enhance the play experience for children with restricted mobility.
- Confirmed tenancy to Redcliffe's University of the Third Age and the Redcliffe Seniors Computer Club at council's to be redeveloped Redcliffe Administration Centre Art Gallery and Community Space.
- Completed the Scouts Queensland Network Service Plan to better understand the services and facilities available on council properties.
- Constructed a formal car park at the Banksia Beach Community Arts Centre to improve pedestrian safety.
- Contributed \$486,000 towards the expanded Artisans Guild of Caboolture and District Inc. building at Burpengary East, providing a new kitchen, storerooms, amenities and additional workshop and exhibition space.
- Completed building renewal projects across the region including the Bribie Island Surf Lifesaving Club, Caboolture Memorial Hall, and Kumbartcho Cottage.
- Constructed additional car parking facilities to accommodate community groups using the Kallangur Community Centre.
- Upgraded Kate McGrath's Koala Park, Caboolture South, to provide a half basketball court and shelter to enable the area to host more sporting activities.
- Aligned activities to the Corporate Plan 2017-2022, which guides council's priorities, decisions and policies to ensure a focus on maintaining a high standard of service and delivering value-for-money.
- Continued to review corporate policy and practices to ensure they were relevant and up-to-date.
- Adopted Meeting Procedures and Investigation Policy to support the Queensland Government's Code of Conduct for Councillors in Queensland.
- Continued to manage complaints in accordance with council's complaints management process and relevant policies.
- Maintained an Information Privacy Plan and upheld council's obligation in relation to right to information requests.
- Delivered an annual risk-based internal audit plan covering compliance, systems and operations. Completed internal audits focused on providing assurance about, and improving the effectiveness of, operations and risk management in auditable areas.
- Embraced legislation introduced following the Queensland Government's Belcarra Report. This report presented recommendations to strengthen equity, transparency, integrity and accountability of local governments throughout Queensland.
- Provided a safe and healthy working environment, by continuing to run a workplace health and safety program, wellness in the workplace toolkit and employee assistance program.
- Fostered an environment whereby workplace health and safety is a valued component of everyday working life which starts at an individual level.
- Continued to employ more than 1,610 people who are dedicated to making the region an even better place to live, work and play.
- Continued to acknowledge long-serving staff with more than 37 per cent of council's workforce having been employed for 10 years or greater.
- Provided employment opportunities across more than 27 occupations, covering everything from planning and design to environmental science, landscaping, nursing, engineering and mechanical trades.
- Workforce programs continued to offer opportunities for people undertaking traineeships, apprenticeships and university studies.

A COUNCIL CONNECTED WITH ITS COMMUNITY

Strategy	Strategic actions
Maintain efficient and responsive customer services.	<ul style="list-style-type: none"> Deliver innovative services that improve customer experiences.
Develop communications which promote and support council services.	<ul style="list-style-type: none"> Deliver efficient and timely information about council programs, projects and initiatives.
Provide residents opportunity to participate and engage with their community.	<ul style="list-style-type: none"> Deliver a local events program that celebrates local community and lifestyle.

Our Success

- Maintained a Customer Service Charter to improve overall customer satisfaction levels. The Customer Service team:
 - Responded to 224,359 calls with 97% of enquiries resolved at the first point of contact (overall customer satisfaction rating of 94%)
 - Assisted 41,651 people at council's customer service centres and resolved 96% of enquiries at first point of contact (overall customer satisfaction rating of 99%)
 - Processed more than 110,360 customer transactions and requests and responded to an average of 3,956 eRequests each month
- Received more than 14,430 customer requests via Council's MBRC Request App, which allows residents to quickly and easily report matters to council.
- Saw a 39% increase in customer engagement through electronic channels such as email, web and mobile.
- Welcomed more than 1.31 million visits and 6.93 million views to council's website, with half of all visits via a mobile or tablet device.
- Supported 367,014 searches on council's website and an overall online presence including the top five visited pages:
 - Healthy & Active Moreton: 256,239 views
 - Contact council: 157,277 views
 - Current opportunities: 149,308 views
 - Events: 126,698 views
 - My property look up: 90,065 views
- In addition, separate subsites were created to better serve the needs of target audiences:
 - Libraries: 133,742 visits
 - Galleries & Museums: 32,924 visits
 - Redcliffe Entertainment Centre: 49,252 visits
 - Queensland State Equestrian Centre: 24,860 visits
 - Morayfield Sport & Events Centre: 6,523 visits
- Provided important information to residents about local news and events via its community newsletters and media releases.

- Grew council's social media presence with more than 63,820 followers across council's library, events and disaster management Facebook pages. Council commenced development of a strategy to help guide ongoing growth and management of these platforms.
- Partnered with News Corp and MBRIT to deliver a monthly regional lifestyle publication called Moreton Life. The publication showcases information about local events; council programs, services and facilities; attractions and businesses. The publication is supported by social media and online platforms.
- Hosted a program of family-friendly events at local parks and council venues across the Moreton Bay Region. These included outdoor movies, music in the park and teddy bear picnics.
- Hosted events to officially unveil major venue and facility upgrades including the Burpengary Regional Aquatic and Leisure Centre and the Moreton Bay Central Sports Complex Football Precinct (soccer).
- Welcomed more than 1,000 people from 74 countries at 11 Australian citizenship ceremonies.
- Partnered with MBRIT to recognise more than 660 volunteers who provide valuable assistance to council venues, bush care groups, and the region's major events.
- The 2019 Moreton Bay Regional Council Australia Day Awards celebrated community achievements. Australia Day award winners included:
 - Citizen of the Year: Elisha Wright
 - Volunteer of the Year: Des Dewar
 - Sports Award: Mitchell James
 - Arts and Culture Award: Carmel Bond
 - Environment Award: Richard and Carole Green

Recognised the region's outstanding residents at the Moreton Bay Regional Council 2019 Australia Day Awards including Citizen of the Year, Elisha Wright.



- Supported major Anzac Day commemorations across the region.
- Sponsored four major carol events across the region as part of the Christmas in the Moreton Bay Region program.
- Hosted the Inter-School Disc Golf Tournament at Pine Rivers Park with 21 teams and more than 80 students from five schools taking part.
- Hosted a Battle of the Brains academic trivia competition with 49 teams of grade six students from 16 schools across the region participating.

Delivered a new council website with improved usability, accessibility and a focus on transacting online.



VALUING LIFESTYLE

A REGION THAT CELEBRATES OUR VIBRANT LIFESTYLE

Our Vision

- A place where a preserved and well-maintained natural environment can be enjoyed by residents and visitors as part of our unique lifestyle.
- A place where people can travel easily around the region using different modes of transportation.
- A place where residents and visitors can participate in diverse recreation and cultural opportunities.

Our Strategic Priorities

- Healthy natural environment: our residents will collectively contribute to creating a cleaner and healthier environment for future generations.
- Diverse transport options: our region will consist of well-connected places and residents will embrace more sustainable travel choices and behaviour.
- Quality recreation and cultural opportunities: residents of all ages will have greater choice of recreation and cultural activities in the region.

Achieving Our Success

- A clean and healthy environment
- An integrated regional transport network
- Active recreation opportunities
- Places to discover, learn, play and imagine
- Celebrating local arts, culture and community



A clean and healthy region

From encouraging and educating the next generation to reuse, rethink and recycle to helping residents make sustainable choices, council initiatives continued to support a cleaner and healthier environment for our region in 2018-19.

Throughout the year council's bushland restoration projects and green infrastructure initiatives saw the planting of thousands of koala habitat trees, street trees, and other native species.

Street trees provide shade along footpaths, vegetation buffers along waterways, improve water quality of the region's rivers, and bushland renewal projects provide habitat for priority species.

Council's environmental management program at The Mill in Petrie saw 71 koalas fitted with telemetry devices for monitoring and regular health checks. More than 20 koala joeys are expected to join the program when they turn one year old.

The expansion of council's network of green infrastructure continued in 2018/19 with the installation of wildlife fencing, driver warning road stencils, and fauna rope bridges. This transport infrastructure is critical to supporting our wildlife safely access the region's parks, reserves and wildlife corridors.

More than 30 tonnes of litter was removed from 133 locations across the region as part of Clean Up Australia Day efforts. Council also supported the removal of 700 kilograms of litter from the Caboolture River.

Meanwhile, council's innovative projects and initiatives contributed to supporting a cleaner region including provision of waste education workshops and incentivised education activities. Treasure Markets sold more than 750 tonnes of reusable items while major waste facilities converted landfill gas into enough electricity to power 14,000 houses per year.

A CLEAN AND HEALTHY ENVIRONMENT

Strategy	Strategic actions
Maintain sustainable waste management for the Moreton Bay Region.	<ul style="list-style-type: none"> Deliver efficient, accessible and timely waste services. Deliver education and initiatives that enhance sustainable waste practices.
Maintain and enhance the health of the natural environment.	<ul style="list-style-type: none"> Deliver innovative projects, programs and partnerships that protect and enhance the region's natural environment and biodiversity. Deliver education and experiences that showcase the region's natural environment, and promote a healthy and sustainable region.
Protect public assets and maintain environmental standards through management of the stormwater network, coastal areas and waterways.	<ul style="list-style-type: none"> Deliver an efficient and reliable stormwater network. Deliver safe and sustainable waterway and coastal areas.

Our Success

- Provided more than 169,070 properties with kerbside waste and recycling collection services. This included collection and processing more than 50,117 tonnes of green waste, 106,748 tonnes of domestic waste and 31,933 tonnes of recyclables.
- Supported the Queensland Government's new Waste Management and Resource Recovery Strategy to increase recycling and recovery activities in preparation for the Queensland waste levy including:
 - Invested more than \$5 million to redevelop an 11-acre area within the Dakabin Waste Management facility to create a 20-bay waste transfer station and community recycling facility
 - Awarded a \$3.2 million tender to construct a new landfill cell for waste disposal at the Bunya Waste Management facility
 - Delivered upgrades to Ningi Waste Transfer Station including new weighbridge, gatehouse, and off-grid solar system
- Installed water bottle refill stations at Burpengary, North Lakes, Bribie Island, Scarborough and Woody Point, encouraging residents to ditch single-use plastic water bottles.
- Launched the Regional Recycler Competition with the theme Plastic Pollution Solution and awarded Mt Samson State School in replacing 6,000 plastic ziplock bags from the school tuckshop with compostable paper bags.
- More than 16 schools and 10 early learning centres participated in council's award-winning waste education program, helping to improve their waste reduction, recycling, composting and recovery habits.
- Hosted 17 free waste facility tours, attracting more than 1,058 local students and residents, lifting the lid on what happens to rubbish and recovered resources.
- More than 402 residents attended 18 free recycling and composting workshops.
- Educated more than 10,550 students on how to become expert waste reducers and recyclers at schools and early learning centres across the region.
- Extended trading hours at Dakabin and Caboolture Treasure Markets to make reusing and recycling more convenient for residents, with more than 750 tonnes of reusable items sold.
- Street sweepers removed more than 2,921 tonnes of waste from public roads.

- A further four power generation units were installed at Dakabin, Bunya, and Caboolture Waste Facilities, supporting landfill gas to be collected and converted to electricity sufficient to power 14,000 houses per year. Council has now reduced more than 2.6 million tonnes of carbon (CO2 equivalent) emissions through Landfill Gas Management projects.
- Installed a backup power generator at Bunya, Caboolture and Ningi Waste Management Facilities, allowing uninterrupted power supply during disaster events.
- Supported removal of 700 kilograms of litter from the Caboolture River as part of the council-sponsored Healthy Land and Water's Clean-Up program.
- Awarded a \$609,000 tender to plant more than 130,000 plants and trees to improve water quality around a new wetland at Nathan Road.
- Planted more than 5,300 native trees with the help of more than 350 volunteers at National Tree Day events.
- Partnered with 587 private landholders to protect and restore more than 4,100 hectares of bushland as part of the Land for Wildlife program.
- Awarded the 2019 Don Perrin Environmental Bursary to Brodie Crouch, a Bachelor of Advanced Science student from the University of Queensland.
- Awarded Voluntary Conservation Program grants to 49 landholders to assist in the restoration and enhancement of bushland habitat and wildlife corridors.
- Actively supported 40 bushcare sites, restoring more than 173,600 square metres of bushland habitat.
- Council's Environment Centres delivered more than 68 school group activities to more than 4,500 students and delivered 32 environmental engagement events, attended by more than 960 people.
- Planted more than 1,600 native trees including eucalyptus and melaleuca along the North Pine River in Joyner.



71 koalas at The Mill at Moreton Bay have been fitted with telemetry devices for monitoring and regular health checks. An additional 24 dependent koala joeys will join the koala monitoring program when they become independent at approximately 12 months of age.



- Managed nine ibis roost sites throughout the region.
- Monitored 28 flying fox roost sites regionally and managed colonies under Queensland Government legislation and approvals.
- Removed more than 30 tonnes of litter from 133 locations across Moreton Bay as part of Clean Up Australia Day events.
- Invested \$200,000 to rehabilitate aquatic and riparian vegetation and allow safe maintenance access at Halpine Lake.
- Partnered with Energex to move high-voltage powerlines to create green space and new fauna rope bridges to help wildlife safely cross over Kremzow Road, Warner and New Settlement Road, Burpengary.
- Upgraded fauna underpasses across the region to help wildlife safely cross under some of the region's busiest roads; and installed roadside wildlife signage and road stencils to alert drivers to high-risk wildlife vehicle crash zones.
- Planted 1km of koala habitat trees along the habitat corridor at Lawnton and 4,500 koala habitat trees across five hectares at Whiteside Road Park, Samsonvale.
- Planted 100 flowering native Corymbia, Eucalyptus and Angophora trees at Kallangur as part of a native street tree trial.
- Generated more than 33,000 Flood Check Reports, providing residents and property owners with comprehensive and tailored flood information.
- Completed 340 metres of riverbank stabilisation at Pine Rivers Park, Strathpine.
- Completed drainage and culvert upgrades to improve flood immunity of Bellmere, Scarborough and Kurwongbah.
- Awarded a \$500,000 tender to upgrade the drainage network adjacent to the Burpengary Sports Complex.

- Awarded a tender worth more than \$550,000 to improve maintenance access at Lake Eden to rehabilitate aquatic and riparian vegetation.
- Completed rehabilitation works at 15 sites including lake systems, wetlands and creeks at Morayfield, North Lakes, Caboolture, Murrumba Downs, Petrie, D'Aguilar, Brendale, Ferny Hills, Samford Valley and Clontarf. These projects included weed control, revegetation and maintenance of native vegetation.
- Commenced major rehabilitation works at Humpybong Creek to improve water quality across the entire creek system.
- Started stabilisation works along a 60-metre section of riverbank in Wyllie Park including planting almost 2,000 eucalyptus and mangroves.
- Commenced works on a vital upgrade of Black Duck Reserve to improve water quality and enhance the lake system amenity.
- Awarded a tender for lock and weir maintenance works for the structure controlling water levels and boat passage in the Bribie Gardens canal estate.
- Naturalised a 230-metre channel at Bluebell Street Park, Caboolture to improve water quality and manage stormwater run-off.
- Awarded a \$440,000 tender to improve water quality in Bells Creek Catchment, Redcliffe.
- Continued to manage all foreshore areas and carried out routine beach raking along the region's beaches.
- Maintained more than 130 kilometres of stormwater infrastructure with inspections, cleaning and replacement of aged and damaged infrastructure.
- Surveyed the ecological health of waterways at 40 sites through council's Stream Health Monitoring Program.
- Continued council's stormwater CCTV program to help identify damaged and blocked pipes, resulting in seven stormwater renewal projects valued at more than \$1.1 million.

- Maintained thirty-six boat ramps, fourteen canoe ramps and three public jetties at Redcliffe, Woody Point and Bongaree.
- Continued to maintain canal systems at Bribie Gardens, Pacific Harbour and Newport, including canal dredging and beach restoration works.
- Installed Flood Monitoring Stations at Wamuran and Eatons Hill to measure and monitor heavy rainfall and water level rises in areas of high flood risk.
- Installed a floating trash trap with improved maintenance access at Benson Street Reserve, Scarborough.

Completed rehabilitation works at 15 sites to improve Moreton Bay's lake systems, wetlands and creeks.



AN INTEGRATED REGIONAL TRANSPORT NETWORK

Strategy	Strategic actions
Maintain a safe, efficient, reliable and integrated transport network.	<ul style="list-style-type: none"> Maintain, improve and expand the region's road and transport networks through an Integrated Local Transport Strategy and associated plans and policies. Partner with stakeholders to plan and deliver a safe and efficient transport network.

Our Success

- Continued to maintain 404 bridges (105 vehicle bridges and 299 foot bridges).
- Commenced a \$7.7 million road upgrade to ensure safe access to the new USC Moreton Bay campus at The Mill, Petrie.
- Maintained more than 3,418 kilometres of sealed road and 213 kilometres of unsealed road.
- Commenced a \$5.8 million upgrade to the intersection of Oakey Flat Road and Walkers Road, Morayfield.
- Completed designs for a new access road to the Moreton Bay Central Sports Complex, Burpengary.
- Invested \$111 million to maintain and improve road and transport infrastructure including \$35 million towards rehabilitation and improvement projects including:
 - \$12.1 million for Old North Road, Warner
 - \$2.3 million for Oakey Flat Road, Morayfield
 - \$1.5 million for Station Road, Burpengary
 - \$1.5 million for Scarborough Road, Scarborough
 - \$1.3 million for Camelia Avenue, Everton Hills
 - \$1.3 million for Dohles Rocks Road, Murrumba Downs
 - \$1.3 million for Brays Road/McClintock Drive, Murrumba Downs
 - \$1.1 million for Mount Nebo Road, Jolly's Lookout

Invested \$12.1 million to improve traffic flow along Old North Road, Warner. This is one of the busiest road corridors in the region.



- Partnered with the Queensland Government to provide a dedicated bus route to service Mango Hill State School's growing community.
- Partnered with the Queensland Government to deliver the \$2.75 million first stage of the Caboolture to Wamuran Rail trail. Construction commenced on the second stage of the project which will connect the Wamuran Township to County Drive.
- Partnered with the Queensland Government to commence construction on the \$920,000 Samford Road Cycle and Pedestrian Pathway, and \$70,000 Kedron Creek Cycle and Pedestrian Bridge projects in Ferny Hills.
- Invested in improvements to local pedestrian and cycle access including the Bells Creek Greenway active transport upgrade between Clontarf and Kippa-Ring.
- Delivered pedestrian and vehicle safety improvements in the Dayboro Town Centre on Williams Street with new crossings, line marking and intersection improvements.
- Improved safety of and accessibility for pedestrians, cyclists and people with disabilities at Scarborough Beach Park.
- Worked with the Woorim community to reduce speeding and poor driver behaviour on North Street with traffic calming and new car parking.
- Upgraded all-abilities access to local facilities and destinations with new footpaths and crossing improvements on Young Road, Narangba.

Completed the first stage of the Caboolture to Wamuran Rail trail - a 10.5km shared pathway that follows the old Caboolture to Kilcoy railway corridor that closed in 1964.



ACTIVE RECREATION OPPORTUNITIES

Strategy	Strategic actions
Develop quality and accessible recreation opportunities that enhance the lifestyle of residents.	<ul style="list-style-type: none"> Plan, manage and deliver fit-for-purpose parks and open spaces that achieve quality recreation outcomes. Plan and deliver projects and programs that encourage and support quality and innovative recreation.

Our Success

- Invested almost \$1.8 million towards upgrading and renewing playgrounds across the region.
- Maintained 456 hectares of environmental reserve and 2,419 hectares of park and foreshores within 2,246 parks.
- Completed 5,874 park inspections, ensuring more than 641 playgrounds and 77 exercise areas were safe for residents.
- Provided service and maintenance to more than 165 public amenity blocks throughout the region.
- Delivered play and education enhancements to the Caboolture Region Environmental Education Centre (CREE), including construction of a large sheltered area for outdoor teaching and recreation, an all-abilities playground, signage to communicate with other children with disabilities and gardens in keeping with the natural environment of the area.
- Installed new fitness and exercise equipment in nine parks across the region including Dragonfly Park Warner, Les Hughes Sporting Complex Bray Park, Sandstone Point Sports Ground Sandstone Point, Captain Cook Parade Park Deception Bay, Nectar Way Park Burpengary East, Expedition Drive North Lakes, Blatchford Reserve Murrumba Downs, Waratah Park Petrie and Rob Akers Reserve Strathpine.
- Completed demolition works and commenced planning to transform the old DPI Fisheries site, Deception Bay, into a recreation and community precinct.

Commenced work on the largest, purpose-built all-abilities recreation facility in the Moreton Bay Region at Leslie Patrick Park, Arana Hills.



- Commenced upgrades on the foreshore amenities at Toorbul Esplanade near the intersection of the Esplanade and Freeman Road, Toorbul.
- Installed a new dog off-leash area in Albany Creek and enhanced enclosures at Samford and Bray Park.
- Installed a picnic area shade structure at Solander Esplanade, Banksia Beach to provide a sun safe facility for residents and visitors.

Completed a major upgrade of Leis Park, Lawnton, into a railway-themed play space.



- Installed three picnic shelters along Armstrong Way, Caboolture to create an outdoor dining and recreation space.
- Completed work on four picnic shelters and two fish-cleaning stations at a total cost of \$120,000 in two popular fishing spots along the Caboolture River. This project was made possible thanks to the generosity of the late Mr Allan Tate who bequeathed council more than \$160,000 for community projects.
- Awarded a \$1 million tender to continue improvement works at Blatchford Sporting and Recreation Reserve including construction of a new car park, picnic facilities, public amenities and a new district level playground.
- Provided almost 380 public barbecue facilities.
- Upgraded the Centenary of Scouting Reserve trail at Kurwongbah, installing more than 200 bollards, fencing, and reprofiling of 530 metres of trail.
- Completed a \$490,000 upgrade of Leis Park, Lawnton, into a train-themed adventure area representing the region's railway history.
- Prepared 40 designs for play facilities shade tree plantings and implemented 39 planting projects across the region to improve recreation spaces.
- Continued work with Queensland University of Technology and partners to finalise the Intergenerational Design Guidelines for parks in the region. More than 400 park user surveys have been completed in 12 parks with further resident consultation in local shopping centres on future parks.

PLACES TO DISCOVER, LEARN, PLAY AND IMAGINE

Strategy	Strategic actions
Develop and deliver a contemporary public library service.	<ul style="list-style-type: none"> Provide engaging spaces, services and resources which facilitate community learning, leisure and connectivity.

Our Success

- Invested \$13.9 million into the library network.
- More than 410,490 items were downloaded from council's digital collection.
- Grew library memberships by 16.3% to more than 197,150.
- Provided a collection of more than 476,240 resources across council's library network.
- Grew library eNewsletter subscriptions by 13% and saw a 30% increase in the number of likes on the Moreton Bay Region Libraries' Facebook page.
- Provided 193,843 hours of free internet access through library Wi-Fi.
- Delivered 9,843 activities, programs and workshops, attracting more than 185,840 participants.
- Welcomed 11,880 visits to council's mobile library, which houses a collection of almost 5,000 items.
- Provided home-based library services to more than 320 residents unable to visit their local library.
- More than 7,480 places for young people were taken in school holiday library events and programs.
- More than 18,000 children took part in 252 library outreach programs delivered to local schools, childcare, playgroups and kindergartens.
- Delivered 3,926 early literacy programs which attracted 91,420 visits by children, parents and carers.
- Provided 239 people with free one-on-one career counselling sessions, study and job seeking workshops.
- Supported 223 clubs through council's Book Club collection.

Hosted more than 1.5 million library visits and processed more than 2.87 million items.



- Delivered 16 Signed Storytime events in partnership with AUSLAN, allowing nursery rhymes, stories and songs to be signed for young people or family members who are deaf or hard of hearing.
- Welcomed 135 people to the Moreton Bay History Seminar to rediscover and explore the key people and events that shaped the Moreton Bay Region.
- Completed a \$505,000 upgrade of the Albany Creek Library including modernising the interior, providing an engaging space for children, and upgrading the bathroom facilities.
- Launched a new video streaming service providing access to more than 30,000 films, children's programs and documentaries.
- Hosted six Backstage Pass activities across the region attracting more than 235 people to the inclusive, low-sensory program.
- Upgraded amenities at Redcliffe Library with contemporary design, features and fixtures.


CELEBRATING LOCAL ARTS, CULTURE AND COMMUNITY

Strategy	Strategic actions
Develop and showcase the region's diverse arts, cultural heritage and social history.	<ul style="list-style-type: none"> Deliver opportunities to develop and showcase the region's diverse arts, culture and heritage. Ensure the region's art, cultural heritage and social history collections are enjoyed, preserved and protected.

Our Success

- More than 2,280 residents and visitors accessed the region's digital heritage trails which incorporate audio narrations, photos and interactive maps, helping guide users along the trail via their smartphone.
- Saw more than 107 local artists, crafters and hobbyists participate in creative workshops as part of the Cultivate the Arts program.
- Hosted 72 exhibitions, and delivered 285 public programs, attracting more than 110,780 visits to council's art galleries and museums.
- Attracted seven major touring exhibitions to the region including The Life and Times of Scarface Claw, People Like us; Balnhdhurr: A Lasting Impression; Soft Core; Submerged: Stories of Australia's Shipwrecks.
- Supported more than 136 gallery and museum volunteers who contribute to enjoyable and memorable visitor experiences, assist with public tours, collection management processes and workshop activities.
- Maintained more than 20,520 artworks and historic artefacts as part of council's art, heritage and public art collections.
- More than 3,000 Queensland school children participated in the Pine Rivers Heritage Museum Education Program, where students experience life as a pioneer.
- Commenced a \$5.4 million redevelopment of council's Redcliffe Administration Centre into a cultural hub housing the Redcliffe Art Gallery and space for community groups.
- Delivered the Manaakitanga Project to celebrate Maori and Polynesian cultures, attracting more than 680 attendees.
- Hosted the 20th annual Tyson Evans Scholarship exhibition with prizes to support the region's youth to pursue a career in the arts.
- Installed a memorial seat commemorating the sinking of the hospital ship, Centaur, off the Queensland coast during WW2.

Work began on a new \$5.4 million art gallery and community space in Redcliffe.



Concept image: Redcliffe Art Gallery

GOVERNANCE

Sound corporate governance provides confidence in council's decision-making process. It also establishes a foundation for the provision of quality council services to the Moreton Bay Region's community.

COUNCIL MEETINGS

Council's General Meeting commences at 10.30am on most Tuesdays throughout the year and also incorporates the meeting of its Coordination Committee (Standing Committee). The Delegated Decisions Committee (Standing Committee), established 28 May 2019, meets on an 'as-needs' basis determined by resolution of Council. Members of the public may attend council's General and Standing Committee meetings which are held on a rotational basis (or as required) at the offices below:

Caboolture	Strathpine	Redcliffe*
2 Hasking Street Caboolture Qld 4510	220 Gympie Road Strathpine Qld 4500	Irene Street Redcliffe Qld 4020

*Note: meetings were not held at Redcliffe during redevelopment works on the Redcliffe Administration Centre.

Council's meeting schedule can be obtained from council's customer service centres or can be viewed at www.moretonbay.qld.gov.au

Attendance by Councillors at Council and Committee Meetings

As required under section 186(c) of the Local Government Regulation 2012, the table below details the number of local government meetings that each Councillor attended during the financial year ending 30 June 2019.

Councillor	Division	GENERAL MEETINGS (including Special General Meetings)	STANDING COMMITTEE MEETINGS		ADVISORY COMMITTEE MEETINGS (Audit Committee*)
			(Coordination Committee)	(Delegated Decisions Committee)	
Allan Sutherland	Mayor	30	29	No meetings held during the year ending 30 June 2019	
Brooke Savige	1	36	35		
Peter Flannery	2	37	37		
Adam Hain	3	38	37		
Julie Greer	4	39	38		
James Houghton	5	41	40		
Koliana Winchester	6	38	37		
Denise Sims	7	37	36		
Mick Gillam	8	40	38		
Mike Charlton	9 D/Mayor	40	39		2
Matt Constance	10	38	37		3
Darren Grimwade	11	38	37		
Adrian Raedel	12	38	37		4
NIL					

NOTE:

The number of meetings referred to in the above table relates to Council General Meetings, Standing Committee (Coordination Committee and Delegated Decisions Committee) and Advisory Committee (Audit Committee) meetings only, from 1 July 2018 to 30 June 2019.

At times the Mayor and Councillors may be unable to attend these meetings due to attendance at other council-related commitments.

In addition, the Mayor and Councillors attended meetings with council employees, briefing and working group sessions, as well as public meetings and appointments with residents and community organisations.

Community Comment

Each General Meeting provides for a community comment session during which time residents or ratepayers are permitted to address council in accordance with council's Community Comment Session Policy. Application forms are available from council's website and customer service centres. Completed application forms must be received by the Chief Executive Officer seven days prior to the General Meeting a resident or ratepayer wishes to address.

Agenda and Minutes

A list of agenda items and minutes of general, standing and advisory committee meetings are available on council's website or can be obtained from any of council's customer service centres.

In accordance with section 258 of the Local Government Regulation 2012, the appropriate notice of the meeting, including the relevant agenda for council's General and Committee meetings are open for inspection at least two days prior to the commencement of the meeting. The minutes of council's General and Committee meetings are generally available for inspection two days after the General Meeting at which they are adopted.

Standing and Advisory Committee Meetings

In accordance with sections 264 and 265 of the Local Government Regulation 2012, council's meeting system provides for two Standing Committees, the Coordination Committee and the Delegated Decisions Committee, and maintains the Audit Committee as an Advisory Committee.

The Coordination Committee

The Coordination Committee consists of the Mayor and all Councillors.

Coordination Committee meetings comprise of sessions relating to certain functions of council business (portfolios). Councillors are appointed as Spokespersons to these respective portfolios. The designated Spokesperson acts as Chairperson of the Coordination Committee session relevant to their portfolio.

The sessions and their respective Spokesperson for the period 1 July 2018 to 30 June 2019 are as follows:

Session	Spokesperson
Governance	Cr Allan Sutherland (Mayor)
Planning & Development	Cr Mick Gillam
Corporate Services	Cr Matt Constance
Asset Construction & Maintenance	Cr Adam Hain
Parks, Recreation & Sport	Cr Koliana Winchester
Lifestyle & Amenity	Cr Denise Sims
Economic Development, Events & Tourism	Cr Peter Flannery
Regional Innovation	Cr Darren Grimwade

*In the absence of the Mayor from the meeting, the Deputy Mayor will be the Acting Chairperson. In the absence of the Session Chairperson, the Mayor will be the Acting Session Chairperson.

The duties and responsibilities of each session of the committee are detailed in the Terms of Reference available on council's website.

The Delegated Decisions Committee

The Delegated Decisions Committee, established 28 May 2019, consists of the Mayor and four Councillors. The sole purpose of the Committee is to decide matters as may be delegated to it by Council under s.257 of the *Local Government Act 2009*, where that delegation arises as a consequence of s175E(6) of the Act, and a quorum cannot be formed. Determination of the Chairperson and Committee membership may be amended from time to time by resolution of Council, based on matter delegated to it to decide.

The duties and responsibilities of this Committee are detailed in the Terms of Reference available on council's website.

The Audit Committee

The Audit Committee is established under section 105(2) of the *Local Government Act 2009* and is an Advisory Committee to council. The Audit Committee is comprised of two Councillors as required by the Local Government Regulation 2012 and two external members.

Audit Committee Members for the period 1 July 2018 to 30 June 2019 comprised of:

- Councillor Adrian Raedel (Chair)
- Councillor Matt Constance (member)
- Councillor Mike Charlton (alternate member only)
- Patrick McCallum (independent member)
- Peter Dowling (independent member) - resigned September 2018
- Stephen Coates (independent member) - appointed October 2018

The Audit Committee meets on a quarterly basis. The duties and responsibilities of the committee are detailed in the Terms of Reference available on council's website and include:

- Internal audit, internal control and risk management;
- Effectiveness of governance processes to comply with relevant regulatory and legislative requirements and promote lawful and ethical behaviour;
- Financial reporting and external audit; and
- Such other business that may be referred by the council, Committee Chair or Chief Executive Officer.

Report on the Internal Audit

The internal audit function is an integral component of council's corporate governance framework and operates under a charter approved by council and consistent with the International Standards for the Professional Practice of Internal Auditing developed by the Institute of Internal Auditors.

The primary role of internal audit is to conduct independent and objective quality assurance activities. The scope of the work is set out in the approved Strategic Internal Audit Plan and the annual Internal Audit Plan.

The Head of Internal Audit is responsible for the management of the internal audit function as a whole with council adopting a co-sourced model for the provision of internal audit services, with assistance being provided by a panel of contracted service providers.

Achievements for 2018/19 included:

- Delivering the risk-based annual Internal Audit Plan covering compliance, systems and operations after approved additions and deferrals;
- Completing internal audit reports focussed on providing assurance about, and improving the effectiveness of, operations and risk management in the auditable areas of:
 - (a) Cash Handling, Receipting and Banking
 - (b) Corporate Credit Card
 - (c) Commercial Lease Management
 - (d) Purchase to Pay Cycle - Part 1 - Purchase Requisition and Orders
 - (e) Complaints Management
 - (f) Fraud and Corruption Control Framework
 - (g) Assessment of Development Applications
 - (h) Enterprise Risk Management Framework
 - (i) Telephone / Mobile Phone Expenses
 - (j) Aquatic Centres: Outsourced Management
 - (k) Strategic Infrastructure Planning
 - (l) Risk Assessment: Major Corporate Project - Warner - Old North Road - Road Upgrade 2
- Assisting with investigations of a financial and compliance nature;
- Monitoring implementation of agreed audit recommendations; and
- Ensuring all audit reports are reviewed by the Audit Committee.

ROLES AND FUNCTIONS OF THE MAYOR, DEPUTY MAYOR AND COUNCILLORS

Section 12 of the *Local Government Act 2009* outlines the roles and responsibilities of the Mayor, Deputy Mayor and Councillors, as follows:

The Mayor:

In addition to fulfilling the roles and responsibilities of a Councillor, the Mayor has the following extra responsibilities:

- Lead and manage meetings of the local government at which the Mayor is the chairperson, including managing the conduct of the participants at the meetings.
- Prepare a budget to present to the local government.
- Lead, manage and provide strategic direction to the Chief Executive Officer in order to achieve the high-quality administration of the local government.
- Direct the Chief Executive Officer and senior executive employees in accordance with the local government's policies.
- Conduct a performance appraisal of the Chief Executive Officer, at least annually, in the way that is decided by the local government (including as a member of a committee, for example).
- Ensure that the local government promptly provides the Minister with the information about the local government area, or the local government, that is requested by the Minister.
- Be a member of each Standing Committee of the local government.
- Represent the local government at ceremonial or civic functions.

The Deputy Mayor

Under section 175 of the *Local Government Act 2009*, the Deputy Mayor is appointed from the Councillors by resolution at council's first meeting after local government elections or at its first meeting after the office of the Deputy Mayor becomes vacant.

The Deputy Mayor acts in the office and performs the role of the Mayor during a vacancy in the office of the Mayor, or in the absence or temporary incapacity of the Mayor.

Councillors:

- Represent the current and future interests of the residents of the local government area.
- Ensure the local government:
 - discharges its responsibilities under the *Local Government Act 2009*;
 - achieves its corporate plan; and
 - complies with all laws that apply to local governments.
- Provide high-quality leadership to the local government and the community.
- Participate in council meetings, policy development and decision making, for the benefit of the local government area.
- Are accountable to the community for the local government's performance.
- Councillors must serve the overall public interest of the whole local government area.

ROLES AND FUNCTIONS OF THE CHIEF EXECUTIVE OFFICER AND LOCAL GOVERNMENT EMPLOYEES

Section 13 of the *Local Government Act 2009* outlines the roles and responsibilities of the Chief Executive Officer and council employees, as follows:

The CEO:

In addition to fulfilling the roles and responsibilities of a council employee, the CEO has the following extra responsibilities:

- Managing the local government in a way that promotes effective, efficient and economical management of public resources, excellence in service delivery and continual improvement.
- Managing council employees through management practices that promote equal employment opportunities and are responsive to the local government's policies and priorities.
- Establishing and implementing goals and practices in accordance with the policies and priorities of the local government.
- Establishing and implementing practices about access and equity to ensure community members have access to local government programs and appropriate avenues for reviewing local government decisions.
- Managing the safe custody of all records about the proceedings, accounts or transactions of the local government or its committees and all documents owned or held by the local government.
- Complying with reasonable requests from Councillors under section 170A of the *Local Government Act 2009* for advice to assist the Councillor carry out his or her role as a Councillor, or for information that the local government has access to, relating to the local government.

All Council Employees:

- Implementing the local government's policies and priorities in a way that promotes effective, efficient and economical management of public resources, excellence in service delivery and continual improvement.
- Carrying out their duties to ensure the local government discharges its responsibilities under the *Local Government Act 2009*, complies with all laws and achieves its corporate plan.
- Providing sound and impartial advice to the local government.
- Carrying out duties impartially and with integrity.
- Ensuring personal conduct does not reflect adversely on the reputation of the local government.
- Improving all aspects of the employee's work performance.
- Observing all laws relating to their employment.
- Observing the ethics principles under the *Public Sector Ethics Act 1994*, section 4.
- Complying with a code of conduct under the *Public Sector Ethics Act 1994*.

Code of Conduct

Council's Employee Code of Conduct sets out the standards of behaviour for all employees and ensures that employees must seek to achieve the highest standards of behaviour when dealing with customers and each other. The Code also contains a guide to ethical decision making.

All council employees undertook training in relation to the Code of Conduct during the year. All new employees received training as part of their induction. A copy of the Code can be viewed on council's website or a copy can be obtained from any of council's customer service centres.

Our Ethical Culture

The Employee Code of Conduct also encourages a culture where ethical conduct is recognised and valued at all levels, and ensures that appropriate action is taken to prevent fraud and corruption. This is supported by the Fraud and Corruption Control Policy which contains guiding principles that apply to all council employees in relation to fraud and corruption prevention. These principles are as follows:

- The prevention of fraud and corruption and the management of incidents are an integral part of council's business processes and the responsibility of all employees
- All officers are accountable for their own conduct
- All officers are encouraged to report fraudulent and corrupt activity, and will be supported in doing so
- Risk management principles are to be applied in the management of fraud and corruption.

The Public Interest Disclosure Policy further supports this culture by:

- Creating a positive reporting environment that encourages the making of public interest disclosures
- Providing processes that ensure public interest disclosures are dealt with in a thorough and timely manner
- Providing appropriate support and protection to council personnel or members of the public who make a public interest disclosure
- Ensuring that council fulfills its responsibilities under the *Public Interest Disclosure Act 2010*
- Council is committed to taking all reasonable steps to ensure that officers are actively discouraged from engaging in any form of fraud or corruption activities.

Conduct and Performance of Councillors

For the period 1 July 2018 to 2 December 2018:

- Under section 180(2) or (4) of the Local Government Act 2009 ("the Act"), no orders and recommendations were made.
- Under section 181 of the Act, no orders were made.

For the period 3 December 2018 to 30 June 2019:

- Under section 150I(2) of the Act, no orders were made.
- Under section 150AH(1) of the Act, no orders were made.
- Under section 150AR(1) of the Act, no decisions, orders and recommendations were made.

For the period 1 July 2018 to 2 December 2018:

- Under section 176C(2) of the Act two complaints were made concerning the conduct or performance of Councillors for which no further action was taken.
- Under section 176C(3)(a)(i) of the Act, there were no complaints concerning Councillors required to be referred to the department's Chief Executive.
- Under section 176C(3)(a)(ii), or (b)(i) of the Act, no complaints concerning Councillors were referred to the Mayor.
- Under section 176C(4)(a) of the Act, one complaint was referred to the department's Chief Executive.
- Under section 176C(5) of the Act no complaints were assessed by the Chief Executive Officer as being about corrupt conduct under the Crime and Corruption Act.
- Under section 186(f)(vi) of the Local Government Regulation 2012 one complaint concerning Councillors was heard by a regional conduct review panel.
- Under section 186(f)(vii) of the Local Government Regulation 2012 no complaints concerning Councillors were heard by the tribunal.
- Under section 176C(6) of the Act, there were no complaints concerning Councillors.

For the period 3 December 2018 to 30 June 2019:

- Under section 150P(2)(a) of the Act, one complaint concerning Councillors was referred to the assessor.
- Under section 150P(3) of the Act, no matters concerning Councillors were notified to the Crime and Corruption Commission.
- Under section 150R(2) of the Act, two notices concerning Councillors were given to the assessor.
- Under section 150S(2)(a) of the Act, no notices concerning Councillors were given to the assessor.
- Under section 150W(a), (b) and (d) of the Act, eleven decisions were made concerning Councillors.
- Under section 150AC(3)(a) of the Act, no referral notices accompanied by a recommendation were made concerning Councillors.
- Under section 150AF(4)(a) of the Act, there were no occasions information concerning Councillors was given to the Office of the Independent Assessor ("the assessor").
- Under Chapter 5A, part 3, division 5 of the Act, there was one complaint referred for investigation concerning the suspected inappropriate conduct of a Councillor.
- No applications were heard by the conduct tribunal about the alleged misconduct of a Councillor.
- Under section 182A of the *Local Government Act 2009* Cr Adrian Raedel was suspended from office on 27 June 2019.

REMUNERATION OF MAYOR, DEPUTY MAYOR AND COUNCILLORS

Under section 186(a) of the Local Government Regulation 2012, the annual report of the local government must contain particulars of the total remuneration, including superannuation contributions, paid to each Councillor during the financial year.

Councillor remuneration is set by the independent Local Government Remuneration and Discipline Tribunal established under the *Local Government Act 2009*.

The tribunal determines remuneration for Mayors, Deputy Mayors and Councillors and releases an annual report. The Tribunal's report can be viewed at www.dlgrma.qld.gov.au.

The following table depicts the remuneration levels and superannuation contributions for each Councillor for the 2018/19 financial year.

Councillor	Division	Remuneration from 1/7/18 to 30/6/19	Superannuation from 1/7/18 to 30/6/19
Allan Sutherland	Mayor	\$223,821	\$26,858
Brooke Savige	1	\$135,891	\$16,307
Peter Flannery	2	\$135,891	\$16,307
Adam Hain	3	\$135,891	\$16,307
Julie Greer	4	\$135,891	\$16,307
James Houghton*	5	\$139,288	\$12,910
Koliana Winchester	6	\$135,891	\$16,307
Denise Sims	7	\$135,891	\$16,307
Mick Gillam	8	\$135,891	\$16,307
Mike Charlton	9 D/Mayor	\$155,075	\$18,609
Matt Constance	10	\$135,891	\$16,307
Darren Grimwade	11	\$135,891	\$16,307
Adrian Raedel	12	\$135,891	\$16,307

*As the Councillor for Division 5 has reached the age of 75, he receives 9.5% superannuation and a non-taxable allowance for 2.5% on top of his salary, as approved by the Local Government Remuneration and Discipline Tribunal.

EXPENSES AND PROVISION OF FACILITIES FOR COUNCILLORS

Under section 186(b) of the Local Government Regulation 2012, the following expenses were incurred by, and the facilities provided to, each Councillor for conference, training, travel, hospitality and other expenses incurred in accordance with council's Reimbursement of Expenses and Provision of Facilities for Councillors' Policy 2150-046 on page 90.

Councillor	Division	Total
Allan Sutherland	Mayor	\$23,435.88
Brooke Savige	1	\$4,284.51
Peter Flannery	2	\$2,890.10
Adam Hain	3	\$8,248.54
Julie Greer	4	\$580.19
James Houghton	5	\$1,971.80
Koliana Winchester	6	\$1,144.04
Denise Sims	7	\$7,971.35
Mick Gillam	8	\$2,422.09
Mike Charlton	9 D/Mayor	\$5,037.59
Matt Constance	10	\$6,509.16
Darren Grimwade	11	\$5,556.55
Adrian Raedel	12	\$3,905.15

The Reimbursement of Expenses and Provision of Facilities for Councillors' Policy ensures Councillors are provided a reasonable level of resources and equipment in order to carry out their official duties in an effective and efficient manner.

A smartphone, tablet, notepad, Microsoft Office 365 license and other computer equipment was provided to each Councillor at an average cost of \$2,270 per annum.

Councillors have also been provided with a fully maintained vehicle at an average cost of \$10,724 per annum.

In accordance with policy, Councillors make a contribution to offset their private use of these vehicles. The Councillor for Division 6 opted to use her own private motor vehicle and not be provided with a fully maintained vehicle from council.

OVERSEAS TRAVEL FOR COUNCILLORS AND STAFF

Under section 188 of the Local Government Regulation 2012, council must provide information about any overseas travel made by a Councillor or local government employee in an official capacity during the financial year. During the year ending 30 June 2019, the following Councillor and council employees undertook overseas travel:

Date of Travel	Councillor / Employee's Name	Position	Destination	Reason for Travel	Cost
24 August - 24 September 2018	Keith Pattinson	Manager Financial & Project Services	Various locations in Denmark, Spain, UK and USA	Participation in the LGAQ's International Zero Waste Study Tour 2018 . The tour included visits to numerous state-of-the-art Energy from Waste (EfW) and Zero Waste Technology sites in Denmark, Spain, UK, and USA that have capabilities such as anaerobic digesters; gasification plants; combustion facilities; mechanical and biological treatment facilities; materials recoveries facilities; recycling facilities; and emerging technologies. The tour provided council with the opportunity to obtain learnings from the sites visited in respect of their zero waste policy, market overview, comparison to Australia, and technology, given the significant changes that are occurring in the waste industry including the introduction of a Waste Levy by the State Government (1 July 2019) and changes in the recycling industry.	\$26,054
5 - 10 November 2018	Stewart Pentland	Director Planning & Economic Development	Massachusetts, USA	Participated in an engagement event hosted by the Massachusetts Institute of Technology, Norman B. Leventhal Center for Advanced Urbanism (MIT) as part of Council's membership with MIT. Council is engaged with the MIT to instigate and help inform the Council's policy specifically around self-containment targets under the Planning Scheme and also through emerging smart city technologies and specialised spatial planning.	\$16,112
5 - 10 November 2018	Scott Hambleton	Divisional Project Coordinator (Strategic Planning)	Massachusetts, USA	Participated in an engagement event hosted by the Massachusetts Institute of Technology, Norman B. Leventhal Center for Advanced Urbanism (MIT) as part of Council's membership with MIT, as referred to above.	\$16,112

Date of Travel	Councillor / Employee's Name	Position	Destination	Reason for Travel	Cost
26 - 29 March 2019	Cr Allan Sutherland	Mayor	Taiwan	<p>Attended the 2019 Taiwan Smart City Summit & Expo in Taipei, Taiwan at the invitation of the Taipei City Government. The Smart City Summit & Expo (SCSE) is a platform for the Taiwan ICT industry to present their smart city solutions including the largest Internet of Things (IoT) application exhibition in Asia - a comprehensive IoT network enables city leaders to make informed decisions based on extensive data collected from cities and citizens.</p> <p>The Summit was used as an opportunity to observe and exchange ideas on smart city development and to learn about the diversity of innovative applications and solutions to escalate the growth of smart cities worldwide as well as maximising investment and trade opportunities for the region, in particular relating to The Mill @ Moreton Bay university.</p>	<p>Taipei City Government provided a package of complimentary support, including travel, transfers, accommodation and registration at Taipei 101 and SCSE related events.</p> <p>\$684.49</p>
26 - 29 March 2019	Joshua O'Keefe	Manager Strategy & Engagement	Taiwan	<p>Accompanied Mayor to the 2019 Taiwan Smart City Summit & Expo (SCSE) in Taipei, Taiwan referred to above.</p>	<p>Taipei City Government provided a package of complimentary accommodation for an authorised officer accompanying the Mayor to the Smart City Summit & Expo (SCSE).</p> <p>\$2,796.20</p>

Date of Travel	Councillor / Employee's Name	Position	Destination	Reason for Travel	Cost
3 - 6 June 2019	Cr Allan Sutherland	Mayor	Pennsylvania and South Carolina, USA	<p>Attended 2019 BIO International Convention (BIO) as part of Queensland Government's Trade Mission, followed by visit to Greenville and Columbia, South Carolina at the invitation of the South Carolina Department of Commerce, the Columbia World Affairs Council and the Upstate South Carolina Alliance.</p> <p>The BIO Convention covers a wide spectrum of life science and application areas including drug discovery, biomanufacturing, genomics, biofuels, nanotechnology and cell therapy attracting some 16,000 biotechnology and medical leaders from 76 countries.</p> <p>The convention provided an excellent opportunity for the Council to support the Queensland Government in garnering international interest in our region and identify opportunities to expand bio medical and research opportunities in the Moreton Bay Region particularly as the Petrie Mill site expands.</p> <p>The visit to Greenville and Columbia provided Council with opportunity to discuss trade and investment opportunities, following a meeting with the Lieutenant Governor of South Carolina at BIO 2019. The Vice President for Science Application, University of Maryland sought to introduce council representatives to the tripartite program being undertaken by the University around environmental restoration including the chance to review and edit their book "Healthy Waterways: The Story of an Amazing Journey" which will be launched at the 21st International River Symposium in Brisbane from 20-24 October 2019.</p>	<p>\$14,225.53</p> <p>Cost for combined attendance at 2019 BIO International Convention and visit to South Carolina.</p>
3 - 6 June 2019	Joshua O'Keefe	Manager Strategy & Engagement	Pennsylvania and South Carolina, USA	<p>Accompanied Mayor to the 2019 BIO International Convention (BIO) as part of Queensland Government's Trade Mission, followed by visit to Greenville and Columbia, South Carolina at the invitation of the South Carolina Department of Commerce, the Columbia World Affairs Council and the Upstate South Carolina Alliance as referred to above.</p>	<p>\$13,224.79</p> <p>Cost for combined attendance at 2019 BIO International Convention and visit to South Carolina.</p>

EXECUTIVE REMUNERATION

Under section 201 of the *Local Government Act 2009*, the annual report of a local government must state the total remuneration packages that are payable (in the year to which the annual report relates) to the senior management of the local government; and the number of employees in senior management who are being paid each band of remuneration.

The senior management of a local government consists of the Chief Executive Officer and all senior executive employees of the local government. A senior executive employee is an employee who reports directly to the Chief Executive Officer and whose position would ordinarily be considered to be a senior position in the corporate structure.

The total remuneration packages payable in 2018/19 to senior management = \$2,318,731. As at 30 June 2019, there were:

1 senior contract employees with a total remuneration package in the range of \$130,000 to \$239,000

5 senior contract employees with a total remuneration package in the range of \$240,000 to \$339,000

2 senior contract employees with a total remuneration package in the range of \$340,000 to \$439,000.

DISCRETIONARY FUNDS

EXPENDITURE ON DISCRETIONARY FUNDS TO COMMUNITY ORGANISATIONS

Council's Discretionary Funds actively supports community organisations to make a positive contribution to community wellbeing and the cultural life of the region. Through this fund, council is able to recognise and support initiatives that respond to community need.

Section 189 (b) of the Local Government Regulation 2012 requires council to provide a summary of expenditure from each Councillor's discretionary fund to community organisations. A full list of the discretionary fund amounts allocated is detailed on page 55 to page 88.

COUNCIL'S DISCRETIONARY FUNDS REGISTER (AS AT 30 JUNE 2019)

The following Discretionary Funds have been paid for the period ending 30 June 2019. This register is also available on council's website.

Cr. Allan Sutherland – Mayor

Name of Community Organisation	Purpose of Funding	Amount
GRACE LUTHERAN COLLEGE	Support towards the Healthy Minds Expo, creating opportunity for community involvement within the Moreton Bay Region	\$250.00
MUELLER COLLEGE LTD	Support towards the annual school fete, creating opportunity for community involvement within the Moreton Bay Region	\$250.00
LIONS CLUB OF NORTH LAKES INC	Support towards the Lions Children of Courage Awards, supporting youth in need within the Moreton Bay Region	\$250.00
PINE RIVERS AH&I ASSOCIATION	Support towards the Annual Pine Rivers Show Woodchop event, creating opportunity for community involvement within the Moreton Bay Region	\$550.00
REDCLIFFE DROP-IN CENTRE INC	Support towards the Sunshine Ball fundraising event, creating opportunity for community involvement within the Moreton Bay Region	\$390.00
DECEPTION BAY PENINSULA DISTRICTS NASHOS	Support towards the 5th Anniversary celebrations event, creating opportunity for community involvement within the Moreton Bay Region	\$500.00
BRIBIE AND DISTRICT WOODCRAFTERS ASSOCIATION INC	Support towards the Art on the Wood Pile exhibition, supporting community arts within the Moreton Bay Region	\$300.00
BRIBIE ISLAND GEM & FOSSICKING CLUB INC	Support towards the Bribie Island Gem Festival, creating opportunity for community involvement within the Moreton Bay Region	\$300.00
BONGAREE BOWLS CLUB	Support towards the Ladies Bowl Carnival, creating opportunity for community involvement within the Moreton Bay Region	\$500.00
SOUTHERN CROSS SWIMMING CLUB	Support towards the purchase of equipment, promoting sport, health and well-being within the Moreton Bay Region	\$500.00
TS MORETON BAY NAVY CADETS (UNIT COMMITTEE)	Support towards the purchase of equipment for the provision of services and assistance to the local community	\$200.00
BREAKAWAY INC	Support towards the Breakaway fundraising event, supporting those in need within the Moreton Bay Region	\$400.00
BURPENGARY CRICKET ASSOCIATION INC	Support towards the purchase of equipment for facility improvements	\$1,000.00
BRISBANE SPECIAL CHILDRENS CHRISTMAS PARTY	Support towards the Special Children's Christmas Party event, creating opportunity for community involvement within the Moreton Bay Region	\$3,000.00
PINE RIVERS MUNICIPAL BRASS BAND	Support towards the Pine Rivers Municipal Brass Band, supporting community arts within the Moreton Bay Region	\$200.00
99FM COMMUNITY RADIO ASSOCIATION INC	Support towards the purchase of equipment for the provision of services and assistance to the local community	\$1,000.00
MORETON YOUTH MUSIC ENSEMBLES INC	Support towards the annual music camp, supporting community arts and cultural activities within the Moreton Bay Region	\$2,000.00

Name of Community Organisation	Purpose of Funding	Amount
STRATHPINE LEAGUE MEMBERS ASSOCIATION	Support towards the 2019 Tenpin Bowling Tournament, promoting sport, health and well-being within the Moreton Bay Region	\$200.00
MULTIPLE SCLEROSIS SOCIETY OF QUEENSLAND	Support towards the Redcliffe MS Swimathon, creating community involvement, promoting health and well-being and enabling support to those in need within the Moreton Bay Region	\$400.00
PROBUS CLUB OF REDCLIFFE INC	Support towards the Probus Club of Redcliffe, supporting senior citizens within the Moreton Bay Region, and providing information to the local community	\$260.00
BEACHMERE COMMUNITY LAWN BOWLS CLUB INC	Support towards the purchase of equipment for facility improvements, promoting sport, health and well-being within the Moreton Bay Region	\$1,000.00
SANDSTONE POINT COMMUNITY ASSOCIATION INC	Support towards the Sandstone Point Community Carols Christmas event, creating community involvement within the Moreton Bay Region	\$500.00
CABOOLTURE HISTORICAL VILLAGE	Support towards the Expo 88 event, creating community involvement within the Moreton Bay Region	\$200.00
REDCLIFFE PINK SNAPDRAGONS BREAST CANCER DRAGON BOAT CLUB	Support towards the purchase of equipment, contributing to community safety and promoting sport, health and well-being within the Moreton Bay Region	\$1,000.00
ROTARY CLUB OF PINE RIVERS	Support towards the Wantima Country Club Golf Day fundraising event, creating community involvement and supporting those in need within the Moreton Bay Region	\$250.00
HOLY SPIRIT SCHOOL P AND F ASSOCIATION	Support towards the Holy Spirit Community Carnival event, creating community involvement within the Moreton Bay Region	\$500.00
GOLDEN VALLEY KEPERRA LIONS CLUB INC	Support towards the World Festival of Magic event, creating community involvement and supporting disadvantaged children within the Moreton Bay Region	\$300.00
LIONESSE CLUB OF REDCLIFFE CENTRAL	Support towards the purchase of equipment for the provision of services and assistance to the local community	\$500.00
PENINSULA ANIMAL AID ASSOCIATION INC	Support towards the purchase of equipment for facility improvements	\$3,000.00
HERCULES ROAD STATE SCHOOL	Support towards the Peninsula Music Festival event, supporting community arts within the Moreton Bay Region	\$250.00
SOUTHERN CROSS CATHOLIC COLLEGE	Support towards the College Night of Excellence event, supporting youth within the Moreton Bay Region	\$50.00
BRIBIE ISLAND CROQUET CLUB	Support towards the Charity Day fundraising event for the Bribie Island & District Neighbourhood Centre, creating opportunity for community involvement and supporting those in need within the Moreton Bay Region	\$200.00
SCARBOROUGH STATE SCHOOL	Support towards the annual School Award Ceremony, supporting youth within the Moreton Bay Region	\$25.00
MUELLER COLLEGE LTD	Support towards the Senior School Awards, supporting youth within the Moreton Bay Region	\$25.00
GRACE LUTHERAN COLLEGE	Support towards the Citizenship Awards, supporting youth within the Moreton Bay Region	\$25.00
Y-CARE (SOUTH EAST QUEENSLAND) INC	Support towards the YMCA Vocational School event, creating opportunity for community involvement and supporting disadvantaged youth within the Moreton Bay Region	\$500.00
MANGO HILL PROGRESS ASSOCIATION INC	Support towards the Mango Hill Christmas Carols event, creating opportunity for community involvement within the Moreton Bay Region	\$500.00
LIONS CLUB OF BRIBIE ISLAND INC	Support towards the Camp Quality Christmas Picnic Day, creating opportunity for community involvement within the Moreton Bay Region	\$500.00
CABOOLTURE MEALS ON WHEELS	Support towards the Volunteer Christmas event, creating opportunity for community involvement within the Moreton Bay Region	\$250.00
CLONTARF BEACH STATE HIGH SCHOOL	Support towards the Junior Academic Awards Evening, supporting youth within the Moreton Bay Region	\$25.00
LIONS CLUB OF DECEPTION BAY INC	Support towards the 2018 Deception Bay Community Christmas Carols event, creating opportunity for community involvement within the Moreton Bay Region	\$500.00

Name of Community Organisation	Purpose of Funding	Amount
ENCIRCLE LTD	Support towards the Anti-Poverty Breakfast, creating opportunity for community involvement and supporting those in need within the Moreton Bay Region	\$200.00
BRIBIE ISLAND AND DISTRICT COMMUNITY APPEAL	Support towards the New Years Eve event, creating opportunity for community involvement within the Moreton Bay Region	\$1,000.00
BRIBIE ISLAND COMMUNITY ARTS SOCIETY INC	Support towards the purchase of equipment for facility improvements	\$1,875.00
BEACHMERE AREA NETWORK GROUP	Support towards the Beachmere Christmas event, creating opportunity for community involvement within the Moreton Bay Region	\$500.00
CLONTARF BEACH STATE SCHOOL	Support towards the School Awards, supporting youth within the Moreton Bay Region	\$25.00
REDCLIFFE SPECIAL SCHOOL	Support towards the School Awards, supporting youth within the Moreton Bay Region	\$25.00
REDCLIFFE STATE HIGH SCHOOL	Support towards the School Awards, supporting youth within the Moreton Bay Region	\$25.00
REDCLIFFE PCYC	Support towards the 2018 Community Santa Sleigh, creating opportunity for community involvement within the Moreton Bay Region	\$2,000.00
SOUTHERN CROSS CATHOLIC COLLEGE	Support towards the Junior Years' Celebration event, supporting youth within the Moreton Bay Region	\$25.00
REDCLIFFE RSL	Support towards the ANZAC Day event, creating opportunity for community involvement within the Moreton Bay Region	\$1,500.00
SOUTHERN CROSS CATHOLIC COLLEGE	Support towards the School Awards, supporting youth within the Moreton Bay Region	\$25.00
KOORI KIDS	Support towards the NAIDOC School Initiative, providing information and supporting youth in the Moreton Bay Region	\$450.00
SOUTHERN CROSS CATHOLIC COLLEGE	Support towards the Year 6 End of Phase celebration, supporting youth within the Moreton Bay Region	\$25.00
THE SMITH FAMILY	Support towards the Learning for Life program, supporting disadvantaged youth within the Moreton Bay Region	\$550.00
MURRUMBA CELTIC PIPES AND DRUMS INC	Support towards the purchase of equipment, supporting community arts and creating opportunity for community involvement within the Moreton Bay Region	\$254.60
LIONS CLUB OF SAMFORD INC	Support towards the Children of Courage Awards, supporting youth within the Moreton Bay Region	\$250.00
LAWNTON SWIM CLUB	Support towards the Australia Day event, creating opportunity for community involvement within the Moreton Bay Region	\$2,000.00
REDCLIFFE UNITING CHURCH	Support towards the Giving From the Heart Christmas event, supporting those in need and creating opportunity for community involvement within the Moreton Bay Region	\$600.00
MINDLE BYGUL ABORIGINAL CORPORATION	Support towards the Christmas event, creating opportunity for community involvement and supporting disadvantaged youth within the Moreton Bay Region	\$200.00
ROTARY CLUB OF REDCLIFFE SUNRISE INC	Support towards the purchase of equipment for the provision of services and assistance to the local community	\$400.00
ROYAL BRISBANE & WOMENS HOSPITAL FOUNDATION	Support towards the Royal Brisbane and Women's Hospital Neonatal Intensive Care Unit Milk Bank, for the provision of services and assistance to those in need within the Moreton Bay Region	\$100.00
NATIONAL COUNCIL OF WOMEN OF QLD INC	Support towards the Bursary Program, supporting youth within the Moreton Bay Region	\$1,000.00
REDCLIFFE TIGERS AFL	Support towards the purchase of equipment, promoting sport, health and well-being within the Moreton Bay Region	\$750.00
CITIPOINTE PINE RIVERS	Support towards the community Christmas Carols event, creating opportunity for community involvement within the Moreton Bay Region	\$500.00
LIGHTHOUSE CENTRE DECEPTION BAY	Support towards the community Christmas Dinner and hampers, supporting those in need within the Moreton Bay Region	\$300.00
LIONS CLUB OF NARANGBA	Support towards the Narangba Community Carols, creating opportunity for community involvement within the Moreton Bay Region	\$500.00

Name of Community Organisation	Purpose of Funding	Amount
WANTIMA COUNTRY CLUB LTD	Support towards the Ladies 34th Birthday Guest Day, creating opportunity for community involvement and promoting sport, health and well-being within the Moreton Bay Region	\$100.00
MORETON BAY REGION INDUSTRY AND TOURISM	Support towards the Lunar New Year event, creating opportunity for community involvement within the Moreton Bay Region	\$1,000.00
ROTARY CLUB OF IPSWICH	Support towards attendance to the Razzamatazz show for special needs and underprivileged children, supporting children in need within the Moreton Bay Region	\$420.00
RSL SAMFORD SUB-BRANCH	Support towards the purchase of equipment for the provision of services and assistance to the local community	\$826.60
BEACHMERE AREA NETWORK GROUP	Support towards the Beachmere Movie in the Park event, creating opportunity for community involvement within the Moreton Bay Region	\$1,000.00
REDCLIFFE ART SOCIETY	Support towards the RASart Exhibition of Excellence event, creating opportunity for community involvement and supporting community arts within the Moreton Bay Region	\$300.00
ROTARY CLUB OF CABOOLTURE	Support towards the Rotary RYDA Road Safety Awareness school program, providing information and contributing to community safety within the Moreton Bay Region	\$500.00
BRIBIE ISLAND BOATING CLUB INCORPORATED	Support towards the Bribie Classic Boat Regatta, creating opportunity for community involvement and promoting sport, health and well-being within the Moreton Bay Region	\$300.00
QUEENSLAND POLICE SERVICE	Support towards the Queensland Police Service International Womens Day community event, creating opportunity for community involvement within the Moreton Bay Region	\$125.00
CABOOLTURE & DISTRICT PASTORAL AGRICULTURAL & INDUSTRIAL ASSOCIATION LIMITED	Support towards the Grow-a-thon program, creating opportunity for community involvement and supporting youth within the Moreton Bay Region	\$500.00
REDCLIFFE AH & I SOCIETY	Support towards the Schoolwork Section of the 2019 Redcliffe Show, creating opportunity for community involvement and supporting youth within the Moreton Bay Region	\$500.00
ROTARY CLUB OF REDCLIFFE SUNRISE INC	Support towards the purchase of resources to assist in supporting those in need and youth within the Moreton Bay Region	\$100.00
PINE RIVERS LADIES BOWLING CLUB	Support towards the Annual Ladies Invitation Two Bowl Triples Carnival, creating opportunity for community involvement and promoting sport, health and well-being within the Moreton Bay Region	\$100.00
YAMALAI NGOPUN ATSI INC	Support towards the purchase of equipment, promoting sport, health and well-being within the Moreton Bay Region	\$500.00
MORETON BAY FILM CREATORS' NETWORK INC	Support towards website design and resources, supporting community arts within the Moreton Bay Region	\$200.00
WEST ARANA HILLS RUGBY LEAGUE FOOTBALL CLUB	Support towards the Movie in the Park event, creating opportunity for community involvement within the Moreton Bay Region	\$500.00
REDCLIFFE & DISTRICT FAMILY HISTORY	Support towards the purchase of equipment for facility improvements	\$600.00
MOTOR NEURONE DISEASE ASSOCIATION QLD	Support towards the purchase of equipment, supporting those in need within the Moreton Bay Region	\$250.00
REDCLIFFE PENINSULA SURF LIFE SAVING CLUB INC	Support towards the purchase of equipment, contributing to community safety within the Moreton Bay Region	\$500.00
REDCLIFFE SNOOKER CLUB	Support towards the purchase of equipment, promoting sport, health and well-being within the Moreton Bay Region	\$1,000.00
SURF LIFE SAVING QLD SUNSHINE COAST	Support towards contributing to community safety and promoting sport, health and well-being to residents of the Moreton Bay Region	\$250.00
QLD POLICE JUVENILE PIPES AND DRUMS	Support towards the purchase of equipment, creating opportunity for community involvement within the Moreton Bay Region	\$359.00
REDCLIFFE CITY JUNIOR CRICKET CLUB	Support towards the purchase of equipment, promoting sport, health and well-being within the Moreton Bay Region	\$500.00

Name of Community Organisation	Purpose of Funding	Amount
REDCLIFFE AND DISTRICT FAMILY HISTORY	Support towards the purchase of equipment, providing information to the local community	\$500.00
PINE RIVERS MUNICIPAL BRASS BAND	Support towards the annual concert, creating opportunity for community involvement and supporting community arts within the Moreton Bay Region	\$500.00
REDCLIFFE AND DISTRICT WOODCRAFT SOCIETY INC	Support towards the 2019 Redcliffe Show Woodcraft Competition, creating opportunity for community involvement and supporting community arts within the Moreton Bay Region	\$175.00
GUIDES QUEENSLAND	Support towards the purchase of equipment for facility improvements	\$466.00
PINE RIVERS RSL SUB BRANCH	Support towards the Gunfire Breakfast, creating opportunity for community involvement within the Moreton Bay Region	\$100.00
DECEPTION BAY COMMUNITY YOUTH PROGRAM	Support towards the Under 5's Day event, creating opportunity for community involvement and supporting youth within the Moreton Bay Region	\$250.00
MORETON BAY FIRST AID VOLUNTEERS INC	Support towards the purchase of equipment, contributing to community safety within the Moreton Bay Region	\$500.00
WOODFORD AGRICULTURAL PASTORAL INDUSTRIAL ASSOCIATION INC	Support towards the Show Ball, creating opportunity for community involvement within the Moreton Bay Region	\$200.00
GENESIS CHRISTIAN COLLEGE P & F ASSOCIATION INC	Support towards the Genesis Christian College Festival, creating opportunity for community involvement and supporting youth within the Moreton Bay Region	\$650.00
THE SALVATION ARMY	Support towards the Red Shield Appeal, supporting those in need within the Moreton Bay Region	\$100.00
VOLUNTEER MARINE RESCUE BRIBIE ISLAND INC	Support towards Vital Day and Night Moreton Bay Familiarisation exercises for Skippers and Crew training, contributing to community safety within the Moreton Bay Region	\$2,500.00
SCRIPTURE UNION QUEENSLAND	Support towards the Helping Hope Happen event, creating opportunity for community involvement whilst supporting youth services within the Moreton Bay Region	\$1,000.00
PRIMA - PINE RIVERS MUSICAL ASSOCIATION INC	Support towards the purchase of equipment for facility improvements	\$500.00
MORETON BAY DISTRICT BOWLS ASSOCIATION INC.	Support towards the purchase of equipment for facility improvements, promoting sport, health and well-being within the Moreton Bay Region	\$1,000.00
AUSTRALIAN FIRST SAMOAN FULL GOSPEL PENTECOSTAL CHURCH	Support towards the Samoa Independence Day Celebration event, creating opportunity for community involvement and supporting cultural activities within the Moreton Bay Region	\$800.00
CABOOLTURE MENS SHED INCORPORATED	Support towards the purchase of equipment for facility improvements	\$3,400.00
THE CABOOLTURE GEM CLUB INC	Support towards the purchase of equipment for facility improvements	\$200.00
MORETON BAY SYMPHONY ORCHESTRA INC	Support towards the August Soiree event, creating opportunity for community involvement and supporting cultural activities within the Moreton Bay Region	\$200.00
MATER HOSPITAL APPEALS LIMITED	Support towards the Eat Cake and Beat Cancer event, creating opportunity for community involvement and supporting those in need within the Moreton Bay Region	\$253.00
NORTH LAKES STATE COLLEGE	Support towards the Early Years Festival, creating opportunity for community involvement and supporting youth within the Moreton Bay Region	\$500.00
PCYC DECEPTION BAY	Support towards Crime Prevention Programs, supporting disadvantaged youth within the Moreton Bay Region	\$500.00
PINE RIVERS AH& I ASSOCIATION	Support towards the 2019 Pine Rivers Show Woodchop event, creating opportunity for community involvement within the Moreton Bay Region	\$550.00
SUNFISH MORETON BRANCH INC	Support towards the purchase of equipment, providing information to the local community	\$2,000.00
REDCLIFFE AUSTRALIAN VOLUNTEER COAST GUARD	Support towards the purchase of equipment for facility improvements	\$2,500.00
MOUSETRAP THEATRE CO	Support towards the Drama Festival, creating opportunity for community involvement and supporting cultural activities within the Moreton Bay Region	\$500.00

Name of Community Organisation	Purpose of Funding	Amount
REDCLIFFE STATE HIGH SCHOOL	Support towards the Sanyo Onoda Sister City Exchange Program, supporting cultural activities within the Moreton Bay Region	\$500.00
TYSON EVANS SCHOLARSHIP	Support towards the Tyson Evans Scholarship Annual Arts Competition, supporting community arts within the Moreton Bay Region	\$3,000.00
REDCLIFFE PENINSULA HARNESS RACING & SPORT CLUB	Support towards the Feature Gold Cup Race, creating opportunity for community involvement and promoting sport within the Moreton Bay Region	\$1,000.00
REDCLIFFE TRIATHLON CLUB	Support towards the Come and Try days, promoting sport, health and well-being as well as community involvement within the Moreton Bay Region	\$1,000.00
BEACHMERE DISTRICT MENS SHED INC	Support towards the purchase of equipment for facility improvements	\$500.00
		\$73,904.20

Cr Brooke Savige Division 1

Name of Community Organisation	Purpose of Funding	Amount
CABOOLTURE ORCHID SOCIETY INC	Support towards the Annual Winter Orchid Show, creating opportunity for community involvement within the Moreton Bay Region	\$250.00
BRIBIE ISLAND BICYCLE USER GROUP INC	Support towards the Bribie Island Bicycle User Group, providing information to the local community, promoting community safety as well as sport, health and well-being	\$500.00
BRIBIE AND DISTRICT WOODCRAFTERS ASSOCIATION INC	Support towards the Art on the Wood Pile exhibition, supporting community arts within the Moreton Bay Region	\$1,500.00
BRIBIE ISLAND GEM & FOSSICKING CLUB INC	Support towards the Bribie Island Gem Festival, creating opportunity for community involvement within the Moreton Bay Region	\$1,500.00
BONGAREE BOWLS CLUB	Support towards the Ladies Bowl Carnival, creating opportunity for community involvement within the Moreton Bay Region	\$1,000.00
SOUTHERN CROSS SWIMMING CLUB	Support towards the purchase of equipment, promoting sport, health and well-being within the Moreton Bay Region	\$50.00
BREAKAWAY INC	Support towards the Breakaway fundraising event, supporting those in need within the Moreton Bay Region	\$100.00
BRIBIE ISLAND SURF LIFE SAVING CLUB INC	Support towards the purchase of equipment and training, promoting sport, health and well-being within the Moreton Bay Region	\$500.00
VOLUNTEER MARINE RESCUE BRIBIE ISLAND INC	Support towards marine education programs, providing information and contributing the community safety within the Moreton Bay Region	\$550.00
BELLARA NEIGHBOURHOOD WATCH INC	Support towards the volunteer morning tea, recognising Neighbourhood Watch volunteers and contributing to community safety within the Moreton Bay Region	\$329.00
BRIBIE ISLAND COMMUNITY ARTS SOCIETY INC	Support towards the Matthew Flinders Gallery Next Generation Art Prize 2018, supporting community arts within the Moreton Bay Region	\$500.00
BRIBIE ISLAND SURF LIVESAVING SUPPORTERS	Support towards the purchase of equipment, contributing to community safety within the Moreton Bay Region	\$400.00
SANDSTONE POINT COMMUNITY ASSOCIATION INC	Support towards the Sandstone Point Community Carols Christmas event, creating community involvement within the Moreton Bay Region	\$1,500.00
PUMICESTONE TRI SPORTS CLUB INC	Support towards the 'Come & Tri' event, promoting sport, health and well-being within the Moreton Bay Region	\$250.00
CABOOLTURE HISTORICAL VILLAGE	Support towards the Expo 88 event, creating community involvement within the Moreton Bay Region	\$100.00
MARITIME SAFETY MILITARY CADETS INC	Support towards the cadets training camp, creating community involvement and supporting youth within the Moreton Bay Region	\$300.00
TOORBUL CARAVAN PARK SOCIAL FISHING CLUB	Support towards the Annual Christmas Presentation event, creating opportunity for community involvement within the Moreton Bay Region	\$350.00

Name of Community Organisation	Purpose of Funding	Amount
FREEDOM CHURCH BRIBIE ISLAND	Support towards the Carols In the Park event, creating opportunity for community involvement within the Moreton Bay Region	\$1,000.00
LIONS CLUB OF BRIBIE ISLAND INC	Support towards the Camp Quality Christmas Picnic Day, creating opportunity for community involvement within the Moreton Bay Region	\$500.00
CABOOLTURE MEALS ON WHEELS	Support towards the Volunteer Christmas event, creating opportunity for community involvement within the Moreton Bay Region	\$200.00
MARITIME SAFETY MILITARY CADETS INC	Support towards the Ceremonial Presentation, supporting youth within the Moreton Bay Region	\$1,000.00
BRIBIE ISLAND SOCCER CLUB INC	Support towards the purchase of equipment, promoting sport, health and well-being within the Moreton Bay Region	\$1,500.00
BRIBIE ISLAND STATE SCHOOL	Support towards the School Awards, supporting youth within the Moreton Bay Region	\$100.00
BRIBIE ISLAND AND DISTRICT COMMUNITY APPEAL	Support towards the New Years Eve event, creating opportunity for community involvement within the Moreton Bay Region	\$4,000.00
LIONS CLUB OF BRIBIE ISLAND INC	Support towards the Lions Christmas Seniors Luncheon, creating opportunity for community involvement within the Moreton Bay Region	\$2,000.00
PACIFIC HARBOUR RESIDENTIAL COMMUNITY	Support towards the Community Christmas Boat Parade, creating opportunity for community involvement within the Moreton Bay Region	\$280.00
BRIBIE ISLAND COMMUNITY ARTS SOCIETY INC	Support towards the purchase of equipment for facility improvements	\$1,875.00
THE SMITH FAMILY	Support towards the Learning for Life program, supporting disadvantaged youth within the Moreton Bay Region	\$100.00
BRIBIE ISLAND AND DISTRICT COMMUNITY APPEAL	Support towards the New Years Eve event, creating opportunity for community involvement within the Moreton Bay Region	\$1,000.00
MURRUMBA CELTIC PIPES AND DRUMS INC	Support towards the purchase of equipment, supporting community arts and creating opportunity for community involvement within the Moreton Bay Region	\$145.45
BRIBIE ANGLERS INC	Support towards the Kid's Fishing Day event, creating opportunity for community involvement and improving the environment, and supporting youth within the Moreton Bay Region	\$400.00
TOORBUL COMMUNITY AND DISTRICT ASSOCIATION INC	Support towards the Toorbul and District Christmas Carols, creating opportunity for community involvement within the Moreton Bay Region	\$500.00
MODEL ENGINEERS AND LIGHT STEAMERS ASSOCIATION	Support towards the purchase of equipment for facility improvements	\$550.00
TOORBUL PONY CLUB INC	Support towards the purchase of equipment for facility improvements	\$1,000.00
ROTARY CLUB OF CABOOLTURE	Support towards the Rotary RYDA Road Safety Awareness school program, providing information and contributing to community safety within the Moreton Bay Region	\$100.00
BRIBIE ISLAND CROQUET CLUB	Support towards The Island Challenge croquet event, creating opportunity for community involvement and promoting sport, health and well-being within the Moreton Bay Region	\$500.00
BONGAREE BOWLS CLUB INC	Support towards the Men's Open Bowls Carnival, creating opportunity for community involvement and promoting sport, health and well-being within the Moreton Bay Region	\$500.00
BRIBIE ISLAND BOATING CLUB INCORPORATED	Support towards the Bribie Classic Boat Regatta, creating opportunity for community involvement and promoting sport, health and well-being within the Moreton Bay Region	\$500.00
CABOOLTURE & DISTRICT PASTORAL AGRICULTURAL & INDUSTRIAL ASSOCIATION LIMITED	Support towards the Grow-a-thon program, creating opportunity for community involvement and supporting youth within the Moreton Bay Region	\$250.00
METRO NORTH HOSPITAL AND HEALTH SERVICE - CABOOLTURE HOSPITAL	Support towards the indigenous community touch football competition, creating opportunity for community involvement and promoting sport, health and well-being within the Moreton Bay Region	\$100.00
YAMALAI NGOPUN ATSI INC	Support towards the purchase of equipment, promoting sport, health and well-being within the Moreton Bay Region	\$100.00

Name of Community Organisation	Purpose of Funding	Amount
QUEENSLAND MANX SOCIETY	Support towards the purchase of equipment, supporting cultural activities within the Moreton Bay Region	\$100.00
MORETON BAY FILM CREATORS' NETWORK INC	Support towards website design and resources, supporting community arts within the Moreton Bay Region	\$100.00
TOORBUL COMMUNITY AND DISTRICT ASSOCIATION INC	Support towards the Toorbul Community and District Association Easter Markets, creating opportunity for community involvement within the Moreton Bay Region	\$400.00
MORETON BAY FIRST AID VOLUNTEERS INC	Support towards the purchase of equipment, contributing to community safety within the Moreton Bay Region	\$100.00
BRIEBIE ISLAND COMMUNITY ARTS SOCIETY INC	Support towards the Matthew Flinders Art Prize, supporting community arts within the Moreton Bay Region	\$250.00
BRIEBIE ISLAND COMMUNITY ARTS SOCIETY INC	Support towards Next Gen 19, supporting community arts and youth within the Moreton Bay Region	\$250.00
SCRIPTURE UNION QUEENSLAND	Support towards the Helping Hope Happen event, creating opportunity for community involvement whilst supporting youth services within the Moreton Bay Region	\$250.00
MORETON BAY DISTRICT BOWLS ASSOCIATION INC.	Support towards the purchase of equipment for facility improvements, promoting sport, health and well-being within the Moreton Bay Region	\$100.00
AUSTRALIAN FIRST SAMOAN FULL GOSPEL PENTECOSTAL CHURCH	Support towards the Samoa Independence Day Celebration event, creating opportunity for community involvement and supporting cultural activities within the Moreton Bay Region	\$50.00
CABOOLTURE MENS SHED INCORPORATED	Support towards the purchase of equipment for facility improvements	\$100.00
THE CABOOLTURE GEM CLUB INC	Support towards the purchase of equipment for facility improvements	\$50.00
GRACE LUTHERAN PRIMARY SCHOOL	Support towards the community fete, creating opportunity for community involvement within the Moreton Bay Region	\$50.00
		\$29,679.45

Cr Peter Flannery Division 2

Name of Community Organisation	Purpose of Funding	Amount
CABOOLTURE ORCHID SOCIETY INC	Support towards the Annual Winter Orchid Show, creating opportunity for community involvement within the Moreton Bay Region	\$250.00
CABOOLTURE VIETNAM VETERANS SUB BRANCH	Support towards the Vietnam Veteran's Day Service, creating opportunity for community involvement within the Moreton Bay Region	\$150.00
SOUTHERN CROSS SWIMMING CLUB	Support towards the purchase of equipment, promoting sport, health and well-being within the Moreton Bay Region	\$50.00
BREAKAWAY INC	Support towards the Breakaway fundraising event, supporting those in need within the Moreton Bay Region	\$200.00
BURPENGARY CRICKET ASSOCIATION INC	Support towards the purchase of equipment for facility improvements	\$3,000.00
LIONESSE CLUB OF BEACHMERE	Support towards the Spring Fair, creating community involvement within the Moreton Bay Region	\$150.00
DECEPTION BAY COMMUNITY YOUTH PROGRAM	Support towards the Under 5's Day event, creating community involvement and providing information to residents within the Moreton Bay Region	\$500.00
BEACHMERE COMMUNITY LAWN BOWLS CLUB INC	Support towards the purchase of equipment for facility improvements, promoting sport, health and well-being within the Moreton Bay Region	\$2,000.00
CABOOLTURE GOLF CLUB INC	Support towards the Charity Golf Day event, creating community involvement and supporting those in need within the Moreton Bay Region	\$100.00
NEIGHBOURHOOD WATCH DECEPTION BAY	Support towards the purchase of equipment, contributing to community safety within the Moreton Bay Region	\$300.00

Name of Community Organisation	Purpose of Funding	Amount
CHRIST THE KING CATHOLIC PRIMARY SCHOOL	Support towards the annual Art Show, creating community involvement and supporting community arts within the Moreton Bay Region	\$150.00
BURPENGARY COMMUNITY ASSOCIATION INCORPORATED	Support towards the Burpengary Christmas Spectacular event, creating opportunity for community involvement within the Moreton Bay Region	\$500.00
CABOOLTURE MEALS ON WHEELS	Support towards the Volunteer Christmas event, creating opportunity for community involvement within the Moreton Bay Region	\$100.00
LIONS CLUB OF DECEPTION BAY INC	Support towards the 2018 Deception Bay Community Christmas Carols event, creating opportunity for community involvement within the Moreton Bay Region	\$500.00
BURPENGARY COMMUNITY ANZAC MEMORIAL	Support towards the Remembrance Day Service, creating opportunity for community involvement within the Moreton Bay Region	\$350.00
BRIEBIE ISLAND AND DISTRICT COMMUNITY APPEAL	Support towards the New Years Eve event, creating opportunity for community involvement within the Moreton Bay Region	\$1,000.00
BRIEBIE ISLAND COMMUNITY ARTS SOCIETY INC	Support towards the purchase of equipment for facility improvements	\$400.00
BEACHMERE AREA NETWORK GROUP	Support towards the Beachmere Christmas event, creating opportunity for community involvement within the Moreton Bay Region	\$1,000.00
SCRIPTURE UNION QUEENSLAND	Support towards the Community Carols by Torchlight event, supporting youth and creating opportunity for community involvement within the Moreton Bay Region	\$150.00
THE SMITH FAMILY	Support towards the Learning for Life program, supporting disadvantaged youth within the Moreton Bay Region	\$100.00
MURRUMBA CELTIC PIPES AND DRUMS INC	Support towards the purchase of equipment, supporting community arts and creating opportunity for community involvement within the Moreton Bay Region	\$145.45
DECEPTION BAY FOOTBALL CLUB INC	Support towards a facility project, contributing to community safety within the Moreton Bay Region	\$440.00
MINDLE BYGUL ABORIGINAL CORPORATION	Support towards the Christmas event, creating opportunity for community involvement and supporting disadvantaged youth within the Moreton Bay Region	\$200.00
LIGHTHOUSE CENTRE DECEPTION BAY	Support towards the community Christmas Dinner and hampers, supporting those in need within the Moreton Bay Region	\$200.00
LIONS CLUB OF NARANGBA	Support towards the Narangba Community Carols, creating opportunity for community involvement within the Moreton Bay Region	\$300.00
BEACHMERE AREA NETWORK GROUP	Support towards the Beachmere Movie in the Park event, creating opportunity for community involvement within the Moreton Bay Region	\$1,500.00
MORETON DISTRICT INVITATION RACING PIGEON CLUB INC	Support towards the purchase of equipment creating opportunity for community involvement and promoting within the Moreton Bay Region	\$2,000.00
BEACHMERE COMMUNITY ASSOCIATION INCORPORATED	Support towards the purchase of equipment for facility improvements and contributing to community safety within the Moreton Bay Region	\$1,700.00
TOORBUL PONY CLUB INC	Support towards the purchase of equipment for facility improvements	\$200.00
ROTARY CLUB OF CABOOLTURE	Support towards the Rotary RYDA Road Safety Awareness school program, providing information and contributing to community safety within the Moreton Bay Region	\$100.00
NARANGBA AUSTRALIAN FOOTBALL CLUB	Support towards the purchase of equipment, promoting sport, health and well-being within the Moreton Bay Region	\$200.00
DECEPTION BAY LITTLE ATHLETICS INC	Support towards the Twilight Carnival, creating opportunity for community involvement and promoting sport, health and well-being within the Moreton Bay Region	\$250.00
CABOOLTURE & DISTRICT PASTORAL AGRICULTURAL & INDUSTRIAL ASSOCIATION LIMITED	Support towards the Grow-a-thon program, creating opportunity for community involvement and supporting youth within the Moreton Bay Region	\$250.00
METRO NORTH HOSPITAL AND HEALTH SERVICE - CABOOLTURE HOSPITAL	Support towards the indigenous community touch football competition, creating opportunity for community involvement and promoting sport, health and well-being within the Moreton Bay Region	\$100.00
YAMALAI NGOPUN ATSI INC	Support towards the purchase of equipment, promoting sport, health and well-being within the Moreton Bay Region	\$500.00

Name of Community Organisation	Purpose of Funding	Amount
MORETON BAY FILM CREATORS' NETWORK INC	Support towards website design and resources, supporting community arts within the Moreton Bay Region	\$100.00
DECEPTION BAY COMMUNITY YOUTH PROGRAM	Support towards the Under 5's Day event, creating opportunity for community involvement and supporting youth within the Moreton Bay Region	\$500.00
MORETON BAY FIRST AID VOLUNTEERS INC	Support towards the purchase of equipment, contributing to community safety within the Moreton Bay Region	\$200.00
BRIEBIE ISLAND COMMUNITY ARTS SOCIETY INC	Support towards the Matthew Flinders Art Prize, supporting community arts within the Moreton Bay Region	\$50.00
BRIEBIE ISLAND COMMUNITY ARTS SOCIETY INC	Support towards Next Gen 19, supporting community arts and youth within the Moreton Bay Region	\$50.00
SCRIPTURE UNION QUEENSLAND	Support towards the Helping Hope Happen event, creating opportunity for community involvement whilst supporting youth services within the Moreton Bay Region	\$150.00
MORETON BAY DISTRICT BOWLS ASSOCIATION INC.	Support towards the purchase of equipment for facility improvements, promoting sport, health and well-being within the Moreton Bay Region	\$250.00
DECEPTON BAY NORTH STATE SCHOOL	Support towards the cross country and athletics day event, supporting youth and promoting sport, health and well-being within the Moreton Bay Region	\$150.00
AUSTRALIAN FIRST SAMOAN FULL GOSPEL PENTECOSTAL CHURCH	Support towards the Samoa Independence Day Celebration event, creating opportunity for community involvement and supporting cultural activities within the Moreton Bay Region	\$100.00
CABOOLTURE MENS SHED INCORPORATED	Support towards the purchase of equipment for facility improvements	\$300.00
GRACE LUTHERAN PRIMARY SCHOOL	Support towards the community fete, creating opportunity for community involvement within the Moreton Bay Region	\$50.00
BRISBANE NORTH REGION BASEBALL ASSOCIATION	Support towards the purchase of equipment, promoting sport, health and well-being within the Moreton Bay Region	\$100.00
PINE RIVERS MUNICIPAL BRASS BAND	Support towards the annual concert, supporting community arts and culture within the Moreton Bay Region	\$200.00
BURPENGARY GIRL GUIDES DISTRICT GROUP	Support towards the purchase of equipment, supporting youth within the Moreton Bay Region	\$250.00
BEACHMERE DISTRICT MENS SHED INC	Support towards the purchase of equipment for facility improvements	\$1,500.00
BEACHMERE AREA NETWORK GROUP	Support towards publication of the Beachmere - Then & Now book, supporting cultural activities and providing information to the local community	\$2,000.00
LIONS CLUB OF NARANGBA	Support towards the Community Carols 2019 event, creating opportunity for community involvement within the Moreton Bay Region	\$500.00
BURPENGARY JUNIOR RUGBY LEAGUE FOOTBALL CLUB	Support towards facility improvements.	\$3,000.00
		\$28,485.45

Cr Adam Hain Division 3

Name of Community Organisation	Purpose of Funding	Amount
CABOOLTURE-MORAYFIELD AND DISTRICT RSL SUB-BRANCH INC	Support towards the Caboolture Remembers event, creating opportunity for community involvement within the Moreton Bay Region	\$3,000.00
CABOOLTURE AND DISTRICT WOODCRAFTERS INC	Support towards the purchase of equipment for the provision of services and assistance to the local community	\$300.00
MULTICULTURAL ASSOCIATION OF CABOOLTURE AND SURROUNDS INC	Support towards the Indonesian Festival event, creating opportunity for community involvement and supporting cultural activities within the Moreton Bay Region	\$350.00

Name of Community Organisation	Purpose of Funding	Amount
ELIMBAH UNITING CHURCH FOOD TRUCK ASSOCIATION	Support towards the purchase of equipment, supporting those in need within the Moreton Bay Region	\$2,000.00
MORAYFIELD AND DISTRICT LIONESSE CLUB	Support towards the Combined Services Dinner event for Officers of the Local Emergency Services, creating opportunity for community involvement within the Moreton Bay Region	\$200.00
MULTICULTURAL ASSOCIATION OF CABOOLTURE AND SURROUNDS INC	Support towards the 2018 Moreton Bay Multicultural Fiesta event, creating opportunity for community involvement and supporting cultural activities within the Moreton Bay Region	\$1,500.00
CABOOLTURE ORCHID SOCIETY INC	Support towards the Annual Winter Orchid Show, creating opportunity for community involvement within the Moreton Bay Region	\$500.00
SOUTHERN CROSS SWIMMING CLUB	Support towards the purchase of equipment, promoting sport, health and well-being within the Moreton Bay Region	\$100.00
BREAKAWAY INC	Support towards the Breakaway fundraising event, supporting those in need within the Moreton Bay Region	\$100.00
MORAYFIELD EAST NEIGHBOURHOOD WATCH	Support towards the purchase of equipment for the provision of services and assistance to residents in the Moreton Bay Region	\$200.00
CABOOLTURE HISTORICAL VILLAGE	Support towards the Expo 88 event, creating community involvement within the Moreton Bay Region	\$300.00
CABOOLTURE GOLF CLUB INC	Support towards the Charity Golf Day event, creating community involvement and supporting those in need within the Moreton Bay Region	\$200.00
CABOOLTURE STATE HIGH SCHOOL	Support towards the 2018 Awards night, supporting youth within the Moreton Bay Region	\$300.00
CENTRAL LAKES NEIGHBOURHOOD WATCH	Support towards the Neighbourhood Watch Steps for Crime Prevention program and activities, providing information to the local community	\$1,650.00
CABOOLTURE MEALS ON WHEELS	Support towards the Volunteer Christmas event, creating opportunity for community involvement within the Moreton Bay Region	\$300.00
BRIEBIE ISLAND AND DISTRICT COMMUNITY APPEAL	Support towards the New Years Eve event, creating opportunity for community involvement within the Moreton Bay Region	\$1,000.00
BRIEBIE ISLAND COMMUNITY ARTS SOCIETY INC	Support towards the purchase of equipment for facility improvements	\$250.00
CABOOLTURE HISTORICAL VILLAGE	Support towards the purchase of equipment for facility improvements, and supporting cultural activities within the Moreton Bay Region	\$1,000.00
SCRIPTURE UNION QUEENSLAND	Support towards the Community Carols by Torchlight event, supporting youth and creating opportunity for community involvement within the Moreton Bay Region	\$150.00
THE SMITH FAMILY	Support towards the Learning for Life program, supporting disadvantaged youth within the Moreton Bay Region	\$150.00
MURRUMBA CELTIC PIPES AND DRUMS INC	Support towards the purchase of equipment, supporting community arts and creating opportunity for community involvement within the Moreton Bay Region	\$145.45
BUSINESS & PROFESSIONAL WOMEN CABOOLTURE	Support towards the Financial Literacy event, providing information and creating opportunity for community involvement within the Moreton Bay Region	\$500.00
MORETON BAY REGION INDUSTRY AND TOURISM	Support towards the Lunar New Year event, creating opportunity for community involvement within the Moreton Bay Region	\$3,000.00
CABOOLTURE AND DISTRICT WOODCRAFTERS INC	Support towards the purchase of equipment for the provision of services and assistance to the local community	\$498.00
ROTARY CLUB OF CABOOLTURE	Support towards the Rotary RYDA Road Safety Awareness school program, providing information and contributing to community safety within the Moreton Bay Region	\$500.00
CABOOLTURE JUNIOR RUGBY LEAGUE CLUB INC	Support towards the purchase of equipment for facility improvements, promoting sport, health and well-being within the Moreton Bay Region	\$1,000.00
BAMBOO PROJECTS EDUCATION LTD	Support towards the purchase of equipment, supporting those in need within the Moreton Bay Region	\$500.00
SPIDERS BOXING CLUB INC	Support towards the Stage 1 community opening of the Caboolture to Wamuran Rail Trail, creating opportunity for community involvement within the Moreton Bay Region	\$1,000.00

Name of Community Organisation	Purpose of Funding	Amount
CABOOLTURE & DISTRICT PASTORAL AGRICULTURAL & INDUSTRIAL ASSOCIATION LIMITED	Support towards the Grow-a-thon program, creating opportunity for community involvement and supporting youth within the Moreton Bay Region	\$1,000.00
11TH LIGHT HORSE CABOOLTURE TROOP & MILITARY MUSEUM	Support towards the purchase of equipment for facility improvements and supporting cultural activities within the Moreton Bay Region	\$300.00
METRO NORTH HOSPITAL AND HEALTH SERVICE - CABOOLTURE HOSPITAL	Support towards the indigenous community touch football competition, creating opportunity for community involvement and promoting sport, health and well-being within the Moreton Bay Region	\$400.00
YAMALAI NGOPUN ATSI INC	Support towards the purchase of equipment, promoting sport, health and well-being within the Moreton Bay Region	\$200.00
CABOOLTURE HISTORICAL VILLAGE	Support towards the purchase of equipment for facility improvements and supporting cultural activities within the Moreton Bay Region	\$500.00
U3A PINE RIVERS INC	Support towards the Volunteers Tribute Lunch, creating opportunity for community involvement and supporting senior citizens within the Moreton Bay Region	\$100.00
CABOOLTURE SNAKES RUGBY LEAGUE CLUB	Support towards the purchase of resources promoting sport, health and well-being within the Moreton Bay Region	\$1,000.00
MORETON BAY FILM CREATORS' NETWORK INC	Support towards website design and resources, supporting community arts within the Moreton Bay Region	\$200.00
MORETON BAY FIRST AID VOLUNTEERS INC	Support towards the purchase of equipment, contributing to community safety within the Moreton Bay Region	\$300.00
LIONS CLUB OF MORAYFIELD AND DISTRICT	Support towards the Children of Courage Awards 2019 event, creating opportunity for community involvement and supporting youth within the Moreton Bay Region	\$125.00
CABOOLTURE LAKES BOWLS CLUB INC	Support towards the Classic Fours event, creating opportunity for community involvement and promoting sport, health and well-being within the Moreton Bay Region	\$300.00
BRIBIE ISLAND COMMUNITY ARTS SOCIETY INC	Support towards the Matthew Flinders Art Prize, supporting community arts within the Moreton Bay Region	\$100.00
CABOOLTURE MEN'S SHED INC	Support towards the Charity Invitational Golf Day, creating opportunity for community involvement within the Moreton Bay Region	\$350.00
CABOOLTURE 10 NEIGHBOURHOOD WATCH INC	Support towards the Neighbour Day event, creating opportunity for community involvement within the Moreton Bay Region	\$250.00
BRIBIE ISLAND COMMUNITY ARTS SOCIETY INC	Support towards Next Gen 19, supporting community arts and youth within the Moreton Bay Region	\$150.00
VINEYARD CHRISTIAN FELLOWSHIP OF PINE RIVERS INC	Support towards resources, supporting those in need within the Moreton Bay Region	\$100.00
SCRIPTURE UNION QUEENSLAND	Support towards the Helping Hope Happen event, creating opportunity for community involvement whilst supporting youth services within the Moreton Bay Region	\$750.00
MORETON BAY DISTRICT BOWLS ASSOCIATION. INC	Support towards the purchase of equipment for facility improvements, promoting sport, health and well-being within the Moreton Bay Region	\$250.00
AUSTRALIAN FIRST SAMOAN FULL GOSPEL PENTECOSTAL CHURCH	Support towards the Samoa Independence Day Celebration event, creating opportunity for community involvement and supporting cultural activities within the Moreton Bay Region	\$200.00
CABOOLTURE MENS SHED INCORPORATED	Support towards the purchase of equipment for facility improvements	\$400.00
THE CABOOLTURE GEM CLUB INC	Support towards the purchase of equipment for facility improvements	\$800.00
GRACE LUTHERAN PRIMARY SCHOOL	Support towards the community fete, creating opportunity for community involvement within the Moreton Bay Region	\$200.00
CABOOLTURE AMATEUR BOXING CLUB	Support towards the purchase of equipment, promoting sport, health and well-being within the Moreton Bay Region	\$1,000.00
WEIGHT REDUCTION CLUB OF QLD	Support towards the purchase of equipment to promote health and well-being whilst creating community involvement within the Moreton Bay Region	\$300.00
		\$29,968.45

Cr Julie Greer Division 4

Name of Community Organisation	Purpose of Funding	Amount
LIONS CLUB OF NORTH LAKES INC	Support towards the Lions Children of Courage Awards, supporting youth in need within the Moreton Bay Region	\$250.00
LIONS CLUB OF NORTH LAKES INC	Support towards the Trivia Night event, creating opportunity for community involvement within the Moreton Bay Region	\$1,000.00
QUEENSLANDERS WITH DISABILITY NETWORK LIMITED	Support towards the Disability Expo for Disability Awareness week, providing information to the local community	\$300.00
PROBUS CLUB OF NORTH LAKES INC	Support towards the Probus Club of North Lakes, providing information and promoting community involvement within the Moreton Bay Region	\$300.00
SOUTHERN CROSS SWIMMING CLUB	Support towards the purchase of equipment, promoting sport, health and well-being within the Moreton Bay Region	\$100.00
BREAKAWAY INC	Support towards the Breakaway fundraising event, supporting those in need within the Moreton Bay Region	\$100.00
PINE RIVERS MUNICIPAL BRASS BAND	Support towards the Pine Rivers Municipal Brass Band, supporting community arts within the Moreton Bay Region	\$400.00
DECEPTION BAY COMMUNITY YOUTH PROGRAM	Support towards the Under 5's Day event, creating community involvement and providing information to residents within the Moreton Bay Region	\$500.00
CABOOLTURE HISTORICAL VILLAGE	Support towards the Expo 88 event, creating community involvement within the Moreton Bay Region	\$100.00
ST BENEDICT'S COLLEGE	Support towards the 2018 Awards Ceremony, supporting youth within the Moreton Bay Region	\$100.00
HERCULES ROAD STATE SCHOOL	Support towards the Peninsula Music Festival event, supporting community arts within the Moreton Bay Region	\$250.00
GRIFFIN STATE SCHOOL P AND C ASSOCIATION	Support towards the Griffin Christmas Carnival event, creating opportunity for community involvement within the Moreton Bay Region	\$2,000.00
Y-CARE (SOUTH EAST QUEENSLAND) INC	Support towards the YMCA Vocational School event, creating opportunity for community involvement and supporting disadvantaged youth within the Moreton Bay Region	\$500.00
PINE RIVERS MUNICIPAL BRASS BAND	Support towards the Annual Concert, creating opportunity for community involvement within the Moreton Bay Region	\$100.00
MANGO HILL PROGRESS ASSOCIATION INC	Support towards the Mango Hill Christmas Carols event, creating opportunity for community involvement within the Moreton Bay Region	\$1,000.00
LIONS CLUB OF DECEPTION BAY INC	Support towards the 2018 Deception Bay Community Christmas Carols event, creating opportunity for community involvement within the Moreton Bay Region	\$500.00
BRIBIE ISLAND COMMUNITY ARTS SOCIETY INC	Support towards the purchase of equipment for facility improvements	\$150.00
PINE RIVERS KOALA CARE ASSOCIATION INC	Support towards the purchase of equipment, improving the environment within the Moreton Bay Region	\$500.00
THE SMITH FAMILY	Support towards the Learning for Life program, supporting disadvantaged youth within the Moreton Bay Region	\$100.00
MURRUMBA CELTIC PIPES AND DRUMS INC	Support towards the purchase of equipment, supporting community arts and creating opportunity for community involvement within the Moreton Bay Region	\$145.45
THE LAKES ANGLICAN CHURCH	Support towards the Community Christmas Day event, supporting those in need and creating opportunity for community involvement within the Moreton Bay Region	\$250.00
MINDLE BYGUL ABORIGINAL CORPORATION	Support towards the Christmas event, creating opportunity for community involvement and supporting disadvantaged youth within the Moreton Bay Region	\$100.00
CITIPOINTE PINE RIVERS	Support towards the community Christmas Carols event, creating opportunity for community involvement within the Moreton Bay Region	\$1,000.00
LIGHTHOUSE CENTRE DECEPTION BAY	Support towards the community Christmas Dinner and hampers, supporting those in need within the Moreton Bay Region	\$200.00
QUOTA INTERNATIONAL OF NORTH LAKES	Support towards the District 15 Regional Conference, creating opportunity for community involvement within the Moreton Bay Region	\$2,000.00

Name of Community Organisation	Purpose of Funding	Amount
LIONS CLUB OF NORTH LAKES INC	Support towards the Community Trivia Night, creating opportunity for community involvement within the Moreton Bay Region	\$1,000.00
YAMALAI NGOPUN ATSI INC	Support towards the purchase of equipment, promoting sport, health and well-being within the Moreton Bay Region	\$200.00
U3A PINE RIVERS INC	Support towards the Volunteers Tribute Lunch, creating opportunity for community involvement and supporting senior citizens within the Moreton Bay Region	\$200.00
MORETON BAY FILM CREATORS' NETWORK INC	Support towards website design and resources, supporting community arts within the Moreton Bay Region	\$100.00
LIONS CLUB OF KALLANGUR INC	Support towards the purchase of equipment, providing information to the local community	\$616.00
PINE RIVERS RSL SUB BRANCH	Support towards the Gunfire Breakfast, creating opportunity for community involvement within the Moreton Bay Region	\$50.00
DECEPTION BAY COMMUNITY YOUTH PROGRAM	Support towards the Under 5's Day event, creating opportunity for community involvement and supporting youth within the Moreton Bay Region	\$500.00
MORETON BAY FIRST AID VOLUNTEERS INC	Support towards the purchase of equipment, contributing to community safety within the Moreton Bay Region	\$100.00
BRIBIE ISLAND COMMUNITY ARTS SOCIETY INC	Support towards the Matthew Flinders Art Prize, supporting community arts within the Moreton Bay Region	\$50.00
THE SALVATION ARMY	Support towards the Red Shield Appeal, supporting those in need within the Moreton Bay Region	\$100.00
BRIBIE ISLAND COMMUNITY ARTS SOCIETY INC	Support towards Next Gen 19, supporting community arts and youth within the Moreton Bay Region	\$50.00
VINEYARD CHRISTIAN FELLOWSHIP OF PINE RIVERS INC	Support towards resources, supporting those in need within the Moreton Bay Region	\$100.00
SCRIPTURE UNION QUEENSLAND	Support towards the Helping Hope Happen event, creating opportunity for community involvement whilst supporting youth services within the Moreton Bay Region	\$100.00
MORETON BAY DISTRICT BOWLS ASSOCIATION INC.	Support towards the purchase of equipment for facility improvements, promoting sport, health and well-being within the Moreton Bay Region	\$100.00
AUSTRALIAN FIRST SAMOAN FULL GOSPEL PENTECOSTAL CHURCH	Support towards the Samoa Independence Day Celebration event, creating opportunity for community involvement and supporting cultural activities within the Moreton Bay Region	\$100.00
CABOOLTURE MENS SHED INCORPORATED	Support towards the purchase of equipment for facility improvements	\$100.00
GRACE LUTHERAN PRIMARY SCHOOL	Support towards the community fete, creating opportunity for community involvement within the Moreton Bay Region	\$100.00
NORTH LAKES STATE COLLEGE	Support towards the Early Years Festival, creating opportunity for community involvement and supporting youth within the Moreton Bay Region	\$1,000.00
BRISBANE NORTH REGION BASEBALL ASSOCIATION	Support towards the purchase of equipment, promoting sport, health and well-being within the Moreton Bay Region	\$100.00
PINE RIVERS MUNICIPAL BRASS BAND	Support towards the annual concert, supporting community arts and culture within the Moreton Bay Region	\$200.00
ACT 1 THEATRE INC	Support towards the TheatreFest event, creating opportunity for community involvement and supporting community arts within the Moreton Bay Region	\$150.00
		\$16,961.45

Cr James Houghton Division 5

Name of Community Organisation	Purpose of Funding	Amount
GRACE LUTHERAN COLLEGE	Support towards the Healthy Minds Expo, creating opportunity for community involvement within the Moreton Bay Region	\$100.00
MUELLER COLLEGE LTD	Support towards the annual school fete, creating opportunity for community involvement within the Moreton Bay Region	\$250.00
REDCLIFFE DROP-IN CENTRE INC	Support towards the Sunshine Ball fundraising event, creating opportunity for community involvement within the Moreton Bay Region	\$200.00
QUEENSLANDERS WITH DISABILITY NETWORK LIMITED	Support towards the Disability Expo for Disability Awareness week, providing information to the local community	\$300.00
PARKRUN INC	Support towards the purchase of equipment for Redcliffe Parkrun, promoting health and well-being within the Moreton Bay Region	\$500.00
DECEPTION BAY PENINSULA DISTRICTS NASHOS	Support towards the 5th Anniversary celebrations event, creating opportunity for community involvement within the Moreton Bay Region	\$100.00
ROTARY CLUB OF REDCLIFFE CITY INC	Support towards the purchase of equipment for the provision of services and assistance to the local community	\$200.00
PENINSULA TOASTMASTERS CLUB	Support towards the 40th Birthday event, creating opportunity for community involvement within the Moreton Bay Region	\$150.00
PENINSULA ANIMAL AID ASSOCIATION INC	Support towards the purchase of equipment for the provision of services and assistance to the local community	\$500.00
SOUTHERN CROSS SWIMMING CLUB	Support towards the purchase of equipment, promoting sport, health and well-being within the Moreton Bay Region	\$300.00
TS MORETON BAY NAVY CADETS (UNIT COMMITTEE)	Support towards the purchase of equipment for the provision of services and assistance to the local community	\$200.00
BREAKAWAY INC	Support towards the Breakaway fundraising event, supporting those in need within the Moreton Bay Region	\$100.00
REDCLIFFE HISTORICAL SOCIETY INC	Support towards the Redcliffe Historical Society, supporting cultural activities within the Moreton Bay Region	\$500.00
PENINSULA CRICKET CLUB INC	Support towards the Queensland Blind Cricket Association event, creating opportunity for community involvement whilst promoting sport, health and well-being within the Moreton Bay Region	\$250.00
99FM COMMUNITY RADIO ASSOCIATION INC	Support towards the purchase of equipment for the provision of services and assistance to the local community	\$1,000.00
MULTIPLE SCLEROSIS SOCIETY OF QUEENSLAND	Support towards the Redcliffe MS Swimathon, creating community involvement, promoting health and well-being and enabling support to those in need within the Moreton Bay Region	\$400.00
DECEPTION BAY COMMUNITY YOUTH PROGRAM	Support towards the Under 5's Day event, creating community involvement and providing information to residents within the Moreton Bay Region	\$500.00
THE SCOUT ASSOCIATION OF AUSTRALIA QLD BRANCH INC	Support towards the Skillorama event, creating opportunity for community involvement within the Moreton Bay Region	\$500.00
PROBUS CLUB OF REDCLIFFE INC	Support towards the Probus Club of Redcliffe, supporting senior citizens within the Moreton Bay Region, and providing information to the local community	\$260.00
CABOOLTURE HISTORICAL VILLAGE	Support towards the Expo 88 event, creating community involvement within the Moreton Bay Region	\$100.00
REDCLIFFE PINK SNAPDRAGONS BREAST CANCER	Support towards the purchase of equipment, contributing to community safety and promoting sport, health and well-being within the Moreton Bay Region	\$500.00
LIONESSE CLUB OF REDCLIFFE CENTRAL	Support towards the purchase of equipment for the provision of services and assistance to the local community	\$380.00
SCARBOROUGH RED CROSS BRANCH	Support towards the annual High Tea and Musical event, creating community involvement and supporting those in need within the Moreton Bay Region	\$200.00

Name of Community Organisation	Purpose of Funding	Amount
BRISBANE CONVOY FOR KIDS INC	Support towards the purchase of equipment, supporting those in need and disadvantaged youth within the Moreton Bay Region	\$250.00
PENINSULA ANIMAL AID ASSOCIATION INC	Support towards the purchase of equipment for facility improvements	\$2,000.00
HERCULES ROAD STATE SCHOOL	Support towards the Peninsula Music Festival event, supporting community arts within the Moreton Bay Region	\$250.00
SOUTHERN CROSS CATHOLIC COLLEGE	Support towards the College Night of Excellence event, supporting youth within the Moreton Bay Region	\$150.00
SCARBOROUGH STATE SCHOOL	Support towards the annual School Award Ceremony, supporting youth within the Moreton Bay Region	\$25.00
MUELLER COLLEGE LTD	Support towards the Senior School Awards, supporting youth within the Moreton Bay Region	\$125.00
GRACE LUTHERAN COLLEGE	Support towards the Citizenship Awards, supporting youth within the Moreton Bay Region	\$75.00
LIONS CLUB OF DECEPTION BAY INC	Support towards the 2018 Deception Bay Community Christmas Carols event, creating opportunity for community involvement within the Moreton Bay Region	\$500.00
QUOTA INTERNATIONAL OF REDCLIFFE INC	Support towards the Christmas Festival of Trees, creating opportunity for community involvement within the Moreton Bay Region	\$150.00
BRIEBIE ISLAND COMMUNITY ARTS SOCIETY INC	Support towards the purchase of equipment for facility improvements	\$100.00
REDCLIFFE PCYC	Support towards the 2018 Community Santa Sleigh, creating opportunity for community involvement within the Moreton Bay Region	\$1,500.00
REDCLIFFE RSL	Support towards the ANZAC Day event, creating opportunity for community involvement within the Moreton Bay Region	\$1,000.00
SOUTHERN CROSS CATHOLIC COLLEGE	Support towards the School Awards, supporting youth within the Moreton Bay Region	\$25.00
SOUTHERN CROSS CATHOLIC COLLEGE	Support towards the Year 6 End of Phase celebration, supporting youth within the Moreton Bay Region	\$25.00
THE SMITH FAMILY	Support towards the Learning for Life program, supporting disadvantaged youth within the Moreton Bay Region	\$100.00
MURRUMBA CELTIC PIPES AND DRUMS INC	Support towards the purchase of equipment, supporting community arts and creating opportunity for community involvement within the Moreton Bay Region	\$145.45
REDCLIFFE UNITING CHURCH	Support towards the Giving From the Heart Christmas event, supporting those in need and creating opportunity for community involvement within the Moreton Bay Region	\$200.00
MINDLE BYGUL ABORIGINAL CORPORATION	Support towards the Christmas event, creating opportunity for community involvement and supporting disadvantaged youth within the Moreton Bay Region	\$100.00
ROTARY CLUB OF REDCLIFFE SUNRISE INC	Support towards the purchase of equipment for the provision of services and assistance to the local community	\$300.00
REDCLIFFE TIGERS AFL	Support towards the purchase of equipment, promoting sport, health and well-being within the Moreton Bay Region	\$750.00
LIGHTHOUSE CENTRE DECEPTION BAY	Support towards the community Christmas Dinner and hampers, supporting those in need within the Moreton Bay Region	\$100.00
REDCLIFFE PENINSULA GAME & SPORTFISH CLUB INC	Support towards the Redcliffe Australia Day Billfish Tournament, creating opportunity for community involvement and promoting sport, health and well-being within the Moreton Bay Region	\$500.00
REDCLIFFE ART SOCIETY	Support towards the RASart Exhibition of Excellence event, creating opportunity for community involvement and supporting community arts within the Moreton Bay Region	\$250.00
QUEENSLAND POLICE SERVICE	Support towards the Queensland Police Service International Womens Day community event, creating opportunity for community involvement within the Moreton Bay Region	\$125.00
CABOOLTURE & DISTRICT PASTORAL AGRICULTURAL & INDUSTRIAL ASSOCIATION LIMITED	Support towards the Grow-a-thon program, creating opportunity for community involvement and supporting youth within the Moreton Bay Region	\$250.00

Name of Community Organisation	Purpose of Funding	Amount
REDCLIFFE AH & I SOCIETY	Support towards the Schoolwork Section of the 2019 Redcliffe Show, creating opportunity for community involvement and supporting youth within the Moreton Bay Region	\$500.00
ROTARY CLUB OF REDCLIFFE SUNRISE INC	Support towards the purchase of resources to assist in supporting those in need and youth within the Moreton Bay Region	\$100.00
METRO NORTH HOSPITAL AND HEALTH SERVICE - CABOOLTURE HOSPITAL	Support towards the indigenous community touch football competition, creating opportunity for community involvement and promoting sport, health and well-being within the Moreton Bay Region	\$100.00
YAMALAI NGOPUN ATSI INC	Support towards the purchase of equipment, promoting sport, health and well-being within the Moreton Bay Region	\$200.00
QUEENSLAND MANX SOCIETY	Support towards the purchase of equipment, supporting cultural activities within the Moreton Bay Region	\$139.00
MORETON BAY FILM CREATORS' NETWORK INC	Support towards website design and resources, supporting community arts within the Moreton Bay Region	\$200.00
REDCLIFFE & DISTRICT FAMILY HISTORY	Support towards the purchase of equipment for facility improvements	\$300.00
TUESDAY CLUB INC	Support towards the Cent Auction event, creating opportunity for community involvement and supporting those in need within the Moreton Bay Region	\$250.00
REDCLIFFE SNOOKER CLUB	Support towards the purchase of equipment, promoting sport, health and well-being within the Moreton Bay Region	\$500.00
REDCLIFFE AND DISTRICT CARDIAC SUPPORT GROUP ASSOCIATION INC	Support towards the 25th Anniversary event, creating opportunity for community involvement and promoting health and well-being within the Moreton Bay Region	\$250.00
GUIDES QUEENSLAND	Support towards the purchase of equipment for facility improvements	\$466.00
DECEPTION BAY COMMUNITY YOUTH PROGRAM	Support towards the Under 5's Day event, creating opportunity for community involvement and supporting youth within the Moreton Bay Region	\$250.00
MORETON BAY FIRST AID VOLUNTEERS INC	Support towards the purchase of equipment, contributing to community safety within the Moreton Bay Region	\$200.00
BRIEBIE ISLAND COMMUNITY ARTS SOCIETY INC	Support towards the Matthew Flinders Art Prize, supporting community arts within the Moreton Bay Region	\$50.00
BRIEBIE ISLAND COMMUNITY ARTS SOCIETY INC	Support towards Next Gen 19, supporting community arts and youth within the Moreton Bay Region	\$50.00
VINEYARD CHRISTIAN FELLOWSHIP OF PINE RIVERS INC	Support towards resources, supporting those in need within the Moreton Bay Region	\$100.00
SCRIPTURE UNION QUEENSLAND	Support towards the Helping Hope Happen event, creating opportunity for community involvement whilst supporting youth services within the Moreton Bay Region	\$100.00
MORETON BAY DISTRICT BOWLS ASSOCIATION INC.	Support towards the purchase of equipment for facility improvements, promoting sport, health and well-being within the Moreton Bay Region	\$100.00
AUSTRALIAN FIRST SAMOAN FULL GOSPEL PENTECOSTAL CHURCH	Support towards the Samoa Independence Day Celebration event, creating opportunity for community involvement and supporting cultural activities within the Moreton Bay Region	\$500.00
CABOOLTURE MENS SHED INCORPORATED	Support towards the purchase of equipment for facility improvements	\$100.00
THE CABOOLTURE GEM CLUB INC	Support towards the purchase of equipment for facility improvements	\$50.00
MORETON BAY SYMPHONY ORCHESTRA INC	Support towards the August Soiree event, creating opportunity for community involvement and supporting cultural activities within the Moreton Bay Region	\$300.00
GRACE LUTHERAN PRIMARY SCHOOL	Support towards the community fete, creating opportunity for community involvement within the Moreton Bay Region	\$200.00
BRISBANE NORTH REGION BASEBALL ASSOCIATION	Support towards the purchase of equipment, promoting sport, health and well-being within the Moreton Bay Region	\$100.00

Name of Community Organisation	Purpose of Funding	Amount
REDCLIFFE STATE HIGH SCHOOL	Support towards the Sanyo Onoda Sister City Exchange Program, supporting cultural activities within the Moreton Bay Region	\$774.00
MUELLER COLLEGE LTD	Support towards the Mueller College Fete, creating opportunity for community involvement within the Moreton Bay Region	\$500.00
CITIPOINTE CHURCH	Support towards the community youth event, creating opportunity for community involvement and supporting youth within the Moreton Bay Region	\$1,000.00
REDCLIFFE TIGERS AFL	Support towards volunteer education and training, promoting sport, health and well-being whilst supporting youth within the Moreton Bay Region	\$1,500.00
REDCLIFFE PENINSULA HARNESS RACING & SPORT CLUB	Support towards the Feature Gold Cup Race, creating opportunity for community involvement and promoting sport within the Moreton Bay Region	\$750.00
REDCLIFFE TRIATHLON CLUB	Support towards the Come and Try days, promoting sport, health and well-being as well as community involvement within the Moreton Bay Region	\$2,000.00
		\$28,114.45

Cr Koliana Winchester Division 6

Name of Community Organisation	Purpose of Funding	Amount
GRACE LUTHERAN COLLEGE	Support towards the Healthy Minds Expo, creating opportunity for community involvement within the Moreton Bay Region	\$100.00
REDCLIFFE PENINSULA VIEW CLUB	Support towards the Lions Children of Courage Awards, supporting youth in need within the Moreton Bay Region	\$400.00
ZONTA CLUB OF REDCLIFFE AREA INC	Support towards the Night of Hope fundraising event, creating opportunity for community involvement within the Moreton Bay Region	\$300.00
REDCLIFFE DROP-IN CENTRE INC	Support towards the Sunshine Ball fundraising event, creating opportunity for community involvement within the Moreton Bay Region	\$400.00
PENINSULA ANIMAL AID ASSOCIATION INC	Support towards Peninsula Animal Aid, supporting the service provision to care for and re-home animals within the Moreton Bay Region	\$350.00
DECEPTION BAY PENINSULA DISTRICTS NASHOS	Support towards the 5th Anniversary celebrations event, creating opportunity for community involvement within the Moreton Bay Region	\$200.00
ROTARY CLUB OF REDCLIFFE CITY INC	Support towards the purchase of equipment for the provision of services and assistance to the local community	\$449.00
PENINSULA TOASTMASTERS CLUB	Support towards the 40th Birthday event, creating opportunity for community involvement within the Moreton Bay Region	\$450.00
SOUTHERN CROSS SWIMMING CLUB	Support towards the purchase of equipment, promoting sport, health and well-being within the Moreton Bay Region	\$350.00
TS MORETON BAY NAVY CADETS (UNIT COMMITTEE)	Support towards the purchase of equipment for the provision of services and assistance to the local community	\$200.00
BREAKAWAY INC	Support towards the Breakaway fundraising event, supporting those in need within the Moreton Bay Region	\$200.00
MORETON BAY ARTS COUNCIL INC	Support towards the 2018 Seniors Week Choral Spectacular event, creating opportunity for community involvement within the Moreton Bay Region	\$894.00
THE SCOUT ASSOCIATION OF AUSTRALIA QLD BRANCH INC	Support towards the Skillorama event, creating opportunity for community involvement within the Moreton Bay Region	\$500.00
PENINSULA CRICKET CLUB INC	Support towards the Queensland Blind Cricket Association event, creating opportunity for community involvement whilst promoting sport, health and well-being within the Moreton Bay Region	\$250.00
99FM COMMUNITY RADIO ASSOCIATION INC	Support towards the purchase of equipment for the provision of services and assistance to the local community	\$1,000.00
BRAMBLE BAY LADIES BOWLING CLUB	Support towards the Bramble Bay Ladies Bowling Club Pacific Princess Day event, creating opportunity for community involvement within the Moreton Bay Region	\$500.00

Name of Community Organisation	Purpose of Funding	Amount
MULTIPLE SCLEROSIS SOCIETY OF QUEENSLAND	Support towards the Redcliffe MS Swimathon, creating community involvement, promoting health and well-being and enabling support to those in need within the Moreton Bay Region	\$400.00
PROBUS CLUB OF REDCLIFFE INC	Support towards the Probus Club of Redcliffe, supporting senior citizens within the Moreton Bay Region, and providing information to the local community	\$260.00
FRIENDS OF THE REDCLIFFE BOTANIC GARDENS INC	Support towards the purchase of equipment for the provision of community activities within the Moreton Bay Region	\$500.00
CABOOLTURE HISTORICAL VILLAGE	Support towards the Expo 88 event, creating community involvement within the Moreton Bay Region	\$100.00
REDCLIFFE PINK SNAPDRAGONS BREAST CANCER DRAGON BOAT CLUB	Support towards the purchase of equipment, contributing to community safety and promoting sport, health and well-being within the Moreton Bay Region	\$500.00
LIONESSE CLUB OF REDCLIFFE CENTRAL	Support towards the purchase of equipment for the provision of services and assistance to the local community	\$883.00
BRISBANE CONVOY FOR KIDS INC	Support towards the purchase of equipment, supporting those in need and disadvantaged youth within the Moreton Bay Region	\$250.00
PENINSULA ANIMAL AID ASSOCIATION INC	Support towards the purchase of equipment for facility improvements	\$5,000.00
HERCULES ROAD STATE SCHOOL	Support towards the Peninsula Music Festival event, supporting community arts within the Moreton Bay Region	\$250.00
WOODY POINT SPECIAL SCHOOL P & C ASSOCIATION	Support towards the purchase of equipment, supporting disadvantaged youth within the Moreton Bay Region	\$200.00
QUOTA INTERNATIONAL OF REDCLIFFE INC	Support towards the Christmas Festival of Trees event, creating opportunity for community involvement within the Moreton Bay Region	\$150.00
CLONTARF BEACH STATE HIGH SCHOOL	Support towards the Junior Academic Awards Evening, supporting youth within the Moreton Bay Region	\$25.00
BRIEBIE ISLAND COMMUNITY ARTS SOCIETY INC	Support towards the purchase of equipment for facility improvements	\$300.00
CLONTARF BEACH STATE SCHOOL	Support towards the School Awards, supporting youth within the Moreton Bay Region	\$25.00
REDCLIFFE SPECIAL SCHOOL	Support towards the School Awards, supporting youth within the Moreton Bay Region	\$25.00
REDCLIFFE STATE HIGH SCHOOL	Support towards the School Awards, supporting youth within the Moreton Bay Region	\$25.00
REDCLIFFE PCYC	Support towards the 2018 Community Santa Sleigh, creating opportunity for community involvement within the Moreton Bay Region	\$1,500.00
SOUTHERN CROSS CATHOLIC COLLEGE	Support towards the Junior Years' Celebration event, supporting youth within the Moreton Bay Region	\$25.00
REDCLIFFE RSL	Support towards the ANZAC Day event, creating opportunity for community involvement within the Moreton Bay Region	\$1,000.00
THE SMITH FAMILY	Support towards the Learning for Life program, supporting disadvantaged youth within the Moreton Bay Region	\$100.00
MURRUMBA CELTIC PIPES AND DRUMS INC	Support towards the purchase of equipment, supporting community arts and creating opportunity for community involvement within the Moreton Bay Region	\$145.45
PENINSULA HERB GROUP	Support towards the purchase of equipment, improving the environment and creating opportunity for community involvement within the Moreton Bay Region	\$250.00
REDCLIFFE UNITING CHURCH	Support towards the Giving From the Heart Christmas event, supporting those in need and creating opportunity for community involvement within the Moreton Bay Region	\$200.00
HUMPYBONG STATE SCHOOL	Support towards the School Awards Presentation, supporting youth within the Moreton Bay Region	\$50.00
ROTARY CLUB OF REDCLIFFE SUNRISE INC	Support towards the purchase of equipment for the provision of services and assistance to the local community	\$300.00
REDCLIFFE TIGERS AFL	Support towards the purchase of equipment, promoting sport, health and well-being within the Moreton Bay Region	\$1,000.00

Name of Community Organisation	Purpose of Funding	Amount
REDCLIFFE PENINSULA GAME & SPORTFISH CLUB INC	Support towards the Redcliffe Australia Day Billfish Tournament, creating opportunity for community involvement and promoting sport, health and well-being within the Moreton Bay Region	\$500.00
ALBANY CREEK MASTERS SWIMMING CLUB INC	Support towards the Masters Swimming Queensland event, creating opportunity for community involvement and promoting sport, health and well-being within the Moreton Bay Region	\$50.00
REDCLIFFE ART SOCIETY	Support towards the RASart Exhibition of Excellence event, creating opportunity for community involvement and supporting community arts within the Moreton Bay Region	\$250.00
ROTARY CLUB OF CABOOLTURE	Support towards the Rotary RYDA Road Safety Awareness school program, providing information and contributing to community safety within the Moreton Bay Region	\$100.00
QUEENSLAND POLICE SERVICE	Support towards the Queensland Police Service International Womens Day community event, creating opportunity for community involvement within the Moreton Bay Region	\$300.00
CABOOLTURE & DISTRICT PASTORAL AGRICULTURAL & INDUSTRIAL ASSOCIATION LIMITED	Support towards the Grow-a-thon program, creating opportunity for community involvement and supporting youth within the Moreton Bay Region	\$300.00
REDCLIFFE AH & I SOCIETY	Support towards the Schoolwork Section of the 2019 Redcliffe Show, creating opportunity for community involvement and supporting youth within the Moreton Bay Region	\$500.00
ROTARY CLUB OF REDCLIFFE SUNRISE INC	Support towards the purchase of resources to assist in supporting those in need and youth within the Moreton Bay Region	\$200.00
METRO NORTH HOSPITAL AND HEALTH SERVICE - CABOOLTURE HOSPITAL	Support towards the indigenous community touch football competition, creating opportunity for community involvement and promoting sport, health and well-being within the Moreton Bay Region	\$100.00
YAMALAI NGOPUN ATSI INC	Support towards the purchase of equipment, promoting sport, health and well-being within the Moreton Bay Region	\$250.00
QUEENSLAND MANX SOCIETY	Support towards the purchase of equipment, supporting cultural activities within the Moreton Bay Region	\$100.00
ANGLICAN PARISH OF BRAMBLE BAY	Support towards the Floral Display and Art Festival, creating opportunity for community involvement and supporting community arts within the Moreton Bay Region	\$300.00
U3A PINE RIVERS INC	Support towards the Volunteers Tribute Lunch, creating opportunity for community involvement and supporting senior citizens within the Moreton Bay Region	\$150.00
MORETON BAY FILM CREATORS' NETWORK INC	Support towards website design and resources, supporting community arts within the Moreton Bay Region	\$200.00
REDCLIFFE & DISTRICT FAMILY HISTORY	Support towards the purchase of equipment for facility improvements	\$300.00
REDCLIFFE BRIDGE CLUB INC	Support towards assisting a community organisation providing services and assistance to those in need within the Moreton Bay Region	\$200.00
TUESDAY CLUB INC	Support towards the Cent Auction event, creating opportunity for community involvement and supporting those in need within the Moreton Bay Region	\$250.00
REDCLIFFE SNOOKER CLUB	Support towards the purchase of equipment, promoting sport, health and well-being within the Moreton Bay Region	\$500.00
REDCLIFFE AND DISTRICT CARDIAC SUPPORT GROUP ASSOCIATION INC	Support towards the 25th Anniversary event, creating opportunity for community involvement and promoting health and well-being within the Moreton Bay Region	\$250.00
GUIDES QUEENSLAND	Support towards the purchase of equipment for facility improvements	\$468.00
MORETON BAY FIRST AID VOLUNTEERS INC	Support towards the purchase of equipment, contributing to community safety within the Moreton Bay Region	\$100.00
BRIBIE ISLAND COMMUNITY ARTS SOCIETY INC	Support towards the Matthew Flinders Art Prize, supporting community arts within the Moreton Bay Region	\$50.00
THE SALVATION ARMY	Support towards the Red Shield Appeal, supporting those in need within the Moreton Bay Region	\$100.00

Name of Community Organisation	Purpose of Funding	Amount
BRIBIE ISLAND COMMUNITY ARTS SOCIETY INC	Support towards Next Gen 19, supporting community arts and youth within the Moreton Bay Region	\$50.00
VINEYARD CHRISTIAN FELLOWSHIP OF PINE RIVERS INC	Support towards resources, supporting those in need within the Moreton Bay Region	\$100.00
SCRIPTURE UNION QUEENSLAND	Support towards the Helping Hope Happen event, creating opportunity for community involvement whilst supporting youth services within the Moreton Bay Region	\$100.00
GUIDES QUEENSLAND	Support towards the purchase of equipment for facility improvements	\$250.00
MORETON BAY DISTRICT BOWLS ASSOCIATION INC.	Support towards the purchase of equipment for facility improvements, promoting sport, health and well-being within the Moreton Bay Region	\$50.00
AUSTRALIAN FIRST SAMOAN FULL GOSPEL PENTECOSTAL CHURCH	Support towards the Samoa Independence Day Celebration event, creating opportunity for community involvement and supporting cultural activities within the Moreton Bay Region	\$100.00
CABOOLTURE MENS SHED INCORPORATED	Support towards the purchase of equipment for facility improvements	\$100.00
THE CABOOLTURE GEM CLUB INC	Support towards the purchase of equipment for facility improvements	\$50.00
GRACE LUTHERAN PRIMARY SCHOOL	Support towards the community fete, creating opportunity for community involvement within the Moreton Bay Region	\$500.00
BRISBANE NORTH REGION BASEBALL ASSOCIATION	Support towards the purchase of equipment, promoting sport, health and well-being within the Moreton Bay Region	\$200.00
REDCLIFFE STATE HIGH SCHOOL	Support towards the Sanyo Onoda Sister City Exchange Program, supporting cultural activities within the Moreton Bay Region	\$226.00
REDCLIFFE PENINSULA HARNESS RACING & SPORT CLUB	Support towards the Feature Gold Cup Race, creating opportunity for community involvement and promoting sport within the Moreton Bay Region	\$750.00
REDCLIFFE TRIATHLON CLUB	Support towards the Come and Try days, promoting sport, health and well-being as well as community involvement within the Moreton Bay Region	\$2,000.00
		\$30,000.45

Cr Denise Sims Division 7

Name of Community Organisation	Purpose of Funding	Amount
PINE RIVERS AH& I ASSOCIATION	Support towards the Annual Pine Rivers Show Woodchop event, creating opportunity for community involvement within the Moreton Bay Region	\$550.00
WESLEY MISSION BRISBANE	Support towards the purchase of equipment for the provision of services and assistance to the local community	\$500.00
ROTARY CLUB OF PINE RIVERS	Support towards the Golf Day fundraiser, creating opportunity for community involvement within the Moreton Bay Region	\$400.00
OUR LADY OF THE WAY PETRIE	Support towards the school disco, creating opportunity for community involvement within the Moreton Bay Region	\$450.00
BREAKAWAY INC	Support towards the Breakaway fundraising event, supporting those in need within the Moreton Bay Region	\$100.00
DAKABIN STATE SCHOOL P AND C ASSOCIATION	Support towards the Spring Fete, creating opportunity for community involvement within the Moreton Bay Region	\$500.00
PINE RIVERS MUNICIPAL BRASS BAND	Support towards the Pine Rivers Municipal Brass Band, supporting community arts within the Moreton Bay Region	\$300.00
KURWONGBAH PRIMARY P AND C ASSOCIATION	Support towards the purchase of equipment, contributing to community safety within the Moreton Bay Region	\$192.50
STRATHPINE BRANCH LITTLE ATHLETICS CTR	Support towards the purchase of equipment, promoting sport, health and well-being within the Moreton Bay Region	\$1,000.00
NORTHPIKE CHRISTIAN COLLEGE	Support towards the Premier's Reading Challenge 2018, creating opportunity for community involvement within the Moreton Bay Region	\$300.00

Name of Community Organisation	Purpose of Funding	Amount
MEALS ON WHEELS PINE RIVERS & DISTRICT INC	Support towards the Meals on Wheels Day and Volunteers and Seniors Day, supporting those in need within the Moreton Bay Region	\$150.00
NORTH PINE BAPTIST SOCCER CLUB	Support towards the purchase of equipment, promoting sport and health and well-being within the Moreton Bay Region	\$250.00
U3A PINE RIVERS INC	Support towards the purchase of equipment, for the provision and promotion of services to senior citizens within the Moreton Bay Region	\$250.00
MURRUMBA STATE SECONDARY COLLEGE	Support towards the Academic Awards, supporting youth within the Moreton Bay Region	\$250.00
KURWONGBAH PRIMARY SCHOOL P AND C ASSOCIATION	Support towards the Community Movie Night, creating opportunity for community involvement within the Moreton Bay Region	\$3,000.00
PINE RIVERS MUNICIPAL BRASS BAND	Support towards the Annual Concert, creating opportunity for community involvement and supporting community arts within the Moreton Bay Region	\$100.00
MT MARIA COLLEGE PETRIE	Support towards the Annual School Awards, supporting youth within the Moreton Bay Region	\$300.00
ENCIRCLE LTD	Support towards the Anti-Poverty Breakfast, creating opportunity for community involvement and supporting those in need within the Moreton Bay Region	\$100.00
TAIWHANAKE YOUTH ACADEMY INC	Support towards the Sport and Culture Awards event, promoting sport, health and well-being and supporting youth within the Moreton Bay Region	\$150.00
THE WATERBROOK CHURCH	Support towards the Community Christmas Carols, creating opportunity for community involvement within the Moreton Bay Region	\$1,000.00
BRIBIE ISLAND COMMUNITY ARTS SOCIETY INC	Support towards the purchase of equipment for facility improvements	\$150.00
DAKABIN STATE HIGH SCHOOL	Support towards the School Awards, creating opportunity for community involvement within the Moreton Bay Region	\$70.00
PINE RIVERS JUNIOR LEAGUE CLUB INC	Support towards the Presentation Day, promoting sport, health and well-being within the Moreton Bay Region	\$250.00
PINE RIVERS KOALA CARE ASSOCIATION INC	Support towards the purchase of equipment, improving the environment within the Moreton Bay Region	\$500.00
ENCIRCLE LTD	Support towards the provision of services and assistance to those in need within the Moreton Bay Region	\$150.00
THE SMITH FAMILY	Support towards the Learning for Life program, supporting disadvantaged youth within the Moreton Bay Region	\$100.00
NORTH PINE BAPTIST SOCCER CLUB	Support towards the purchase of equipment, promoting sport, health and well-being within the Moreton Bay Region	\$250.00
MURRUMBA CELTIC PIPES AND DRUMS INC	Support towards the purchase of equipment, supporting community arts and creating opportunity for community involvement within the Moreton Bay Region	\$145.45
LAWNTON SWIM CLUB	Support towards the Australia Day event, creating opportunity for community involvement within the Moreton Bay Region	\$5,000.00
PINE RIVERS JUNIOR LEAGUE CLUB INC	Support towards the 2019 Pine Shire Cup, promoting sport, health and well-being within the Moreton Bay Region and creating opportunity for community involvement	\$500.00
CITIPOINTE PINE RIVERS	Support towards the community Christmas Carols event, creating opportunity for community involvement within the Moreton Bay Region	\$1,000.00
LIONS CLUB OF NARANGBA	Support towards the Narangba Community Carols, creating opportunity for community involvement within the Moreton Bay Region	\$250.00
KALLANGUR MEMORIAL BOWLS CLUB INC	Support towards the Brisbane Northside Arm Bowlers Association event, creating opportunity for community involvement and promoting sport, health and well-being within the Moreton Bay Region	\$100.00
ALBANY CREEK MASTERS SWIMMING CLUB INC	Support towards the Masters Swimming Queensland event, creating opportunity for community involvement and promoting sport, health and well-being within the Moreton Bay Region	\$50.00
NORTH PINE SPORTS CLUB INC	Support towards the purchase of equipment, promoting sport, health and well-being within the Moreton Bay Region	\$1,000.00

Name of Community Organisation	Purpose of Funding	Amount
KALLANGUR MEMORIAL BOWLS CLUB	Support towards the Patrons Day Lawn Bowls event, creating opportunity for community involvement and promoting sport, health and well-being within the Moreton Bay Region	\$350.00
METRO NORTH HOSPITAL AND HEALTH SERVICE - CABOOLTURE HOSPITAL	Support towards the indigenous community touch football competition, creating opportunity for community involvement and promoting sport, health and well-being within the Moreton Bay Region	\$50.00
YAMALAI NGOPUN ATSI INC	Support towards the purchase of equipment, promoting sport, health and well-being within the Moreton Bay Region	\$50.00
RAAF ASSOCIATION PINE RIVERS AND SANDGATE	Support towards the commemoration of the 75th anniversary of the spitfire crash at Merv Ewart Reserve, creating opportunity for community involvement within the Moreton Bay Region	\$500.00
U3A PINE RIVERS INC	Support towards the Volunteers Tribute Lunch, creating opportunity for community involvement and supporting senior citizens within the Moreton Bay Region	\$150.00
MORETON BAY FILM CREATORS' NETWORK INC	Support towards website design and resources, supporting community arts within the Moreton Bay Region	\$50.00
LIONS CLUB OF KALLANGUR INC	Support towards the purchase of equipment, providing information to the local community	\$616.00
CRIME STOPPERS QLD LTD	Support towards Crime Stoppers Pine Rivers, supporting community safety within the Moreton Bay Region	\$200.00
PINE RIVERS CRICKET ASSOCIATION	Support towards the Summer Presentation Awards, creating opportunity for community involvement and promoting sport, health and well-being within the Moreton Bay Region	\$500.00
PINE RIVERS RSL SUB BRANCH	Support towards the Gunfire Breakfast, creating opportunity for community involvement within the Moreton Bay Region	\$50.00
MORETON BAY FIRST AID VOLUNTEERS INC	Support towards the purchase of equipment, contributing to community safety within the Moreton Bay Region	\$50.00
BRIBIE ISLAND COMMUNITY ARTS SOCIETY INC	Support towards the Matthew Flinders Art Prize, supporting community arts within the Moreton Bay Region	\$50.00
THE SALVATION ARMY	Support towards the Red Shield Appeal, supporting those in need within the Moreton Bay Region	\$100.00
BRIBIE ISLAND COMMUNITY ARTS SOCIETY INC	Support towards Next Gen 19, supporting community arts and youth within the Moreton Bay Region	\$50.00
VINEYARD CHRISTIAN FELLOWSHIP OF PINE RIVERS INC	Support towards resources, supporting those in need within the Moreton Bay Region	\$150.00
MORETON BAY DISTRICT BOWLS ASSOCIATION INC.	Support towards the purchase of equipment for facility improvements, promoting sport, health and well-being within the Moreton Bay Region	\$100.00
AUSTRALIAN FIRST SAMOAN FULL GOSPEL PENTECOSTAL CHURCH	Support towards the Samoa Independence Day Celebration event, creating opportunity for community involvement and supporting cultural activities within the Moreton Bay Region	\$50.00
GRACE LUTHERAN PRIMARY SCHOOL	Support towards the community fete, creating opportunity for community involvement within the Moreton Bay Region	\$100.00
NARANGBA BOWLS CLUB	Support towards facility improvements to encourage promotion of sport, health and well-being within the Moreton Bay Region	\$1,000.00
PINE RIVERS AH&I ASSOCIATION	Support towards the 2019 Pine Rivers Show Woodchop event, creating opportunity for community involvement within the Moreton Bay Region	\$550.00
PINE RIVERS MUNICIPAL BRASS BAND	Support towards the annual concert, supporting community arts and culture within the Moreton Bay Region	\$200.00
NORTHPINE CHRISTIAN COLLEGE	Support towards the Premier's Reading Challenge, supporting youth within the Moreton Bay Region	\$400.00
LIONS CLUB OF NARANGBA	Support towards the Community Carols 2019 event, creating opportunity for community involvement within the Moreton Bay Region	\$400.00
ACT 1 THEATRE INC	Support towards the TheatreFest event, creating opportunity for community involvement and supporting community arts within the Moreton Bay Region	\$150.00

BRISBANE NORTHSIDE ARM BOWLERS ASSOCIATION	Support towards the purchase of equipment, promoting sport, health and well-being within the Moreton Bay Region	\$1,000.00
STRATHPINE BRANCH LITTLE ATHLETICS	Support towards the purchase of equipment, promoting sport, health and well-being within the Moreton Bay Region	\$900.00
		\$27,123.95

Cr Mick Gillam Division 8

Name of Community Organisation	Purpose of Funding	Amount
ROTARY CLUB OF PINE RIVERS	Support towards the Golf Day fundraiser, creating opportunity for community involvement within the Moreton Bay Region	\$400.00
BRAY PARK STATE SCHOOL	Support towards the Under 8's Day event, creating opportunity for community involvement within the Moreton Bay Region	\$100.00
SOUTHERN CROSS SWIMMING CLUB	Support towards the purchase of equipment, promoting sport, health and well-being within the Moreton Bay Region	\$100.00
BREAKAWAY INC	Support towards the Breakaway fundraising event, supporting those in need within the Moreton Bay Region	\$50.00
PINE RIVERS MUNICIPAL BRASS BAND	Support towards the Pine Rivers Municipal Brass Band, supporting community arts within the Moreton Bay Region	\$500.00
STRATHPINE LEAGUE MEMBERS ASSOCIATION	Support towards the 2019 Tenpin Bowling Tournament, promoting sport, health and well-being within the Moreton Bay Region	\$150.00
RAILWAY MODELLERS CLUB OF QUEENSLAND INC	Support towards the Railway Modellers Hobby Show, creating community involvement and providing information to residents within the Moreton Bay Region	\$500.00
CABOOLTURE HISTORICAL VILLAGE	Support towards the Expo 88 event, creating community involvement within the Moreton Bay Region	\$100.00
PINE RIVERS STATE HIGH SCHOOL	Support towards the Year 12 Senior Valedictory Assembly, supporting youth within the Moreton Bay Region	\$250.00
BRAY PARK STATE HIGH SCHOOL	Support towards the annual Academic Awards Night and Sporting Awards event, supporting youth within the Moreton Bay Region	\$550.00
HOLY SPIRIT SCHOOL P AND F ASSOCIATION	Support towards the Holy Spirit Community Carnival event, creating community involvement within the Moreton Bay Region	\$900.00
LAWNTON STATE SCHOOL P AND C ASSOCIATION	Support towards the Lawnton State School Musical fundraising events, creating community involvement within the Moreton Bay Region	\$100.00
HOLY SPIRIT SCHOOL	Support towards the Year 6 Graduation and Awards night, supporting youth within the Moreton Bay Region	\$70.00
PINE RIVERS MUNICIPAL BRASS BAND	Support towards the Annual Concert, creating opportunity for community involvement and supporting community arts within the Moreton Bay Region	\$100.00
GENESIS CHRISTIAN COLLEGE	Support towards the Student Awards, supporting youth within the Moreton Bay Region	\$250.00
PINE RIVERS COMMUNITY AQUATICS CLUB	Support towards the purchase of equipment, promoting sport, health and well-being within the Moreton Bay Region	\$500.00
ENCIRCLE LTD	Support towards the Anti-Poverty Breakfast, creating opportunity for community involvement and supporting those in need within the Moreton Bay Region	\$100.00
BRIBIE ISLAND COMMUNITY ARTS SOCIETY INC	Support towards the purchase of equipment for facility improvements	\$250.00
YOUTHCARE PINE RIVERS INC	Support towards the purchase of equipment for the provision of services and assistance to the local community	\$100.00
PINE RIVERS SPECIAL SCHOOL	Support towards the Student Awards, supporting youth within the Moreton Bay Region	\$250.00
PINE RIVERS SWANS AUSTRALIAN FOOTBALL CLUB INC	Support towards the purchase of equipment for facility improvements and promoting sport, health and well-being within the Moreton Bay Region	\$1,500.00
PINE RIVERS KOALA CARE ASSOCIATION INC	Support towards the purchase of equipment, improving the environment within the Moreton Bay Region	\$500.00
ENCIRCLE LTD	Support towards the provision of services and assistance to those in need within the Moreton Bay Region	\$150.00

Name of Community Organisation	Purpose of Funding	Amount
THE SMITH FAMILY	Support towards the Learning for Life program, supporting disadvantaged youth within the Moreton Bay Region	\$100.00
MURRUMBA CELTIC PIPES AND DRUMS INC	Support towards the purchase of equipment, supporting community arts and creating opportunity for community involvement within the Moreton Bay Region	\$145.45
LAWNTON SWIM CLUB	Support towards the Australia Day event, creating opportunity for community involvement within the Moreton Bay Region	\$9,000.00
PINE RIVERS JUNIOR LEAGUE CLUB INC	Support towards the 2019 Pine Shire Cup, promoting sport, health and well-being within the Moreton Bay Region and creating opportunity for community involvement	\$500.00
WANTIMA COUNTRY CLUB LTD	Support towards the Ladies 34th Birthday Guest Day, creating opportunity for community involvement and promoting sport, health and well-being within the Moreton Bay Region	\$100.00
CABOOLTURE & DISTRICT PASTORAL AGRICULTURAL & INDUSTRIAL ASSOCIATION LIMITED	Support towards the Grow-a-thon program, creating opportunity for community involvement and supporting youth within the Moreton Bay Region	\$250.00
PINE RIVERS LADIES BOWLING CLUB	Support towards the Annual Ladies Invitation Two Bowl Triples Carnival, creating opportunity for community involvement and promoting sport, health and well-being within the Moreton Bay Region	\$100.00
YAMALAI NGOPUN ATSI INC	Support towards the purchase of equipment, promoting sport, health and well-being within the Moreton Bay Region	\$200.00
STRATHPINE COMMUNITY KINDERGARTEN AND PRESCHOOL ASSOCIATION	Support towards the Kindy Carnival, creating opportunity for community involvement within the Moreton Bay Region	\$500.00
STRATHPINE COMMUNITY KINDERGARTEN AND PRESCHOOL ASSOCIATION	Support towards the purchase of equipment for facility improvements	\$500.00
U3A PINE RIVERS INC	Support towards the Volunteers Tribute Lunch, creating opportunity for community involvement and supporting senior citizens within the Moreton Bay Region	\$150.00
MORETON BAY FILM CREATORS' NETWORK INC	Support towards website design and resources, supporting community arts within the Moreton Bay Region	\$100.00
PINE RIVERS PCYC	Support towards the purchase of equipment for the provision of services and assistance to the local community	\$500.00
MORETON BAY FIRST AID VOLUNTEERS INC	Support towards the purchase of equipment, contributing to community safety within the Moreton Bay Region	\$200.00
BRIBIE ISLAND COMMUNITY ARTS SOCIETY INC	Support towards the Matthew Flinders Art Prize, supporting community arts within the Moreton Bay Region	\$50.00
GENESIS CHRISTIAN COLLEGE P & F ASSOCIATION INC	Support towards the Genesis Christian College Festival, creating opportunity for community involvement and supporting youth within the Moreton Bay Region	\$650.00
THE SALVATION ARMY	Support towards the Red Shield Appeal, supporting those in need within the Moreton Bay Region	\$100.00
BRIBIE ISLAND COMMUNITY ARTS SOCIETY INC	Support towards Next Gen 19, supporting community arts and youth within the Moreton Bay Region	\$50.00
VINEYARD CHRISTIAN FELLOWSHIP OF PINE RIVERS INC	Support towards resources, supporting those in need within the Moreton Bay Region	\$500.00
PRIMA - PINE RIVERS MUSICAL ASSOCIATION INC	Support towards Broadway Beyond 2000, supporting community arts and promoting community involvement within the Moreton Bay Region	\$2,000.00
PINE RIVERS KOALA CARE ASSOCIATION INC	Support towards the Wild Koala and Wildlife Celebration Day event, creating opportunity for community involvement and providing information within the Moreton Bay Region	\$200.00
SCRIPTURE UNION QUEENSLAND	Support towards the Helping Hope Happen event, creating opportunity for community involvement whilst supporting youth services within the Moreton Bay Region	\$100.00
PRIMA - PINE RIVERS MUSICAL ASSOCIATION INC	Support towards the purchase of equipment for facility improvements	\$200.00

Name of Community Organisation	Purpose of Funding	Amount
MORETON BAY DISTRICT BOWLS ASSOCIATION INC.	Support towards the purchase of equipment for facility improvements, promoting sport, health and well-being within the Moreton Bay Region	\$300.00
AUSTRALIAN FIRST SAMOAN FULL GOSPEL PENTECOSTAL CHURCH	Support towards the Samoa Independence Day Celebration event, creating opportunity for community involvement and supporting cultural activities within the Moreton Bay Region	\$100.00
CABOOLTURE MENS SHED INCORPORATED	Support towards the purchase of equipment for facility improvements	\$100.00
THE CABOOLTURE GEM CLUB INC	Support towards the purchase of equipment for facility improvements	\$50.00
BRISBANE NORTH REGION BASEBALL ASSOCIATION	Support towards the purchase of equipment, promoting sport, health and well-being within the Moreton Bay Region	\$200.00
PINE RIVERS KOALA CARE ASSOCIATION INC	Support towards the Wild Koala and Wildlife Celebration Day event, creating opportunity for community involvement and providing information within the Moreton Bay Region	\$500.00
PINE RIVERS AH&I ASSOCIATION	Support towards the 2019 Pine Rivers Show Woodchop event, creating opportunity for community involvement within the Moreton Bay Region	\$550.00
PINE RIVERS PONY CLUB	Support towards the Julie Adams Memorial Open Hack Day, creating opportunity for community involvement and promoting sport, health and well-being within the Moreton Bay Region	\$300.00
LAWNTON SWIM CLUB INC	Support towards the purchase of equipment for facility improvements and promoting sport, health and well-being within the Moreton Bay Region	\$500.00
PINE RIVERS MUNICIPAL BRASS BAND	Support towards the annual concert, supporting community arts and culture within the Moreton Bay Region	\$200.00
ACT 1 THEATRE INC	Support towards the TheatreFest event, creating opportunity for community involvement and supporting community arts within the Moreton Bay Region	\$150.00
		\$26,615.45

Cr Mike Charlton Division 9

Name of Community Organisation	Purpose of Funding	Amount
PICABEEN COMMUNITY ASSOCIATION INC	Support towards the purchase of equipment, supporting those in need within the Moreton Bay Region	\$500.00
BREAKAWAY INC	Support towards the Breakaway fundraising event, supporting those in need within the Moreton Bay Region	\$100.00
PINE RIVERS MUNICIPAL BRASS BAND	Support towards the Pine Rivers Municipal Brass Band, supporting community arts within the Moreton Bay Region	\$500.00
ALBANY CREEK GARDEN CLUB INC	Support towards the 2018 Albany Creek Garden Club garden competition, creating opportunity for community involvement within the Moreton Bay Region	\$200.00
STRATHPINE LEAGUE MEMBERS ASSOCIATION	Support towards the 2019 Tenpin Bowling Tournament, promoting sport, health and well-being within the Moreton Bay Region	\$150.00
RAILWAY MODELLERS CLUB OF QUEENSLAND INC	Support towards the Railway Modellers Hobby Show, creating community involvement and providing information to residents within the Moreton Bay Region	\$500.00
BRAY PARK STATE HIGH SCHOOL	Support towards the annual Academic Awards Night and Sporting Awards event, supporting youth within the Moreton Bay Region	\$150.00
HOLY SPIRIT SCHOOL P AND F ASSOCIATION	Support towards the Holy Spirit Community Carnival event, creating community involvement within the Moreton Bay Region	\$500.00
HOLY SPIRIT SCHOOL	Support towards the Year 6 Graduation and Awards night, supporting youth within the Moreton Bay Region	\$70.00
LIONS YOUTH EMERGENCY ACCOMMODATION CENTRE (PINE RIVERS) INC	Support towards Clyde House, supporting disadvantaged youth within the Moreton Bay Region	\$100.00
PINE RIVERS MUNICIPAL BRASS BAND	Support towards the Annual Concert, creating opportunity for community involvement and supporting community arts within the Moreton Bay Region	\$175.00

Name of Community Organisation	Purpose of Funding	Amount
PINE RIVERS COMMUNITY AQUATICS CLUB	Support towards the purchase of equipment, promoting sport, health and well-being within the Moreton Bay Region	\$500.00
ALBANY CREEK GYMNASTICS CLUB	Support towards the End of Year event, creating opportunity for community involvement, and promoting sport, health and well-being within the Moreton Bay Region	\$200.00
ENCIRCLE LTD	Support towards the Anti-Poverty Breakfast, creating opportunity for community involvement and supporting those in need within the Moreton Bay Region	\$100.00
BE UPLIFTED INC GALLANT GIRLS	Support towards the purchase of equipment for the provision of services and assistance to those in need in the Moreton Bay Region	\$100.00
ROTARY CLUB OF ALBANY CREEK INC	Support towards the Christmas in the Creek event, creating opportunity for community involvement within the Moreton Bay Region	\$1,000.00
PINE RIVERS KOALA CARE ASSOCIATION INC	Support towards the purchase of equipment, improving the environment within the Moreton Bay Region	\$500.00
EATONS HILL LOCAL AMBULANCE COMMITTEE	Support towards the Eatons Hill Santa 2018 event, creating opportunity for community involvement within the Moreton Bay Region	\$350.00
ENCIRCLE LTD	Support towards the provision of services and assistance to those in need within the Moreton Bay Region	\$150.00
THE SMITH FAMILY	Support towards the Learning for Life program, supporting disadvantaged youth within the Moreton Bay Region	\$250.00
MURRUMBA CELTIC PIPES AND DRUMS INC	Support towards the purchase of equipment, supporting community arts and creating opportunity for community involvement within the Moreton Bay Region	\$145.45
LAWNTON SWIM CLUB	Support towards the Australia Day event, creating opportunity for community involvement within the Moreton Bay Region	\$5,000.00
PINE RIVERS JUNIOR LEAGUE CLUB INC	Support towards the 2019 Pine Shire Cup, promoting sport, health and well-being within the Moreton Bay Region and creating opportunity for community involvement	\$500.00
LIONS CLUB OF ALBANY CREEK	Support towards the Christmas Fundraising Appeal, supporting those in need within the Moreton Bay Region	\$200.00
WANTIMA COUNTRY CLUB LTD	Support towards the Ladies 34th Birthday Guest Day, creating opportunity for community involvement and promoting sport, health and well-being within the Moreton Bay Region	\$100.00
MORETON BAY REGION INDUSTRY AND TOURISM	Support towards the Lunar New Year event, creating opportunity for community involvement within the Moreton Bay Region	\$500.00
ALBANY CREEK MASTERS SWIMMING CLUB INC	Support towards the Masters Swimming Queensland event, creating opportunity for community involvement and promoting sport, health and well-being within the Moreton Bay Region	\$200.00
EATONS HILL STATE SCHOOL P&C ASSOCIATION	Support towards the community Outdoor Movie Night, creating opportunity for community involvement within the Moreton Bay Region	\$1,000.00
ALBANY CREEK CRICKET CLUB	Support towards the Pink Stumps event, creating opportunity for community involvement within the Moreton Bay Region	\$200.00
PINE RIVERS LADIES BOWLING CLUB	Support towards the Annual Ladies Invitation Two Bowl Triples Carnival, creating opportunity for community involvement and promoting sport, health and well-being within the Moreton Bay Region	\$100.00
METRO NORTH HOSPITAL AND HEALTH SERVICE - CABOOLTURE HOSPITAL	Support towards the indigenous community touch football competition, creating opportunity for community involvement and promoting sport, health and well-being within the Moreton Bay Region	\$100.00
YAMALAI NGOPUN ATSI INC	Support towards the purchase of equipment, promoting sport, health and well-being within the Moreton Bay Region	\$500.00
U3A PINE RIVERS INC	Support towards the Volunteers Tribute Lunch, creating opportunity for community involvement and supporting senior citizens within the Moreton Bay Region	\$150.00
ALBANY CREEK STATE HIGH SCHOOL P & C	Support towards the Colour Explosion event, creating opportunity for community involvement and supporting youth within the Moreton Bay Region	\$250.00
PINE RIVERS RSL SUB BRANCH	Support towards the Gunfire Breakfast, creating opportunity for community involvement within the Moreton Bay Region	\$50.00

Name of Community Organisation	Purpose of Funding	Amount
MORETON BAY FIRST AID VOLUNTEERS INC	Support towards the purchase of equipment, contributing to community safety within the Moreton Bay Region	\$100.00
GENESIS CHRISTIAN COLLEGE P & F ASSOCIATION INC	Support towards the Genesis Christian College Festival, creating opportunity for community involvement and supporting youth within the Moreton Bay Region	\$650.00
THE SALVATION ARMY	Support towards the Red Shield Appeal, supporting those in need within the Moreton Bay Region	\$100.00
VINEYARD CHRISTIAN FELLOWSHIP OF PINE RIVERS INC	Support towards resources, supporting those in need within the Moreton Bay Region	\$500.00
MORETON BAY DISTRICT BOWLS ASSOCIATION INC.	Support towards the purchase of equipment for facility improvements, promoting sport, health and well-being within the Moreton Bay Region	\$300.00
AUSTRALIAN FIRST SAMOAN FULL GOSPEL PENTECOSTAL CHURCH	Support towards the Samoa Independence Day Celebration event, creating opportunity for community involvement and supporting cultural activities within the Moreton Bay Region	\$100.00
CABOOLTURE MENS SHED INCORPORATED	Support towards the purchase of equipment for facility improvements	\$100.00
PINE RIVERS AH&I ASSOCIATION	Support towards the 2019 Pine Rivers Show Woodchop event, creating opportunity for community involvement within the Moreton Bay Region	\$550.00
ALL SAINTS CATHOLIC PARISH ALBANY CREEK	Support towards the Albany Fair, creating opportunity for community involvement within the Moreton Bay Region	\$800.00
EATONS HILL STATE SCHOOL P&C ASSOCIATION	Support towards the SPACE Carnival 2019, creating opportunity for community involvement and promoting sport, health and well-being within the Moreton Bay Region	\$1,000.00
MORETON BAY UNITED FOOTBALL CLUB	Support towards the purchase of equipment, promoting sport, health and well-being within the Moreton Bay Region	\$3,055.00
ALBANY CREEK EXCELSIOR FOOTBALL CLUB	Support towards the purchase of equipment for facility improvements	\$3,000.00
ALBANY CREEK STATE HIGH SCHOOL P&C	Support towards the Trivia Night Fundraiser event, creating opportunity for community involvement within the Moreton Bay Region	\$500.00
ACT 1 THEATRE INC	Support towards the TheatreFest event, creating opportunity for community involvement and supporting community arts within the Moreton Bay Region	\$150.00
LEUKAEMIA FOUNDATION OF AUSTRALIA	Support towards the Albany Creek Community Group High Tea event, creating opportunity for community involvement and supporting those in need within the Moreton Bay Region	\$1,000.00
		\$26,995.45

Cr Matt Constance Division 10

Name of Community Organisation	Purpose of Funding	Amount
PATRICKS ROAD STATE SCHOOL	Support towards the purchase of equipment, improving the environment within the Moreton Bay Region	\$150.00
EVERTON PHYSICAL CULTURE CLUB	Support towards the Brisbane Inter-Club competition, promoting sport, health and well-being within the Moreton Bay Region	\$200.00
PICABEEN COMMUNITY ASSOCIATION INC	Support towards Seniors Information Booklet, providing information and creating opportunity for community involvement in the Moreton Bay Region	\$200.00
PICABEEN COMMUNITY ASSOCIATION INC	Support towards the purchase of equipment, supporting those in need within the Moreton Bay Region	\$1,500.00
SOUTHERN CROSS SWIMMING CLUB	Support towards the purchase of equipment, promoting sport, health and well-being within the Moreton Bay Region	\$100.00
BREAKAWAY INC	Support towards the Breakaway fundraising event, supporting those in need within the Moreton Bay Region	\$100.00
PINE RIVERS MUNICIPAL BRASS BAND	Support towards the Pine Rivers Municipal Brass Band, supporting community arts within the Moreton Bay Region	\$300.00

Name of Community Organisation	Purpose of Funding	Amount
THE HILLS DISTRICT COMMUNITY GARDEN INC	Support towards the Hills Organic Garden Open Day, creating opportunity for community involvement within the Moreton Bay Region	\$400.00
FERNY HILLS STATE SCHOOL P AND C ASSOCIATION	Support towards the 2018 Trivia Night, creating community involvement within the Moreton Bay Region and providing support towards the purchase of equipment for facility improvements	\$150.00
GROVELY STATE SCHOOL P & C ASSOCIATION	Support towards the 'Big Spring Thing' school fete, creating community involvement and support towards the purchase of equipment for facility improvements, benefiting residents within the Moreton Bay Region	\$500.00
GOLDEN VALLEY KEPERRA LIONS CLUB INC	Support towards the Busking for the Bush event, creating community involvement for residents within the Moreton Bay Region	\$1,000.00
PINE RIVERS COMMUNITY NURSERY	Support towards revegetations projects, improving the environment within the Moreton Bay Region	\$1,500.00
MATER FOUNDATION	Support towards the Mater Foundation's Annual 'Remembering Riley High Tea' fundraising event, creating community involvement and providing information to residents within the Moreton Bay Region	\$900.00
WEST ARANA HILLS OLD BOYS ASSOCIATION INC	Support towards the Charity Golf Day fundraising event, creating community involvement and supporting those in need within the Moreton Bay Region	\$250.00
GAYTHORNE RSL SUB BRANCH	Support towards the Remembrance Day Writing Competition, supporting cultural activities and youth within the Moreton Bay Region	\$200.00
HILLS AND DISTRICTS CHAMBER OF COMMERCE	Support towards the Annual Awards event, creating opportunity for community involvement within the Moreton Bay Region	\$250.00
LIONS CLUB OF BRISBANE - BUNYA INC	Support towards the purchase of equipment for the provision of services and assistance to the local community	\$300.00
WILLMORE KINDERGARTEN AND PRESCHOOL INCORPORATED	Support towards a fundraising project, supporting children within the Moreton Bay Region	\$100.00
PINE RIVERS MUNICIPAL BRASS BAND	Support towards the Annual Concert, creating opportunity for community involvement and supporting community arts within the Moreton Bay Region	\$100.00
THE HILLS COMMUNITY CAROLS	Support towards the Hills Community Carols event, creating opportunity for community involvement within the Moreton Bay Region	\$3,000.00
THE HILLS DISTRICT COMMUNITY GARDEN INC	Support towards the purchase of equipment, creating opportunity for community involvement within the Moreton Bay Region	\$150.00
PINE HILLS FOOTBALL CLUB INC	Support towards the Chillin in the Hills' event, creating opportunity for community involvement within the Moreton Bay Region	\$1,500.00
WILLMORE KINDERGARTEN AND PRESCHOOL INCORPORATED	Support towards equipment, creating opportunity for community involvement and providing information to the local community within the Moreton Bay Region	\$500.00
BRIBIE ISLAND COMMUNITY ARTS SOCIETY INC	Support towards the purchase of equipment for facility improvements	\$250.00
PINE RIVERS KOALA CARE ASSOCIATION INC	Support towards the purchase of equipment, improving the environment within the Moreton Bay Region	\$500.00
THE SMITH FAMILY	Support towards the Learning for Life program, supporting disadvantaged youth within the Moreton Bay Region	\$250.00
MURRUMBA CELTIC PIPES AND DRUMS INC	Support towards the purchase of equipment, supporting community arts and creating opportunity for community involvement within the Moreton Bay Region	\$145.45
MORETON BAY REGION INDUSTRY AND TOURISM	Support towards the Lunar New Year event, creating opportunity for community involvement within the Moreton Bay Region	\$500.00
RSL SAMFORD SUB-BRANCH	Support towards the purchase of equipment for the provision of services and assistance to the local community	\$826.60
PRINCE OF PEACE LUTHERAN COLLEGE	Support towards the school fete, creating opportunity for community involvement within the Moreton Bay Region	\$200.00
ALBANY CREEK MASTERS SWIMMING CLUB INC	Support towards the Masters Swimming Queensland event, creating opportunity for community involvement and promoting sport, health and well-being within the Moreton Bay Region	\$200.00

Name of Community Organisation	Purpose of Funding	Amount
MORETON BAY REGION INDUSTRY AND TOURISM	Support towards the Mother's Day Music in the Park event, creating opportunity for community involvement within the Moreton Bay Region	\$3,000.00
WILLIAMS BROTHERS WISH INC	Support towards a community Movie in the Park event, creating opportunity for community involvement within the Moreton Bay Region	\$1,500.00
GUIDES QLD FERNY HILLS SUPPORT GROUP	Support towards a community Movie in the Park event, creating opportunity for community involvement within the Moreton Bay Region	\$1,000.00
PINE HILLS FOOTBALL CLUB INC	Support towards the Hills Festival Launch, creating opportunity for community involvement within the Moreton Bay Region	\$1,400.00
CRECHE & KINDERGARTEN ASSOCIATION	Support towards the purchase of equipment for facility improvements and improving the environment within the Moreton Bay Region	\$300.00
METRO NORTH HOSPITAL AND HEALTH SERVICE - CABOOLTURE HOSPITAL	Support towards the indigenous community touch football competition, creating opportunity for community involvement and promoting sport, health and well-being within the Moreton Bay Region	\$50.00
YAMALAI NGOPUN ATSI INC	Support towards the purchase of equipment, promoting sport, health and well-being within the Moreton Bay Region	\$100.00
U3A PINE RIVERS INC	Support towards the Volunteers Tribute Lunch, creating opportunity for community involvement and supporting senior citizens within the Moreton Bay Region	\$50.00
MORETON BAY FILM CREATORS' NETWORK INC	Support towards website design and resources, supporting community arts within the Moreton Bay Region	\$100.00
WEST ARANA HILLS RUGBY LEAGUE FOOTBALL CLUB	Support towards the Movie in the Park event, creating opportunity for community involvement within the Moreton Bay Region	\$2,500.00
ALBANY CREEK STATE HIGH SCHOOL P & C	Support towards the Colour Explosion event, creating opportunity for community involvement and supporting youth within the Moreton Bay Region	\$250.00
MORETON BAY FIRST AID VOLUNTEERS INC	Support towards the purchase of equipment, contributing to community safety within the Moreton Bay Region	\$100.00
BRIBIE ISLAND COMMUNITY ARTS SOCIETY INC	Support towards the Matthew Flinders Art Prize, supporting community arts within the Moreton Bay Region	\$50.00
THE SALVATION ARMY	Support towards the Red Shield Appeal, supporting those in need within the Moreton Bay Region	\$100.00
BRIBIE ISLAND COMMUNITY ARTS SOCIETY INC	Support towards Next Gen 19, supporting community arts and youth within the Moreton Bay Region	\$50.00
MORETON BAY DISTRICT BOWLS ASSOCIATION INC.	Support towards the purchase of equipment for facility improvements, promoting sport, health and well-being within the Moreton Bay Region	\$100.00
CABOOLTURE MENS SHED INCORPORATED	Support towards the purchase of equipment for facility improvements	\$100.00
BRISBANE NORTH REGION BASEBALL ASSOCIATION	Support towards the purchase of equipment, promoting sport, health and well-being within the Moreton Bay Region	\$100.00
ALL SAINTS CATHOLIC PARISH ALBANY CREEK	Support towards the Albany Fair, creating opportunity for community involvement within the Moreton Bay Region	\$300.00
HILLS AND DISTRICTS CHAMBER OF COMMERCE	Support towards the provision of services and assistance by various community groups, supporting youth within the Moreton Bay Region as well as inclusiveness within the community	\$1,500.00
THE GOOD CHOICE PROJECT	Support towards the Gala Day at Albany Creek Junior Rugby League Club, creating opportunity for community involvement and promoting sport, health and well-being within the Moreton Bay Region	\$270.00
		\$29,142.05

Cr Darren Grimwade Division 11

Name of Community Organisation	Purpose of Funding	Amount
MT NEBO STATE SCHOOL P AND C ASSOCIATION	Support towards the Parkour Workshops, promoting health and well-being within the Moreton Bay Region	\$500.00
SAMFORD RIDING FOR THE DISABLED INC	Support towards the purchase of equipment for the provision of services and assistance to the local community	\$1,500.00
BREAKAWAY INC	Support towards the Breakaway fundraising event, supporting those in need within the Moreton Bay Region	\$50.00
SAMFORD SUPPORT NETWORK INC	Support towards the 2018 Samford Fun Run event, creating opportunity for community involvement within the Moreton Bay Region	\$500.00
DAYBORO WAR MEMORIAL COMMITTEE	Support towards the Remembrance Day Service and Celebration Concert, creating community involvement within the Moreton Bay Region	\$1,000.00
MEALS ON WHEELS PINE RIVERS & DISTRICT INC	Support towards the Meals on Wheels Day and Volunteers and Seniors Day, supporting those in need within the Moreton Bay Region	\$200.00
DAYBORO & DISTRICT AMATEUR SWIMMING CLUB	Support towards the purchase of equipment, promoting sport and health and well-being within the Moreton Bay Region	\$500.00
MOUNT SAMSON PRIMARY P AND C ASSOCIATION	Support towards the purchase of equipment for facility improvements	\$1,000.00
DAYBORO AND DISTRICTS PROGRESS ASSOCIATION INCORPORATED	Support towards the production of the 2019 Calendar, providing information to the local community	\$460.00
PINE RIVERS MUNICIPAL BRASS BAND	Support towards the Annual Concert, creating opportunity for community involvement and supporting community arts within the Moreton Bay Region	\$100.00
SAMFORD DISTRICT BOWLS CLUB INC	Support towards the Village Bowl competitions, creating opportunity for community involvement and promoting sport, health and well-being within the Moreton Bay Region	\$800.00
MT NEBO RESIDENTS ASSOCIATION INCORPORATED	Support towards the purchase of equipment, promoting sport, health and well-being within the Moreton Bay Region	\$700.00
DAYBORO AGRICULTURAL HORTICULTURAL & INDUSTRIAL ASSOCIATION	Support towards the 2018 Dayboro Show, creating opportunity for community involvement and providing information to the local community	\$300.00
SCRIPTURE UNION QUEENSLAND	Support towards the Splash Out Moreton North Camp event, supporting youth within the Moreton Bay Region	\$375.00
PINE RIVERS KOALA CARE ASSOCIATION INC	Support towards the purchase of equipment, improving the environment within the Moreton Bay Region	\$500.00
NARANGBA VALLEY NOVAS NETBALL CLUB INC	Support towards the purchase of equipment, promoting sport, health and well-being within the Moreton Bay Region	\$1,000.00
DAYBORO AND DISTRICTS PROGRESS ASSOCIATION INCORPORATED	Support towards the 'Swaggies Christmas' event, creating opportunity for community involvement within the Moreton Bay Region	\$500.00
SAMFORD STATE SCHOOL	Support towards the School Awards, supporting youth within the Moreton Bay Region	\$100.00
THE SMITH FAMILY	Support towards the Learning for Life program, supporting disadvantaged youth within the Moreton Bay Region	\$100.00
MURRUMBA CELTIC PIPES AND DRUMS INC	Support towards the purchase of equipment, supporting community arts and creating opportunity for community involvement within the Moreton Bay Region	\$145.45
LIONS CLUB OF SAMFORD INC	Support towards the Children of Courage Awards, supporting youth within the Moreton Bay Region	\$250.00
SAMFORD LEO CLUB	Support towards a fundraising project, supporting those in need within the Moreton Bay Region	\$200.00
DAYBORO LIONS CLUB INC	Support towards the Samsonvale Christmas event, creating opportunity for community involvement within the Moreton Bay Region	\$200.00
PINE RIVERS JUNIOR LEAGUE CLUB INC	Support towards the 2019 Pine Shire Cup, promoting sport, health and well-being within the Moreton Bay Region and creating opportunity for community involvement	\$500.00

Name of Community Organisation	Purpose of Funding	Amount
DAYBORO COMBINED CHURCHES	Support towards the community Christmas Carols event, creating opportunity for community involvement within the Moreton Bay Region	\$250.00
LIONS CLUB OF SAMFORD INC	Support towards the Samford Charity Night, creating opportunity for community involvement and supporting those in need within the Moreton Bay Region	\$500.00
LIONS CLUB OF NARANGBA	Support towards the Narangba Community Carols, creating opportunity for community involvement within the Moreton Bay Region	\$500.00
DAYBORO LADIES BOWLING CLUB INC	Support towards the Financial Day event, creating opportunity for community involvement, promoting sport, health and well-being within the Moreton Bay Region	\$200.00
RSL SAMFORD SUB-BRANCH	Support towards the purchase of equipment for the provision of services and assistance to the local community	\$826.80
ROTARY CLUB OF SAMFORD VALLEY	Support towards the Australian Citizenship Ceremony event, creating opportunity for community involvement within the Moreton Bay Region	\$250.00
ROTARY CLUB OF CABOOLTURE	Support towards the Rotary RYDA Road Safety Awareness school program, providing information and contributing to community safety within the Moreton Bay Region	\$250.00
NARANGBA AUSTRALIAN FOOTBALL CLUB	Support towards the purchase of equipment, promoting sport, health and well-being within the Moreton Bay Region	\$150.00
DAYBORO STATE SCHOOL	Support towards the Sunday Funday event, creating opportunity for community involvement and promoting sport, health and well-being within the Moreton Bay Region	\$3,000.00
METRO NORTH HOSPITAL AND HEALTH SERVICE - CABOOLTURE HOSPITAL	Support towards the indigenous community touch football competition, creating opportunity for community involvement and promoting sport, health and well-being within the Moreton Bay Region	\$100.00
U3A PINE RIVERS INC	Support towards the Volunteers Tribute Lunch, creating opportunity for community involvement and supporting senior citizens within the Moreton Bay Region	\$50.00
MORETON BAY FILM CREATORS	Support towards website design and resources, supporting community arts within the Moreton Bay Region	\$100.00
SAMFORD AND DISTRICT SHOW SOCIETY	Support towards the Samford Show, creating opportunity for community involvement and supporting community arts within the Moreton Bay Region	\$300.00
SAMFORD AMATEUR SWIMMING CLUB INC	Support towards the Swimming Queensland winter carnival, creating opportunity for community involvement and promoting sport, health and well-being within the Moreton Bay Region	\$1,000.00
CABOOLTURE 10 NEIGHBOURHOOD WATCH INC	Support towards the Clean-up Australia Day and Membership Drive, creating opportunity for community involvement, and improving the environment within the Moreton Bay Region	\$250.00
NARANGBA DEMONS BASEBALL CLUB INC	Support towards the End of Season Presentation event, creating opportunity for community involvement and promoting sport, health and well-being within the Moreton Bay Region	\$200.00
PINE RIVERS PONY CLUB INC	Support towards the Sporting Gymkhana event, creating opportunity for community involvement and promoting sport, health and well-being within the Moreton Bay Region	\$500.00
MORETON BAY FIRST AID VOLUNTEERS INC	Support towards the purchase of equipment, contributing to community safety within the Moreton Bay Region	\$100.00
THE SALVATION ARMY	Support towards the Red Shield Appeal, supporting those in need within the Moreton Bay Region	\$100.00
SAMFORD EQUESTRIAN GROUP INC	Support towards the purchase of equipment for facility improvements	\$2,000.00
VINEYARD CHRISTIAN FELLOWSHIP OF PINE RIVERS INC	Support towards resources, supporting those in need within the Moreton Bay Region	\$50.00
SAMFORD AREA MEN'S SHED INC	Support towards the purchase of equipment for facility improvements	\$750.00
SCRIPTURE UNION QUEENSLAND	Support towards the Helping Hope Happen event, creating opportunity for community involvement whilst supporting youth services within the Moreton Bay Region	\$100.00
MORETON BAY DISTRICT BOWLS ASSOCIATION INC.	Support towards the purchase of equipment for facility improvements, promoting sport, health and well-being within the Moreton Bay Region	\$250.00

Name of Community Organisation	Purpose of Funding	Amount
GRACE LUTHERAN PRIMARY SCHOOL	Support towards the community fete, creating opportunity for community involvement within the Moreton Bay Region	\$50.00
BRISBANE NORTH REGION BASEBALL ASSOCIATION	Support towards the purchase of equipment, promoting sport, health and well-being within the Moreton Bay Region	\$100.00
PINE RIVERS PONY CLUB	Support towards the Julie Adams Memorial Open Hack Day Horseriding event, creating opportunity for community involvement and promoting sport, health and well-being within the Moreton Bay Region	\$300.00
NARANGBA VALLEY NOVAS NETBALL CLUB INC	Support towards the End of Season Gala event, creating opportunity for community involvement and promoting sport, health and well-being within the Moreton Bay Region	\$500.00
YMCA BRISBANE	Support towards the 3rd Annual Animal Expo, providing information to the local community and creating opportunity for community involvement within the Moreton Bay Region	\$1,000.00
MOUNT GLORIOUS COMMUNITY ASSOCIATION INC	Support towards the Art with Attitude exhibition, supporting community arts and cultural activities within the Moreton Bay Region	\$1,500.00
SAMFORD STATE SCHOOL P AND C ASSOCIATION	Support towards the Spring Festival event, creating opportunity for community involvement within the Moreton Bay Region	\$600.00
AMPUTEES AND FAMILIES SUPPORT GROUP QLD	Support towards the Music for a Winter Solstice event, supporting the needs of particular groups and creating opportunity for community involvement within the Moreton Bay Region	\$200.00
MILLEN FARM LTD	Support towards the Family Fun Day event, providing information and creating opportunity for community involvement within the Moreton Bay Region	\$350.00
LIONS CLUB OF NARANGBA	Support towards the Community Carols 2019 event, creating opportunity for community involvement within the Moreton Bay Region	\$600.00
		\$28,457.25

Cr Adrian Raedel Division 12

Name of Community Organisation	Purpose of Funding	Amount
TOP OF THE RANGE RC CLUB INC	Support towards the purchase of equipment for facility improvements	\$3,000.00
MORAYFIELD AND DISTRICT LIONESS CLUB	Support towards the Combined Services Dinner event for Officers of the Local Emergency Services, creating opportunity for community involvement within the Moreton Bay Region	\$200.00
CABOOLTURE ORCHID SOCIETY INC	Support towards the Annual Winter Orchid Show, creating opportunity for community involvement within the Moreton Bay Region	\$250.00
BREAKAWAY INC	Support towards the Breakaway fundraising event, supporting those in need within the Moreton Bay Region	\$100.00
LIONS CLUB OF MORAYFIELD AND DISTRICT	Support towards the purchase of equipment for facility improvements	\$6,000.00
WOODFORD STATE SCHOOL P AND C ASSOCIATION	Support towards the Spring Fair, creating opportunity for community involvement within the Moreton Bay Region	\$1,200.00
CARTMILL COMMUNITY CENTRE	Support towards the purchase of equipment for Burpengary Riding for the Disabled Association for the provision of services and assistance to those in need within the Moreton Bay Region	\$1,000.00
LIONS CLUB OF WAMURAN INC	Support towards the Australia Day concert, creating community involvement within the Moreton Bay Region	\$3,000.00
WOODFORD COMMUNITY ART GROUP INC	Support towards the Woodford Community Art Group and Gallery Exhibition, creating community involvement and supporting community arts within the Moreton Bay Region	\$1,000.00
CABOOLTURE GOLF CLUB INC	Support towards the Charity Golf Day event, creating community involvement and supporting those in need within the Moreton Bay Region	\$75.00

Name of Community Organisation	Purpose of Funding	Amount
CABOOLTURE MEALS ON WHEELS	Support towards the Volunteer Christmas event, creating opportunity for community involvement within the Moreton Bay Region	\$300.00
STANLEY RIVER FOOTBALL CLUB	Support towards the purchase of equipment for facility improvements	\$3,000.00
HOMESTEAD COUNTRY MUSIC ASSOCIATION INC	Support towards the Country Music and Junior Talent Expo, creating opportunity for community involvement and supporting community arts within the Moreton Bay Region	\$2,000.00
BELLMERE STATE SCHOOL	Support towards the School Awards, supporting youth within the Moreton Bay Region	\$80.00
BRIBIE ISLAND COMMUNITY ARTS SOCIETY INC	Support towards the purchase of equipment for facility improvements	\$400.00
LIONS CLUB OF WAMURAN	Support towards the Wamuran Community Santa Sleigh, creating opportunity for community involvement within the Moreton Bay Region	\$700.00
BRIBIE ISLAND AND DISTRICT COMMUNITY APPEAL	Support towards the New Years Eve event, creating opportunity for community involvement within the Moreton Bay Region	\$1,000.00
MURRUMBA CELTIC PIPES AND DRUMS INC	Support towards the purchase of equipment, supporting community arts and creating opportunity for community involvement within the Moreton Bay Region	\$145.45
MT MEE SPORTS ASSOCIATION INC	Support towards the purchase of equipment, promoting sport, health and well-being within the Moreton Bay Region	\$2,500.00
STANLEY RIVER JUNIOR RUGBY LEAGUE CLUB	Support towards the Family Fun Night, creating opportunity for community involvement and promoting sport, health and well-being within the Moreton Bay Region	\$400.00
ROTARY CLUB OF CABOOLTURE	Support towards the Rotary RYDA Road Safety Awareness school program, providing information and contributing to community safety within the Moreton Bay Region	\$1,000.00
NARANGBA AUSTRALIAN FOOTBALL CLUB	Support towards the purchase of equipment, promoting sport, health and well-being within the Moreton Bay Region	\$150.00
SPIDERS BOXING CLUB INC	Support towards the Stage 1 community opening of the Caboolture to Wamuran Rail Trail, creating opportunity for community involvement within the Moreton Bay Region	\$150.00
CABOOLTURE & DISTRICT PASTORAL AGRICULTURAL & INDUSTRIAL ASSOCIATION LIMITED	Support towards the Grow-a-thon program, creating opportunity for community involvement and supporting youth within the Moreton Bay Region	\$200.00
METRO NORTH HOSPITAL AND HEALTH SERVICE - CABOOLTURE HOSPITAL	Support towards the indigenous community touch football competition, creating opportunity for community involvement and promoting sport, health and well-being within the Moreton Bay Region	\$50.00
YAMALAI NGOPUN ATSI INC	Support towards the purchase of equipment, promoting sport, health and well-being within the Moreton Bay Region	\$100.00
MORETON BAY FILM CREATORS' NETWORK INC	Support towards website design and resources, supporting community arts within the Moreton Bay Region	\$200.00
BURPENGARY PONY CLUB INC	Support towards the Sporting Gymkhana event, creating opportunity for community involvement and promoting sport, health and well-being within the Moreton Bay Region	\$325.00
WOODFORD AGRICULTURAL PASTORAL AND INDUSTRIAL ASSOCIATION INC	Support towards the Show Ball, creating opportunity for community involvement within the Moreton Bay Region	\$200.00
LIONS CLUB OF MORAYFIELD AND DISTRICT	Support towards the Children of Courage Awards 2019 event, creating opportunity for community involvement and supporting youth within the Moreton Bay Region	\$125.00
SCRIPTURE UNION QUEENSLAND	Support towards the Helping Hope Happen event, creating opportunity for community involvement whilst supporting youth services within the Moreton Bay Region	\$500.00
MORETON BAY DISTRICT BOWLS ASSOCIATION INC.	Support towards the purchase of equipment for facility improvements, promoting sport, health and well-being within the Moreton Bay Region	\$100.00
CABOOLTURE MENS SHED INCORPORATED	Support towards the purchase of equipment for facility improvements	\$200.00
THE CABOOLTURE GEM CLUB INC	Support towards the purchase of equipment for facility improvements	\$50.00
SOUTH BURNETT KARATE ASSOCIATION INC	Support towards the International Sports Karate Association Brisbane Open event, creating opportunity for community involvement and promoting sport, health and well-being within the Moreton Bay Region	\$100.00
		\$29,800.45

ACCOUNTABILITY

The Local Government Regulation 2012 requires relevant Registers of Interests pertaining to Councillors, relevant officers and related persons to be maintained by the Chief Executive Officer, and that the Chief Executive Officer's Register of Interests to be maintained by the Mayor.

In accordance with the *Local Government Act 2009*, Councillors must declare any material personal interest in matters brought before council and leave the meeting when the matter is being considered and voted on. Councillors are also required to disclose any personal conflicts of interest, real or perceived, in an issue being considered, or about to be considered, at a meeting. The Councillor must inform the meeting stating the nature of the conflict and how the Councillor intends to deal with the conflict, by leaving or remaining in the meeting.

Under the Local Government Regulation 2012, Councillors, relevant officers and related persons must declare any gift, or all gifts totalling more than \$500 in amount or value in their respective register of interests. In accordance with council's Gifts, Sponsored Hospitality Benefits, Awards & Prizes Policy, council employees must declare any gifts received over \$100 in value.

A copy of the Councillors' Registers of Interests can be viewed at www.moretonbay.qld.gov.au

COMPLAINTS MANAGEMENT PROCESS – ADMINISTRATIVE ACTION COMPLAINTS

Council has adopted a Complaints Process - Administrative Action Complaints Policy to effectively manage all administrative action complaints about its actions and decisions from receipt to resolution. The following principles are followed to ensure fairness when council conducts an investigation of a complaint:

- Procedural fairness/natural justice is to be applied;
- The establishment and maintenance of a complete document trail as it may be required to facilitate an external review by the Office of the Queensland Ombudsman;
- Where appropriate, the civil standard of proof applies for administrative action complaint investigations. This means that for a complaint to be upheld, it must have been determined that it is a more likely outcome in the circumstances; and
- Confidentiality about the investigation must be maintained to the extent that it can reasonably be achieved, subject to other legal requirements about the disclosure of information.

Council recognises that it must be open and accountable for the decisions it makes. Council has implemented a complaints management process to ensure administrative action complaints are proactively managed from receipt to resolution. Complaints are dealt with by Council's Complaints Officer as appointed by the Chief Executive Officer. Council is committed to ensuring that information received as part of the complaints process is used to respond to complaint trends.

Information about council's administrative action complaints process is set out at www.moretonbay.qld.gov.au/Council/Governance/Complaints-Process

Council maintains a Complaints Register with details regarding the outcomes of complaints. This register is reviewed in relation to the type of complaints and resolution rates.

There were 4 complaints carried over from the 2017/18 financial year.

There were 14 complaints made under the Complaints Process - Administrative Action Complaints Policy during 2018/19.

There were 14 complaints resolved under the Complaints Process - Administrative Action Complaints Policy during 2018/19.

4 complaints made in the 2018/19 financial year remained outstanding under the Complaints Process - Administrative Action Complaints Policy at the end of 2018/19.

There were no complaints outstanding from the previous financial year under the Complaints Process - Administrative Action Complaints Policy at the end of 2018/19.

Registers

Under section 190(f) of the Local Government Regulation 2012, the following is a list of registers required to be kept in accordance with the *Local Government Act 2009* and Local Government Regulation 2012:

- Local Laws register
- Roads Map and register
- Register of cost-recovery fees
- Asset register
- Councillor Conduct Register (Chapter 5A Part 6 Division 1 s150DX Local Government Act 2009)
- Delegations Register - Council to CEO and CEO to Officer/Contractor
- Registers of interests
- Register of business activities to which the competitive neutrality principle applies.

COMPETITIVE NEUTRALITY

In accordance with section 48 of the *Local Government Act 2009*, council is required to adopt a process for resolving competitive neutrality complaints. The process must deal with resolving concerns prior to a formal complaint being made (preliminary review process). Concerns that cannot be resolved after a genuine attempt has been made can become a formal complaint that will be referred to the Queensland Competition Authority as council's appointed referee for investigating and reporting on competitive neutrality complaints about the council's business activities.

Council has adopted a Competitive Neutrality Complaints Policy in order to provide a process for resolving these complaints. Council received no investigation notices for complaints and references during this financial year. As a result, there were no referrals to the Queensland Competition Authority.

REGIONAL, SUB-REGIONAL AND INTERGOVERNMENTAL RELATIONSHIPS

As part of their duties, the Mayor, Councillors and council employees meet with other local authorities and government agencies to foster regional cooperation on issues affecting South East Queensland.

POLICIES

REIMBURSEMENT OF EXPENSES AND PROVISION OF FACILITIES FOR COUNCILLORS

Councillors should be reimbursed for reasonable expenses they incur in carrying out their responsibilities and need reasonable facilities to undertake their responsibilities efficiently and effectively.

Where the Council reimburses expenses incurred or provides facilities the payment or provision must be:

- In accordance with the Law;
- Prudent, responsible and acceptable to the community; and
- Subject to budget provisions.

PROVISION OF FACILITIES

Councillors will be provided with the following facilities, as determined appropriate by the CEO, for use in undertaking their responsibilities as Councillors:

- An office with access to a shared multi-functional device and paper shredder;
- Administrative support;
- A smartphone;
- A tablet and laptop computer with desktop terminal, keyboard, mouse and monitor;
- Remote access to Council's network and the internet;
- A home printer;
- Stationery;
- Publications, copies of relevant legislation, books and journals related to council's business operations and local government generally;
- Corporate clothing including jackets, shirts, skirts, trousers, ties and scarves etc., to the value of \$700 per term;
- Name badges and any safety equipment;
- A fully maintained motor vehicle subject to the Council's Motor Vehicle Policy; and
- A dedicated council telephone at the Mayor's principal place of residence.

PROVISION OF FACILITIES

Council recognises the value of professional development for Councillors to assist in the performance of their responsibilities. With appropriate authorisation, Councillors can attend a range of professional development opportunities including conferences, workshops, seminars, study tours, other similar events and the acquisition of related resources.

RATES CONCESSIONS

Council offers a range of rates concessions in support of a fair and equitable rates system. In considering the application of concessions, the council is guided by the principles of:

- Equity – acknowledging the different levels of capacity to pay;
- Accountability – making decisions and acknowledging the effects of those decisions;
- Transparency – making clear the availability of concessions and eligibility requirements;
- Flexibility – responding where possible to unforeseen changes in the local economy;
- Fairness – taking into consideration the circumstances that lead up to the application for a concession; and
- Sustainability – long-term planning to ensure the financial sustainability of concessions.

For the financial year ending 30 June 2019 the council exercised its power to grant a concession for rates or charges under the Local Government Regulation 2012, Chapter 4, part 10 - Concessions, in the following ways:

Council Pensioner Rebate

Subject to the eligibility criteria, property owners in receipt of a maximum rate of pension were entitled to receive a partial rebate from council on their general rate and charges levied on the land in the amount equivalent to 50 per cent of the total levy up to the maximum rebate per annum, granted on a quarterly pro-rata basis, as outlined in council's Revenue Statement 2018/19.

State Government Subsidy

Subject to the eligibility criteria, property owners in receipt of a pension were entitled to a partial rebate on their general rate and charges levied on the land in the amount prescribed under the Queensland Government Pensioner Rate Subsidy Scheme.

Voluntary Conservation Agreements

The council offered a partial rebate to property owners who entered into a voluntary conservation agreement in accordance with council policy.

Community Organisations

The council offered a rebate towards rates and charges to community organisations in accordance with the council's Donations in Lieu of Rates and Charges Levied by Council and Unitywater Policy.

SPECIAL CHARGES

In accordance with section 94(1)(b)(i) of the *Local Government Act 2009*, council levied a number of special charges for the 2018/19 financial year. A summary of special charges is provided below.

Further information on the special charges for the 2018/19 financial year is available in council's budget, accessible online at www.moretonbay.qld.gov.au

Rural Fire Brigade Special Charge

Council made and levied the Rural Fire Brigade Special Charge on all rateable land within the Moreton Bay Regional Council local government area identified by the gazetted Rural Fire Board area maps for those rural fire boards listed below:

Rural fire boards:

- Booroobin Rural Fire Brigade
- Bellthorpe Rural Fire Brigade
- Clear Mountain Rural Fire Brigade
- Closeburn/Cedar Creek Rural Fire Brigade
- Dayboro and District Rural Fire Brigade
- Delaney's Creek Rural Fire Brigade
- Donnybrook Town Rural Fire Brigade
- Elimbah Rural Fire Brigade
- Meldale Rural Fire Brigade
- Mount Mee Rural Fire Brigade
- Mount Nebo Rural Fire Brigade
- Narangba West Rural Fire Brigade
- Ocean View Rural Fire Brigade
- Rocksberg-Moorina Rural Fire Brigade
- Samford Rural Fire Brigade
- Samsonvale Rural Fire Brigade
- Stanmore District Rural Fire Brigade
- Stony Creek Rural Fire Brigade
- Toorbul Rural Fire Brigade
- Villeneuve Neurum (part) Rural Fire Brigade
- Wamuran Rural Fire Brigade

The special charge raised \$280,693 in the 2018/19 financial year to assist with the costs associated with maintaining a rural fire service in these areas.

Rural Recycling and Waste Management Special Charge

Council made and levied the Rural Recycling and Waste Management Special Charge on rateable land that is used, at least partially, for residential purposes and which is improved land not being subject to a waste management utility charge. The purpose of this charge is to assist in meeting the costs associated with the provision and management of recycling and waste disposal facilities.

The special charge raised \$368,041 in the 2018/19 financial year.

Commercial Waste Management Special Charge

Council made and levied the Commercial Waste Management Special Charge on rateable land that is used for commercial purposes and which was improved land not subject to a waste management utility charge. The purpose of this charge is to assist in meeting the costs associated with the provision and management of waste disposal facilities.

The special charge raised \$312,765 in the 2018/19 financial year.

North Lakes Enhanced Services Special Charge

Council made and levied the North Lakes Enhanced Services Special Charge on all rateable land within the suburb of North Lakes. The parks, public areas, road reserves, street furniture and park infrastructure in this area require higher maintenance levels than comparable facilities across the region due to the type, quality and number of facilities provided.

The special charge raised \$1,077,045 in the 2018/19 financial year for the cost associated with the provision of this higher level of maintenance.

Newport Canal Maintenance Special Charge

Council made and levied the Newport Canal Maintenance Special Charge on rateable land applicable for the purpose of funding works for preserving, maintaining and keeping clean and navigable the canals at Newport Waterways.

The special charge applied to properties in the suburb of Newport with canal frontage. This area included lots in community titles schemes where the scheme land has canal frontage, and the whole of the Newport Waterways Marina complex which is on multiple titles but is a single canal-front entity in terms of land use.

The special charge raised \$959,377 with \$29,507 being spent in the 2018/19 financial year.

Pacific Harbour Canal Maintenance Special Charge

Council made and levied the Pacific Harbour Canal Maintenance Special Charge on the rateable land applicable for the purpose of funding works for preserving, maintaining and keeping clean and navigable the canals and associated public infrastructure at Pacific Harbour.

The special charge applied to properties in the Pacific Harbour estate with canal frontage. This includes lots in a community titles scheme where the scheme land has canal frontage, and the whole of the Pacific Harbour Marina complex. The whole area is precisely delineated on a map prepared and adopted by the council for this purpose.

The special charge raised \$474,752 with \$3,898 being spent in the 2018/19 financial year.

Bribie Gardens Canal Maintenance Special Charge

Council made and levied the Bribie Gardens Canal Maintenance Special Charge on the rateable land applicable for the purpose of funding works for preserving, maintaining and keeping clean and navigable the canals and preserving and maintaining the lock and weir at Bribie Gardens.

The special charge applied to properties in the Bribie Gardens estate with canal frontage regardless of whether they are located in front of or behind the lock and weir. To avoid confusion, this included lots in community titles schemes where the scheme land has canal frontage. The whole area is precisely delineated on a map prepared and adopted by the Council for this purpose.

The special charge raised \$195,739 with \$84,925 being spent in the 2018/19 financial year.

Redcliffe Aerodrome Special Charge

Council made and levied the Redcliffe Aerodrome Special Charge on the rateable land identified below for the purpose of funding works for the operation, maintenance, repair and upgrading of Redcliffe Aerodrome.

The special charge is levied on rateable properties comprising the leased private, business or commercial sites adjacent to Redcliffe Aerodrome. As the Redcliffe Aerodrome is not a commercial airport, the primary use of and benefit from the operation, maintenance and upgrading of the aerodrome is conferred upon the private air transport and aviation-related businesses which occupy premises within the aerodrome boundaries. The level of this special charge has been set by council to reflect sufficient and equitable contributions by these property owners to the cost of providing both operational and capital works and services at the aerodrome.

The special charge raised \$122,950 in the 2018/19 financial year.

CEO ASSESSMENT OF COUNCIL'S PERFORMANCE

Council's strategic and operational goals are contained in its Corporate Plan 2017-2022 and Operational Plan 2018/19. These plans also contain key performance indicators that measure council's progress towards achieving these goals.

In 2018/19 council successfully attained or exceeded the majority of key performance indicators.

BENEFICIAL ENTERPRISES

During the 2018/19 financial year, Council conducted one beneficial enterprise being Moreton Bay Regional Industry and Tourism Limited (MBRIT). Council contributed, via a service level agreement, to MBRIT who perform regional industry development and tourism-related services (including the conduct of regional and other events). Council considers that MBRIT's services are directed to benefitting the whole of its local government area.

CHANGES TO TENDERS

In accordance with s228(7) of the Local Government Regulation 2012, there were two instances in which council invited tenderers to amend their tenders to take into account a change in specification and drawings.

The affected tenders were VP151356 - MW Div 03 19/20 Caboolture - Pumicestone Road - Pathway Construction; and VP104383 - Narangba - Boundary Road - Depot Development. For both tenders, minor variations were made to the scope of works.

IDENTIFYING SIGNIFICANT BUSINESS ACTIVITIES

In 2018/19 council conducted the following business activities, including significant business activities:

Business Activity

- Birralee Child Care Centre
- Bongaree Caravan Park
- HUB - Learning & Business Space
- Morayfield Sport and Events Centre
- Pool Facility Management (Belgravia Leisure)
- Queensland State Equestrian Centre
- Redcliffe Entertainment Centre
- Waste*

*During 2018/19 the business activity of Waste Services was identified as a significant business activity and the competitive neutrality principle was applied in the form of full-cost pricing.

No other business activity was identified as a significant business activity for and during 2018/19.

FEDERAL GOVERNMENT GRANTS AND SUBSIDIES

The following Commonwealth Government grants and subsidies were provided to council in the 2018/19 financial year:

Commonwealth Government Department and Grant	Total \$
Commonwealth Department of Infrastructure, Transport, Cities and Regional Development - Blackspot Programme	\$ 1,487,850
Commonwealth Department of Industry, Innovation and Science - Safer Communities Fund	\$700,000
Commonwealth Department of Industry, Innovation and Science - Smart Cities & Suburbs	\$20,000
Commonwealth Department of Infrastructure, Regional Development and Cities - Community Development Grant	\$10,500,000
Commonwealth Department of Infrastructure, Transport, Cities and Regional Development - Financial Assistance Grant	\$16,780,889
Commonwealth Department of Infrastructure, Regional Development and Cities - Stronger Communities Program	\$5,000.00
TOTAL	\$29,493,739

THE COMMUNITY FINANCIAL REPORT

The purpose of the Community Financial Report is to provide residents and interested parties with a better understanding of council's financial performance and position over the previous financial year.

The financial information that is presented in the Community Financial Report is identical to council's financial statements however it is presented in a simplified format so that members of the community are able to gain insights into how the council's financial performance and position measure up at the end of the financial year.

The Community Financial Report uses plain language and pictorial aids such as graphs and tables to give readers an easy-to-follow summary of the financial statements for the past financial year. In addition, this report includes key financial statistics and ratios that can also be useful indicators of council's performance and position.

FINANCIAL STATEMENTS

The financial statements of council are audited records of financial performance and position for a financial year (12 months). There are four statements that comprise what is termed "the financial statements", the statements are outlined as follows:

1. STATEMENT OF COMPREHENSIVE INCOME

A statement detailing the income and expenditure of council. This statement shows what council has earned (revenue) and what costs council has incurred (expenses) throughout the year. This is presented on an 'accrual' basis, that is it records revenue when it is earned and expenses when they are incurred, regardless of the timing of the receipts or payment of cash.

Statement of Comprehensive Income For the year ended 30 June 2019	\$'000
Operating Revenue	
Rates and utility charges	309,891
Fees and charges	36,590
Grants, subsidies and contributions	22,694
Interest revenue	44,457
Other revenue	39,956
Share of profit of associate	88,406
Total Operating Revenue	541,994
Operating Expenses	
Employee benefits	(124,115)
Materials and services	(164,767)
Depreciation and amortisation	(98,525)
Finance costs	(23,616)
Total Operating Expenses	(411,023)
Operating Result	130,971
Capital Revenue and Expenses	
Grants, subsidies and contributions	148,333
Capital Income	4,566
Capital Expenses	(26,284)
Capital Result	126,615
NET RESULT	257,586
Other Comprehensive Income	16,220
TOTAL COMPREHENSIVE INCOME FOR THE YEAR	273,806

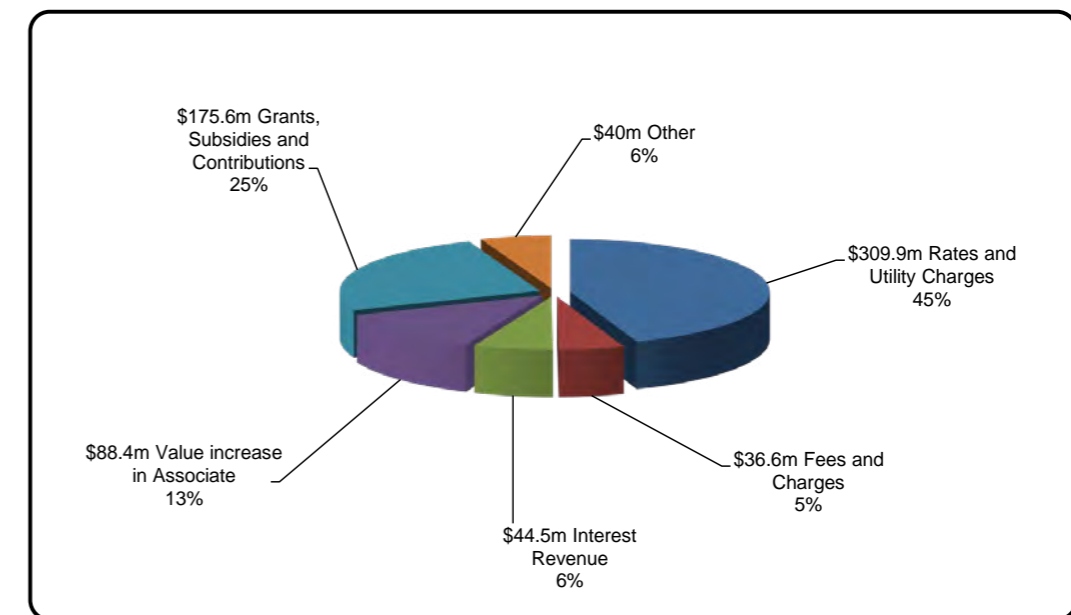
SOURCING OUR REVENUE: WHAT IT COMPRISES

Council's key revenue sources include:

- **Rate and Utility Charges** - are levied on property owners within the region. Each year, as part of the budget process, council decide the rate and utility charges to be levied in the financial year. The level of rate and utility charges that landowners must pay is at the sole discretion of council.
- **Fees and Charges** - Council generates a level of income through the charging of fees for services and some goods. The fees can vary from admission to an aquatic facility through to the payment of a hall hire fee. A key function of council is the administration of a range of regulatory functions. These can vary from administering the town planning process through to animal registration.
- **Grants, Subsidies and Contributions** - Council receives grants and subsidies from federal and state governments which can be for general or specific purposes. Council also receives monetary and non-monetary contributions, typically from developers, in relation to activities occurring within the council region. Non-monetary contributions are received in the form of gifted assets, such as roads, footpaths, drainage and other community facilities. Monetary contributions are received to assist council deliver essential infrastructure related to the growth of the region.
- **Interest Revenue** - received from the investment of available cash.
- **Other Revenue** - includes tax payments from council's participation in Unitywater.
- **Share of Profit of Associate** - that is council's share of Unitywater's annual net operating profit.

The graph below shows the breakdown for 2018/19.

Sources of revenue - \$695 million



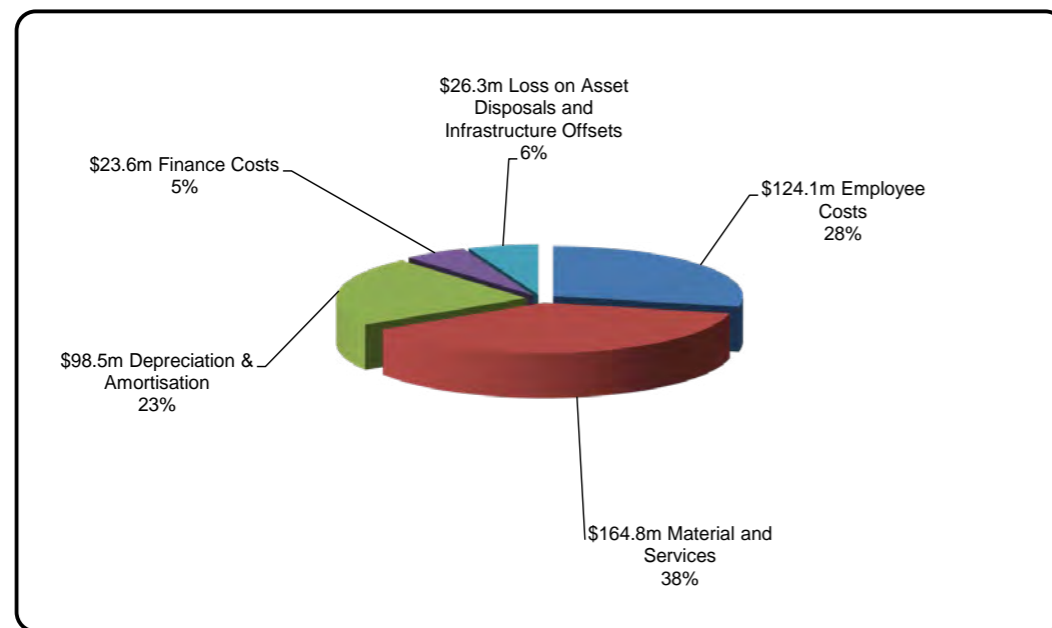
IDENTIFYING OUR EXPENSES: WHAT IT COMPRISES

Council's key expense components are:

- **Employee Costs** - these represent the total cost of staff employed in the delivery of council services. The costs are typically inclusive of items such as wages, superannuation, employee leave entitlements, training and other on-costs.
- **Materials and Services** - these are the operating costs incurred for the purchase of materials or other services necessary to deliver council services.
- **Depreciation and Amortisation** - is recognised as a cost to council and is measured as an estimate in the consumption of council's asset base.
- **Finance Costs** - These are the costs mainly associated with interest on borrowings and banking fees.
- **Capital Expenses** - These represent predominantly the value of assets replaced or disposed of throughout the year.

The expenditure by type graph shows the various classifications of council's expenditure incurred during 2018/19.

Expenditure by type - \$437.3 million



2. STATEMENT OF FINANCIAL POSITION

This statement details the assets and liabilities of council. The statement measures what council owns (assets) and what council owes (liabilities). The difference between these two components is the net wealth (equity) of council and our community.

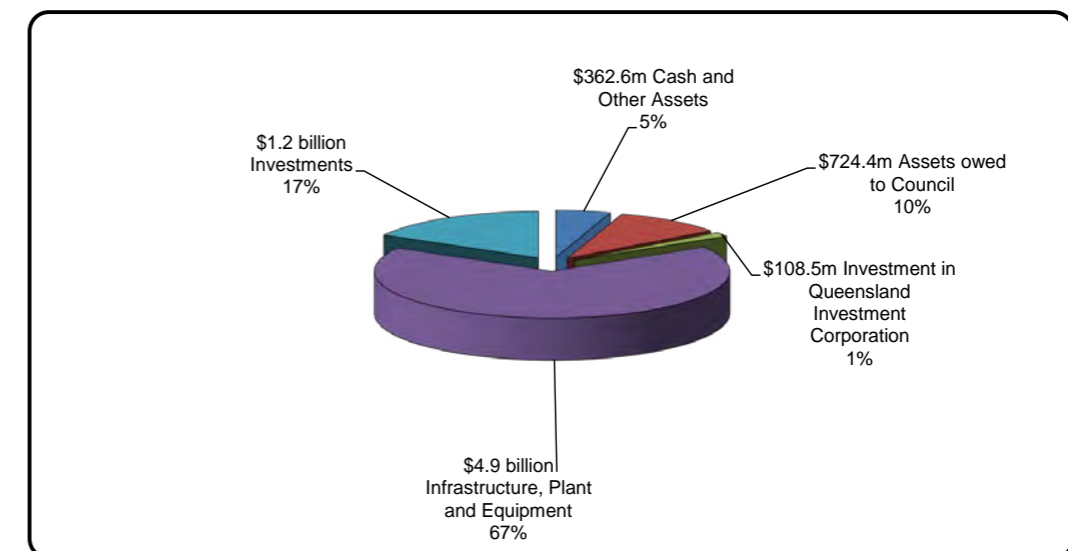
Statement of Financial Position For the year ended 30 June 2019		\$'000
Assets		
Cash Balance		361,443
Other Current Assets		48,127
Non-Current Assets		6,862,824
Total Assets		7,272,394
Liabilities		
Current Liabilities		116,792
Non-Current Liabilities		404,321
Total Liabilities		521,113
NET COMMUNITY ASSETS		6,751,281
Community Equity		
Retained Surplus		5,814,523
Asset Revaluation Surplus		936,758
TOTAL COMMUNITY EQUITY		6,751,281

ASSETS: WHAT THE COMMUNITY OWNS

- **Assets** - can be current or non-current. Current assets are those that are readily available to meet expenses and mainly include cash and amounts owed by customers. Non-current assets include property, plant and equipment, investment in associate and financial investments.

The value of all assets council owns totals \$7.3 billion as at 30 June 2019. The major classes of assets are shown in the graph below:

What the community owns - \$7.3 billion

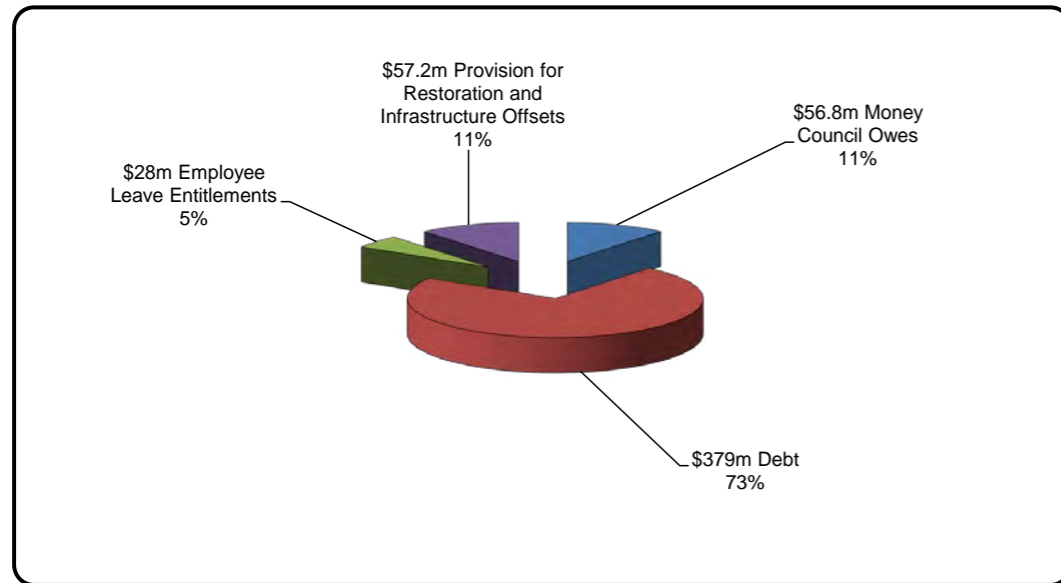


LIABILITIES: WHAT THE COMMUNITY OWES

- **Liabilities** - Can be current or non-current. Liabilities mostly consist of loans, amounts owing to suppliers, amounts owing to employees for leave entitlements and future estimates to rehabilitate landfill sites administered by council. Current liabilities are those amounts that are payable by council within the next twelve months, and non-current liabilities are payable beyond the twelve month horizon.

Council's liabilities totalled \$521 million as at 30 June 2019. The major classes of liabilities are shown in the graph below:

What the community owes - \$521 million



3. STATEMENT OF CHANGES IN EQUITY

This statement details the changes in equity of council. This statement details the movement in the net assets (equity) of council and shows the overall change in council's net wealth over the year.

Statement of Changes in Equity For the year ended 30 June 2019	\$'000
Balance as at 1 July 2018	6,454,848
Add: Net Result	257,586
Add: Other Comprehensive Income	16,220
Add: Increase to equity on the recognition of assets	22,627
Balance at 30 June 2019	6,751,281

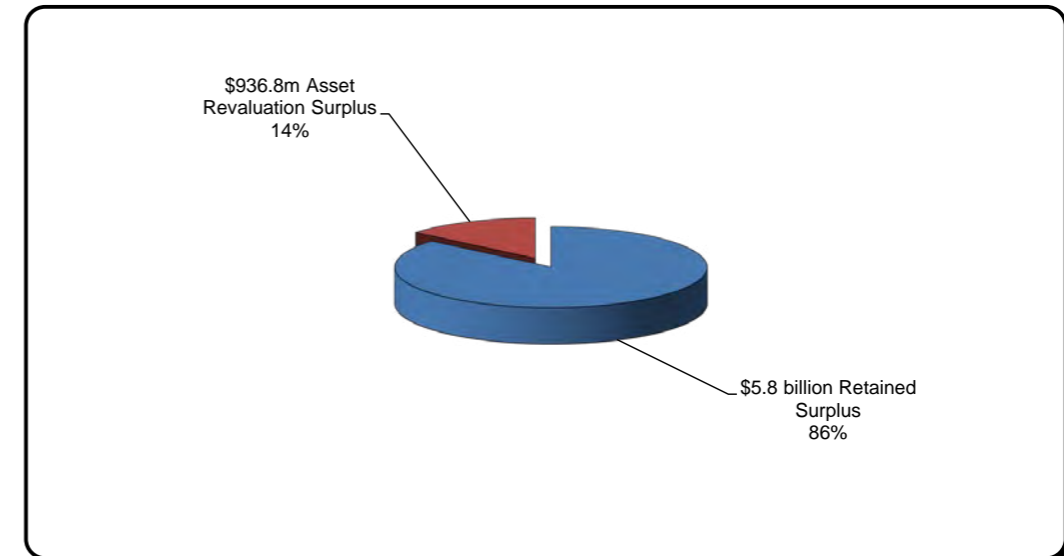
COMMUNITY EQUITY

- **Community equity** - Community equity (what the council is worth) is measured as the net of council's assets less liabilities.

Council's total community equity as at 30 June 2019 is \$6.8 billion. Community equity consists of an asset revaluation surplus and retained surplus.

The graph below shows the breakdown of community equity:

Breakdown of community equity - \$6.8 billion



4. STATEMENT OF CASH FLOWS

The statement of cash flows provides information on the cash inflows and outflows of council, classified by different types of cash flows activities.

Statement of Cash Flows For the year ended 30 June 2019	\$'000
Opening Cash Balance	313,852
Net cash flows from Operating Activities	172,833
Net cash flows from Investing Activities	(118,238)
Net cash flows from Financing Activities	(7,004)
Net increase in cash held	47,591
Cash at the end of the financial year	361,443

CASH: WHAT WERE THE MAJOR INFLOWS AND OUTFLOWS OF CASH?

There are three types of activities that have an impact on cash balances:

- **Cash flows from operating activities** including cash receipts (inflows) and cash payments (outflows) from the day-to-day operations of council.
- **Cash flows from investing activities** include payments and receipts on purchase and disposal of investments as well as the cash flows associated with new capital works and the purchases of other non-current assets.
- **Cash flows from financing activities** include the cash movement from loans received and loans repaid.

Council ended the year with \$361.4m in cash. This is very strong cash position. Council holds a large portion of cash with various banks where it earns income through interest gained on term deposits.

The table below outlines the main sources of cash coming into council and what cash is going out.

Cash Holdings For the year ended 30 June 2019	\$'000
Cash at beginning of the financial year	313,852
Cash Flows from Operating Activities:	
Cash received from rates and utility charges	308,878
Cash received from fees and charges	81,565
Cash received from other revenue	11,567
Cash received from interest earned	44,728
Cash received from rent	5,237
Cash received from operational grants and contributions	22,694
Cash received from tax equivalents	38,148
Cash used to pay employees and material and services	(318,379)
Cash used to pay interest on debt	(21,604)
Net Cash Provided by Operating Activities	172,833
Cash Flows from Investing Activities:	
Cash used to pay for property, plant and equipment	(195,268)
Cash from the sale of assets	1,528
Cash received from dividends	9,173
Cash received from capital grants, subsidies, contributions	66,297
Cash net movement in loans to community organisations	32
Net Cash Provided by Investing Activities	(118,238)
Cash Flows from Financing Activities:	
Cash received for new loans	24,000
Cash spent on the repayment of loans	(31,004)
Net Cash Provided by Financing Activities	(7,004)
Cash at end of the financial year	\$361,443

RESPONSIBLE FINANCIAL MANAGEMENT

In a period of continued growth and expansion, responsible financial management is crucial for council to provide key services and strike the balance between meeting the needs of the community today and providing a solid financial future for the Moreton Bay Region.

MEASURES OF FINANCIAL SUSTAINABILITY

This Community Financial Report includes three relevant measures of financial sustainability used to demonstrate that the council is operating in a prudent financial manner and ensuring the council's long-term financial sustainability and viability.

	2018/2019 Actual	Target	Analysis
Asset sustainability ratio Demonstrates whether council is renewing infrastructure assets at the same rate that it is wearing out its overall stock of assets.	54.8%	greater than 90%	While this result is below the recommended target, council believes its assets are generally renewed within appropriate timeframes, and is working to improve this ratio through the implementation of robust condition-based asset renewal programs.
Net financial liabilities ratio Demonstrates the extent to which the net financial liabilities of council can be serviced by its operating revenues.	20.6%	not greater than 60%	This ratio indicates council has the capacity to fund its financial liabilities and may have the capacity to increase its loan borrowings if required. Council's ratio is well under the 60% upper limit for this ratio.
Operating surplus ratio Demonstrates the extent to which operating revenues cover operating expenses only or are available for capital purpose.	24.2%	between 0% and 10%	This positive ratio indicates council has achieved an operating surplus with recurring operating revenue exceeding recurring operating expenses. This facilitates utilising operating surpluses to help fund capital expenditure thus placing less reliance on borrowings. The flow on effects of reduced borrowings is reduced levels of associated interest expense. Council is committed to achieving strong operating surplus ratios into the future to ensure long-term financial sustainability.

The targets indicated are recommended by the Department of Local Government, Racing and Multicultural Affairs in accordance with the 'Financial management (sustainability) guideline 2013'. The guideline is available from the department's website www.dlgrma.qld.gov.au

FINANCIAL SNAPSHOT

The financial snapshot table below compares key financial information at the end of the current reporting period with the previous reporting period:

	2018/19 \$	2017/18 \$
Net rate revenue	309.9 million	295.5 million
Fees and charges revenue	36.6 million	36.7 million
Total operating revenue	542 million	528.2 million
Operating expenses	411 million	395.7 million
Operating result	131 million	132.4 million
Net Result	257.6 million	233.1 million
Total assets	7.3 billion	6.9 billion
Total liabilities	521.1 million	491.9 million
Total equity	6.8 billion	6.5 billion
Capital expenditure on assets	199 million	160 million
Cash on hand	361.4 million	313.9 million
Operating surplus ratio	24.2%	25.1%
Net financial liabilities ratio	20.6%	24.0%
Asset sustainability ratio	54.8%	62.5%

Further detailed information on council's financial performance and position can be obtained from the financial statements.

FEEDBACK

If you have any feedback or wish to contact us in relation to any of the information contained in this report please send an email to mbrc@moretonbay.qld.gov.au

FINANCIAL STATEMENTS FOR THE YEAR

Audited financial statements for 2018/19.



MORETON BAY REGIONAL COUNCIL

FINANCIAL STATEMENTS

FOR THE YEAR ENDED

30 June 2019



Financial Statements
For the year ended 30 June 2019
TABLE OF CONTENTS

	Page Number
Statement of Comprehensive Income	1
Statement of Financial Position	2
Statement of Changes in Equity	3
Statement of Cash Flows (including notes to the statement of cash flows)	4
Notes to the financial statements	
1 Significant accounting policies	6
2 Analysis of results by function	9
Financial performance	
3 Revenue	11
4 Expenses	12
Financial position	
Assets	
5 Cash and cash equivalents	14
6 Trade and other receivables	15
7 Other non-current financial assets	15
8 Investment property	16
9 Investment in associate	17
10 Property, plant and equipment	18
Liabilities	
11 Trade and other payables	24
12 Borrowings	24
13 Provisions	25
14 Other liabilities	27
Equity	
15 Asset revaluation surplus	28
Other disclosures	
16 Financial instruments	29
17 Commitments	33
18 Contingencies	34
19 Superannuation - Regional Defined Benefit Fund	35
20 National competition policy	36
21 Events subsequent to balance date	36
22 Related party transactions	37
23 Restated balances	40
Management Certificate	41
Independent Auditor's Report	42



STATEMENT OF COMPREHENSIVE INCOME
For the year ended 30 June 2019

	Note	2019 \$'000	Restated 2018 \$'000
Income			
Revenue			
Recurring Revenue			
Rates and utility charges	3(a)	309,891	295,462
Fees and charges	3(b)	36,590	36,667
Rental income		5,237	7,015
Grants, subsidies and contributions	3(c)(i)	22,694	20,866
Interest revenue	3(d)	44,457	45,691
Sales revenue		3,609	3,447
Other revenue	3(e)	31,110	49,493
Share of profit of associate	9	88,406	69,539
		<u>541,994</u>	<u>528,180</u>
Capital Revenue			
Grants, subsidies and contributions	3(c)(ii)	148,333	150,371 *
Total Revenue		<u>690,327</u>	<u>678,551</u> *
Capital Income	3(f)	4,566	2,773
Total Income		<u>694,893</u>	<u>681,324</u> *
Expenses			
Recurring Expenses			
Employee benefits	4(a)	(124,115)	(120,062)
Materials and services	4(b)	(164,767)	(155,487)
Depreciation and amortisation		(98,525)	(96,041) *
Finance costs	4(c)	(23,616)	(24,142)
		<u>(411,023)</u>	<u>(395,732)</u> *
Capital Expenses			
	4(d)	(26,284)	(52,493)
Total Expenses		<u>(437,307)</u>	<u>(448,225)</u> *
NET RESULT		<u>257,586</u>	<u>233,099</u> *
Other Comprehensive Income			
Items that will not be reclassified to net result			
Increase in asset revaluation surplus	15	13,259	26,569
Changes in the fair value of financial assets at fair value through other comprehensive income		2,961	-
Items that may be reclassified subsequently to net result			
Net change in available-for-sale financial assets		-	(311)
Total other comprehensive income for the year		<u>16,220</u>	<u>26,258</u>
TOTAL COMPREHENSIVE INCOME FOR THE YEAR		<u>273,806</u>	<u>259,357</u> *

The accompanying notes form part of these financial statements.

* Comparative figures have been restated. Refer to Note 23 for details.



STATEMENT OF FINANCIAL POSITION
As at 30 June 2019

	Note	2019 \$'000	Restated 2018 \$'000
Assets			
Current Assets			
Cash and cash equivalents	5	361,443	313,852
Trade and other receivables	6	46,941	49,653
Inventories		1,186	1,163
		<u>409,570</u>	<u>364,668</u>
Non-current assets held for sale		-	402
Total Current Assets		<u>409,570</u>	<u>365,070</u>
Non-Current Assets			
Trade and other receivables	6	677,451	677,485
Other financial assets	7	108,528	101,721
Investments		15	15
Investment property	8	28,481	28,635
Investment in associate	9	1,193,241	1,125,208
Property, plant and equipment	10	4,855,068	4,648,274 *
Intangible assets		40	382
Total Non-Current Assets		<u>6,862,824</u>	<u>6,581,720 *</u>
Total Assets		<u>7,272,394</u>	<u>6,946,790 *</u>
Liabilities			
Current Liabilities			
Trade and other payables	11	52,137	49,036
Borrowings	12	34,685	31,533
Provisions	13	14,631	13,778
Other liabilities	14	15,339	550
Total Current Liabilities		<u>116,792</u>	<u>94,897</u>
Non-Current Liabilities			
Borrowings	12	344,307	354,463
Provisions	13	60,014	42,582
Total Non-Current Liabilities		<u>404,321</u>	<u>397,045</u>
Total Liabilities		<u>521,113</u>	<u>491,942</u>
NET COMMUNITY ASSETS		<u>6,751,281</u>	<u>6,454,848 *</u>
Community Equity			
Retained surplus		5,814,523	5,531,349 *
Asset revaluation surplus	15	936,758	923,499
TOTAL COMMUNITY EQUITY		<u>6,751,281</u>	<u>6,454,848 *</u>

The accompanying notes form part of these financial statements.

* Comparative figures have been restated. Refer to Note 23 for details.



STATEMENT OF CHANGES IN EQUITY
For the year ended 30 June 2019

	Retained Surplus	Asset Revaluation Surplus	Total Community Equity
Note		15	
	\$'000	\$'000	\$'000
Balance as at 1 July 2018 (Restated)	5,531,349	923,499	6,454,848
Net result	257,586	-	257,586
Other comprehensive income for the year			
Increase in asset revaluation surplus	-	13,259	13,259
Changes in the fair value of financial asset at fair value through other comprehensive income	2,961	-	2,961
Adjustment to equity on the recognition of assets	22,627	-	22,627
Total comprehensive income for the year	283,174	13,259	296,433
Balance at 30 June 2019	5,814,523	936,758	6,751,281
Balance as at 1 July 2017 (Restated)	5,272,905	896,930	6,169,835 *
Net result	233,099	-	233,099
Other comprehensive income for the year			
Increase in asset revaluation surplus	-	26,569	26,569
Net change in available-for-sale financial assets	(311)	-	(311)
Adjustment to equity on the recognition of assets	25,656	-	25,656
Total comprehensive income for the year	258,444	26,569	285,013 *
Balance at 30 June 2018 (Restated)	5,531,349	923,499	6,454,848 *

The accompanying notes form part of these financial statements.

* Comparative figures have been restated. Refer to Note 23 for details.

STATEMENT OF CASH FLOWS
For the year ended 30 June 2019

	Note	2019 \$'000	2018 \$'000
Cash flows from operating activities			
Receipts from customers		402,009	369,810
Payments to suppliers and employees		(318,379)	(305,277)
Interest received		44,728	45,945
Rental income		5,237	7,015
Non capital grants and contributions		22,694	20,866
Tax equivalent received		38,148	32,392
Borrowing costs		(21,604)	(22,392)
Net cash inflow from operating activities	CF-1	172,833	148,359
Cash flows from investing activities			
Payments for property, plant and equipment		(195,268)	(156,883)
Payments for investment property		-	(210)
Payments for financial assets at fair value (2018: available-for-sale investment)		-	(100,000)
Proceeds from sale of property, plant and equipment		1,528	48,960
Net movement in loans to community organisations		32	6
Dividends received from associate		9,173	13,096
Grants, subsidies and contributions		66,297	62,318
Net cash outflow from investing activities		(118,238)	(132,713)
Cash flows from financing activities			
Proceeds from borrowings		24,000	26,000
Repayment of borrowings		(31,004)	(27,554)
Net cash outflow from financing activities		(7,004)	(1,554)
Net increase in cash and cash equivalent held		47,591	14,092
Cash and cash equivalents at the beginning of the financial year		313,852	299,760
Cash and cash equivalents at the end of the financial year	5	361,443	313,852

The accompanying notes form part of these financial statements.



STATEMENT OF CASH FLOWS
For the year ended 30 June 2019

Notes to the statement of cash flow

CF-1 Reconciliation of net result for the year to net cash inflow from operating activities

	2019 \$'000	Restated 2018 \$'000
Net result	<u>257,586</u>	<u>233,099</u> *
Non-cash items:		
Depreciation and amortisation	98,525	96,041 *
Revaluation adjustments	154	24,283
Change in future rehabilitation and restoration costs	1,206	2,949
Change in infrastructure offsets and credits	2,836	(571)
Impairment of property, plant and equipment	(8)	(640)
Contributed assets	(82,036)	(88,053) *
Share of profit of associate	(88,406)	(69,539)
	<u>(67,729)</u>	<u>(35,530)</u>
Investing and development activities:		
Net loss on disposal of non-current assets	22,528	26,628
Increase in financial assets at fair value through other comprehensive income (2018: available-for-sale investment)	(3,897)	(2,038)
Capital grants and contributions	(66,297)	(62,318)
	<u>(47,666)</u>	<u>(37,728)</u>
Changes in operating assets and liabilities:		
Decrease/(increase) in receivables	11,844	(11,625)
Decrease/(increase) in other operating assets	2,097	(1,670)
Increase in payables	3,101	1,788
(Decrease) in provisions	(1,189)	(115)
Increase in other liabilities	14,789	140
	<u>30,642</u>	<u>(11,482)</u>
Net cash inflow from operating activities	<u><u>172,833</u></u>	<u><u>148,359</u></u>

CF-2 Reconciliation of liabilities arising from financing activities

	2019 \$'000	2018 \$'000
Loans:		
Opening balance at beginning of financial year	385,996	387,550
Loans raised - cash inflow	24,000	26,000
Principal repayment - cash outflow	(31,004)	(27,554)
Closing balance at end of financial year	12 <u><u>378,992</u></u>	<u><u>385,996</u></u>

NOTES TO THE FINANCIAL STATEMENTS
For the year ended 30 June 2019

1 Significant accounting policies

1(a) Basis of preparation

These general purpose financial statements are for the period 1 July 2018 to 30 June 2019. They are prepared in accordance with the Local Government Act 2009 and the Local Government Regulation 2012.

They comply with Australian Accounting Standards and Interpretations issued by the Australian Accounting Standards Board (AASB). Council is a not-for-profit entity and the Australian Accounting Standards include requirements for not-for-profit entities which are inconsistent with International Financial Reporting Standards (IFRS). Therefore in some instances these financial statements do not comply with IFRS. The main impacts are the offsetting of revaluation gains and losses within a class of assets and the timing of recognition of non-reciprocal grant revenue.

These financial statements have been prepared under the historical cost convention except where stated.

1(b) Constitution

Moreton Bay Regional Council is constituted under the Queensland *Local Government Act 2009* and is domiciled in Australia.

1(c) New and revised Accounting Standards

During the year, Council has adopted AASB 9 *Financial Instruments*. Council irrevocably elected to present subsequent changes in fair value of the Queensland Investment Corporation (QIC) investment in other comprehensive income. Council's investment in QIC that was previously classified as an available-for-sale financial asset under AASB 139 *Financial Instruments: Recognition and Measurement* in 2017/18, has been re-classified as financial assets at fair value through other comprehensive income (FVTOCI) in 2018/19. The change in the fair value on these investments continues to accumulate in the fair value through the other comprehensive income (FVTOCI) reserve until they are derecognised or reclassified. The cumulative gain or loss previously recognised in other comprehensive income is not subsequently reclassified to profit or loss. No retrospective adjustments, restatements or changes to opening retained surplus have been made to the financial statements as a result of adopting AASB 9. Refer to Note 7.

Implementing AASB 9 has resulted in a change to the way Council calculates impairment provisions, which are now based on expected credit losses instead of incurred credit losses. The amount of impairment for trade receivables is insignificant and immaterial. Consequently no impairment provision has been recognised.

Council generally applies standards and interpretations in accordance with their respective commencement dates.

At the date of authorisation of the financial report, the expected impacts of new or amended Australian Accounting Standards and Interpretations that have been recently issued with future commencement dates are set out below:

NOTES TO THE FINANCIAL STATEMENTS
For the year ended 30 June 2019

1 Significant accounting policies (continued)

1(c) New and revised Accounting Standards (continued)

AASB 16 Leases

This standard will become effective for reporting periods beginning on or after 1 January 2019. AASB 16 will require the recognition of all leases on the Statement of Financial Position. A lease liability will be initially measured at the present value of the lease payments to be made over the lease term. A corresponding right-of-use asset will also be recognised to record the right to use the leased item over the lease term. Council has undertaken a preliminary analysis to identify and quantify the impacts of introducing AASB 16. The current assessment indicates the impact is expected to be immaterial (\$11,000).

AASB 15 Revenue from Contracts with Customers, AASB 1058 Income of Not-for-Profit Entities and AASB 2016-8 Amendments to Australian Accounting Standards - Australian Implementation Guidance for Not-for-Profit Entities

These standards will become effective for reporting periods beginning on or after 1 July 2019. Council has assessed the impact of these standards; however, the actual impacts may differ until Council presents its first financial statements that include the date of initial application. Council intends to apply these standards initially on 1 July 2019, using the modified retrospective approach. The recognition and measurement principles of these standards will be retrospectively applied for current year and prior year comparatives as though the standards had always applied, consistent with AASB 108 *Accounting Policies, Changes in Accounting Estimates and Errors*. Potential future impacts identifiable at the date of this report are as follows:

At 30 June 2019 Council had received pre-paid rates totalling \$6.3 million. These rates are recognised as revenue in the Statement of Comprehensive Income. If Council had applied AASB 1058 this year these rates would have been recognised as a liability in the Statement of Financial Position and Council's net result would decrease by \$6.3 million.

Special purpose grants received to construct non-financial assets controlled by Council will be recognised as a liability, and subsequently recognised progressively as revenue as Council satisfies its performance obligations under the grant. At present, such grants are recognised as revenue upfront. Based on Council's assessment no significant material impact is expected.

Other grants presently recognised as revenue upfront may be eligible to be recognised as revenue progressively as the associated performance obligations are satisfied, but only if the associated performance obligations are enforceable and sufficiently specific. Based on Council's assessment no significant material impact is expected.

Grants that are not enforceable and/or not sufficiently specific will not qualify for deferral, and continue to be recognised as revenue as soon as they are controlled. Council receives several grants from the Australian Government for which there are no sufficiently specific performance obligations and accordingly these grants are expected to continue being recognised as revenue upfront assuming no change to the current grant arrangements.

Based on Council's assessment, the new requirement of AASB 15 is expected to have no material impact.

NOTES TO THE FINANCIAL STATEMENTS
For the year ended 30 June 2019

1 Significant accounting policies (continued)

1(d) Estimates and judgements

Where necessary judgements, estimates and assumptions have been used in preparing these financial statements. Those that have a significant effect, or risk of causing an adjustment to council's assets or liabilities relate to:

Investment property (Note 8)

Valuation and depreciation of property, plant and equipment (Note 10)

Impairment of non-current assets (Note 4(d))

Provisions (Note 13)

Contingencies (Note 18)

Financial instruments and financial liabilities (Note 16)

1(e) Rounding and comparatives

Amounts included in the financial statements have been rounded to the nearest \$1,000.

Comparative information has been reclassified where necessary to be consistent with disclosures in the current reporting period. The resulting reclassifications have had no effect on the current year or prior year net community assets.

1(f) Taxation

Income of local authorities and public authorities is exempt from Commonwealth taxation except for Fringe Benefits Tax (FBT) and Goods and Services Tax (GST). The net amount of GST recoverable from the Australian Taxation Office (ATO) or payable to the ATO is shown as an asset or liability respectively.

NOTES TO THE FINANCIAL STATEMENTS
For the year ended 30 June 2019

2 Analysis of Results by Function

2(a) Components of Council Functions

The activities relating to Council's components reported in Note 2(b) below are as follows:

Engineering, Construction & Maintenance

Engineering, Construction and Maintenance is responsible for the maintenance of Council buildings, public facilities and infrastructure, provide sustainable and cost-effective solid waste management services to the community, as well as identifying, planning and delivering infrastructure to support the community and ensure a high standard of infrastructure within the Moreton Bay Region.

Community & Environmental Services

Community and Environmental Services is responsible for providing well managed and maintained community facilities, ensuring compliance with the local laws of Council, monitoring, reporting and engaging with the community to advance the protection and management of the natural environment, manage Council's property portfolio, acquire and dispose of strategic land holdings and manage Council's enterprises.

Governance

The role of the Governance section is to ensure open and accountable governance of the region and comprises the Councillors, Chief Executive Officer, Internal Audit, Legal, Financial Management, Human Resources, Information Technology Support, Communications and other related support functions.

Planning & Economic Development

The role of Planning and Economic Development is to support increased levels of employment within the region, foster a dynamic and prosperous business environment, stimulate economic activities, maintain a strategic plan of Council's longer term functions and responsibilities in relation to land use planning, planning scheme development, development assessment and engineering.

Moreton Bay
Regional Council
NOTES TO THE FINANCIAL STATEMENTS
For the year ended 30 June 2019

2 Analysis of Results by Function (continued)

2(b) Income and expenses defined between operating and capital are attributed to the following functions:

Year ended 30 June 2019	Function	Gross program income						Elimination of inter-function transactions	Total income	Gross program expenses		Elimination of inter-function transactions	Total expenses	Net result	Assets
		Operating			Capital					Operating	Capital				
		Grants	Other		Grants	Other									
		\$'000	\$'000	\$'000	\$'000	\$'000	\$'000			\$'000	\$'000				
	Engineering, Construction & Maintenance	1,838	69,973	9,972	422	(15,457)	66,748	(173,367)	94	14,969	(158,304)	(91,556)	4,887,059		
	Community & Environmental Services	3,250	28,525	5	-	(33)	31,747	(57,730)	-	499	(57,231)	(25,484)	853		
	Governance	16,801	424,069	10,500	132,000	2,717	586,087	(181,183)	(26,378)	(2,519)	(210,080)	376,007	2,384,476		
	Planning and Economic Development	100	10,387	-	-	(176)	10,311	(11,692)	-	-	(11,692)	(1,381)	6		
	Total	21,989	532,954	20,477	132,422	(12,949)	694,893	(423,972)	(26,284)	12,949	(437,307)	257,586	7,272,394		

Year ended 30 June 2018	Function	Gross program income						Elimination of inter-function transactions	Total income	Gross program expenses		Elimination of inter-function transactions	Total expenses	Net result	Assets
		Operating			Capital					Operating	Capital				
		Grants	Other		Grants	Other									
		\$'000	\$'000	\$'000	\$'000	\$'000	\$'000			\$'000	\$'000				
	Engineering, Construction & Maintenance	792	66,312	16,742	4,293	(14,650)	73,489	(169,179)	(445)	14,176	(155,448)	(81,969)	4,680,617		
	Community & Environmental Services	3,468	30,531	-	30,406	(42)	64,363	(60,365)	16,512	432	(43,421)	20,942	906		
	Governance	15,974	412,706	15	101,688	2,774	533,157	(167,112)	(68,560)	(2,602)	(238,274)	294,883	2,265,049		
	Planning and Economic Development	100	10,309	-	-	(94)	10,315	(11,088)	-	6	(11,082)	(767)	218		
	Total	20,334	519,858	16,757	136,387	(12,012)	681,324	(407,744)	(52,493)	12,012	(448,225)	233,099	6,946,790		

Comparative information has been restated to be consistent with disclosures in the current reporting period.
* Comparative figures have been restated. Refer to Note 23 for details.

NOTES TO THE FINANCIAL STATEMENTS
For the year ended 30 June 2019

3 Revenue

Revenue is recognised at the fair value of consideration received or receivable, on the basis it meets the recognition criteria set out below.

3(a) Rates and utility charges

Rates are recognised as revenue at the start of the rating period. If a ratepayer pays their rates before the start of the rating period, they are recognised as revenue when they are received.

	2019 \$'000	2018 \$'000
General rates	256,252	242,895
Cleansing charges	40,914	39,769
Other special levies, rates and charges	<u>17,096</u>	<u>16,742</u>
	314,262	299,406
Less: Pensioner and other rebates	<u>(4,371)</u>	<u>(3,944)</u>
	<u><u>309,891</u></u>	<u><u>295,462</u></u>

3(b) Fees and charges

Fees and charges are recognised upon unconditional entitlement to the funds. Generally this is upon lodgement of the relevant applications or documents or when the service is provided.

	2019 \$'000	2018 \$'000
Administration	4,347	4,614
Community facilities	4,389	4,308
Development services	18,569	19,230
Waste management	5,212	4,424
Animal control	3,980	3,921
Other fees	<u>93</u>	<u>170</u>
	<u><u>36,590</u></u>	<u><u>36,667</u></u>

3(c) Grants, subsidies and contributions

Grants and subsidies that are non-reciprocal are recognised as revenue upon receipt. Where Council is obligated to repay grant and subsidy income an expense is recognised once that obligation is known.

Physical assets contributed to Council by developers in the form of infrastructure are recognised as revenue when the development becomes "on maintenance" (i.e. Council obtains control of the assets) and there is sufficient data in the form of drawings and plans to determine the approximate specifications and values of such assets. All non-cash contributions are recognised at the fair value of the contribution on the date of acquisition. Non-cash contributions with a value in excess of the recognition thresholds are recognised as revenue and as non-current assets. Non-cash contributions below the thresholds are recorded as revenue and expenses.

Capital revenue includes grants and subsidies received which are tied to specific projects for the replacement or upgrade of existing non-current assets and/or investment in new assets. It also includes non-cash contributions which are usually infrastructure assets received from developers.



NOTES TO THE FINANCIAL STATEMENTS
For the year ended 30 June 2019

3 Revenue (continued)			
3(c) Grants, subsidies and contributions (continued)			
	Note	2019 \$'000	2018 \$'000
(i) Operating			
Government grants and subsidies		21,108	19,637
Other grants, subsidies, contributions		1,586	1,229
		<u>22,694</u>	<u>20,866</u>
(ii) Capital			
Government grants and subsidies		20,477	16,757
Infrastructure cash contributions		44,967	41,323
Contributed assets		82,036	88,053
Other capital income		853	4,238
		<u>148,333</u>	<u>150,371</u>
3(d) Interest revenue			
Interest received is accrued over the term of the investment.			
Interest from financial institutions		9,331	9,603
Interest from Unitywater		33,987	35,070
Interest from overdue rates and utility charges		1,139	1,018
		<u>44,457</u>	<u>45,691</u>
3(e) Other revenue			
Tax equivalent	22	23,153	42,029
Other income		7,957	7,464
		<u>31,110</u>	<u>49,493</u>
3(f) Capital income			
		2019 \$'000	2018 \$'000
Gain on sale of assets classified as held for sale		-	481
Reinvestment on financial assets at fair value through other comprehensive income (2018: available-for-sale investment)		4,400	2,098
Reversal of loss on impairment of assets held for sale		8	167
Adjustment to landfill and Bio-solids composting sites		158	27
		<u>4,566</u>	<u>2,773</u>
4 Expenses			
4(a) Employee benefits			
Total staff wages and salaries		101,822	100,005
Annual, sick, long service leave and other entitlements		13,388	11,987
Superannuation	19	12,776	12,391
		<u>127,986</u>	<u>124,383</u>
Other employee related expenses		4,003	4,352
		<u>131,989</u>	<u>128,735</u>
Less: Capitalised employee expenses		<u>(7,874)</u>	<u>(8,673)</u>
		<u>124,115</u>	<u>120,062</u>

Total full time equivalent employees at 30 June 2019 were 1,495 (2018: 1,449).

NOTES TO THE FINANCIAL STATEMENTS
For the year ended 30 June 2019

4	Expenses (continued)			
	4(b) Materials and services			
		Note	2019 \$'000	2018 \$'000
	Contractors		89,235	79,528
	Utilities		20,873	19,512
	Materials		9,845	9,339
	Labour hire services		6,131	5,179
	Legal costs		4,450	6,668
	Information technology hardware/software		4,232	6,982
	Commissions and contributions		3,887	6,842
	Expensed capital		3,697	2,862
	Fuel		3,538	3,007
	Other materials and services		3,351	2,304
	Donations and grants		3,063	2,105
	Security		2,879	2,386
	Insurance premiums		2,735	2,706
	Printing, postage and stationery		2,054	2,029
	Councillors' remuneration		1,877	1,835
	Consultants		1,360	665
	Cleaning		1,324	1,299
	Audit of annual financial statements by the Auditor-General of Queensland		236	239
			<u>164,767</u>	<u>155,487</u>
	Councillor remuneration represents regular payments and other allowances paid in respect of carrying out their duties.			
	4(c) Finance costs			
	Finance cost on loans		21,591	22,367
	Other		2,025	1,775
			<u>23,616</u>	<u>24,142</u>
	4(d) Capital expenses			
	Book value of property, plant and equipment disposed of		24,056	45,182
	Less: Proceeds from the sale of property, plant and equipment		(1,528)	(18,554)
	Adjustment to landfill and Bio-solids sites		262	2,085
	Loss on impairment of assets classified as held for sale		-	8
	Management fee on financial assets at fair value through other comprehensive income (2018: available-for-sale investment)		504	60
	Revaluation down of investment property	8	154	565
	Revaluation down of property, plant and equipment	10	-	23,718
	Infrastructure credits recognised	13	3,113	530
	Infrastructure credits extinguished	13	(277)	(1,101)
			<u>26,284</u>	<u>52,493</u>



NOTES TO THE FINANCIAL STATEMENTS
For the year ended 30 June 2019

5 Cash and cash equivalents

Cash and cash equivalents includes cash on hand, all cash and cheques receipted but not banked at year end, deposits held at call with financial institutions, other short-term investments with original maturities of twelve months or less that are readily convertible to known amounts of cash and which are subject to an insignificant risk of changes in value, and bank overdrafts.

	2019 \$'000	2018 \$'000
Cash at bank and on hand	11,386	8,986
Deposits at call	155,057	109,866
Term deposits	195,000	195,000
	<u>361,443</u>	<u>313,852</u>

Cash and cash equivalents at 30 June 2019 includes \$14,877,100 received from the State government to mitigate the direct impacts on households of the State Waste Levy, which comes into effect from 1 July 2019. This money has been set aside to help fund the Council's 2019-20 Levy expense.

Conditions over contributions

Council cash and cash equivalents are subject to a number of external restrictions that limit amounts available for discretionary or future use. These include:

Externally restricted contributions recognised as income during the reporting period that were unspent at the reporting date:

	2019 \$'000	2018 \$'000
Government grants and subsidies	1,094	152
Waste levy refund received in advance	14,877	-
	<u>15,971</u>	<u>152</u>

Externally restricted contributions recognised as income during the previous reporting period that were spent at the current reporting date:

	2019 \$'000	2018 \$'000
Government grants and subsidies	<u>152</u>	<u>336</u>

Trust funds held for outside parties

In accordance with the Local Government Act 2009 and Local Government Regulation 2012, a separate trust bank account and separate accounting records are maintained for funds held on behalf of outside parties. Funds held in the trust account on behalf of outside parties include those funds from the sale of land for arrears in rates, deposits for the contracted sale of land, security deposits lodged to guarantee performance and unclaimed monies paid into the trust account by Council. Council performs only a custodial role in respect of these monies and because the monies cannot be used for Council purposes, they are not considered revenue nor brought to account in the financial statements. Council holds \$10.266 million in trust monies at 30 June 2019 (2018: \$10.154 million).



NOTES TO THE FINANCIAL STATEMENTS
For the year ended 30 June 2019

6 Trade and other receivables

Receivables are amounts owed to council at year end. They are recognised at the amount due at the time of sale or service delivery. Settlement is required within 30 days after the invoice is issued.

Debts are regularly assessed for collectability and allowance is made, where appropriate, for impairment. All known bad debts were written-off at 30 June. If an amount is recovered in a subsequent period it is recognised as revenue.

Because Council is empowered under the provisions of the *Local Government Act 2009* to sell an owner's property to recover outstanding rate debts, Council does not impair any rate receivables.

Loans and advances are made to community organisations, and are recognised in the same way as other receivables. Security is not normally obtained.

The subordinated debt receivable from Unitywater is an interest only loan with the interest rate to be set by Queensland Treasury Corporation annually.

	2019 \$'000	2018 \$'000
Current		
Rates and utility charges	8,837	7,824
Loans to community organisations	93	91
Accrued receivable from Unitywater	20,871	24,936
Other debtors	10,269	7,627
GST recoverable	3,344	3,535
Prepayments	3,527	5,647
	46,941	49,660
Less: Allowance for impaired debts	-	(7)
	46,941	49,653
Non-current		
Loans to community organisations	426	460
Subordinated debt receivable from Unitywater	677,025	677,025
	677,451	677,485

7 Other non-current financial assets

Managed funds invested with Queensland Investment Corporation (QIC) are recognised as a financial asset and carried at fair value, represented by net market value less any impairment. Net market value is determined as the redemption value provided by QIC. Unrealised changes in net market value are recognised in other comprehensive income and accumulated in the fair value through other comprehensive income (FVTOCI) reserve. Where the investment is disposed of or determined to be impaired, the cumulative gain or loss previously accumulated in the FVTOCI reserve is not reclassified to revenue or expense in the Statement of Comprehensive Income. Refer to Note 1(c).

	2019 \$'000	2018 \$'000
Financial assets at fair value through other comprehensive income	108,528	-
Available-for-sale financial assets	-	101,721
	108,528	101,721

NOTES TO THE FINANCIAL STATEMENTS
For the year ended 30 June 2019

8 Investment property

Investment property is property held for the primary purpose of earning rentals and/or capital appreciation but does not include residential properties, swimming pools, aerodrome hangers and caravan parks.

Investment property is measured using the fair value model. This means all investment property is initially recognised at cost (including transaction costs) and then subsequently revalued annually at the reporting date by a registered valuer. Where investment property is acquired at no or nominal cost it is recognised at fair value.

Property that is being constructed or developed for future use as investment property is classified as investment property. Investment property under construction is measured at fair value, unless fair value cannot be reliably determined for an individual property (in which case the property concerned is measured at cost until fair value can be reliably determined).

Gains or losses arising from changes in the fair value of investment property are recognised as incomes or expenses respectively for the period in which they arise. Investment property is not depreciated and is not tested for impairment.

	Note	2019 \$'000	2018 \$'000
Fair value at beginning of financial year		28,635	44,970
Additions from subsequent expenditure recognised		-	210
Net (loss) from fair value adjustments	4(d)	(154)	(565)
Disposal		-	(15,980)
Fair value at end of financial year		<u>28,481</u>	<u>28,635</u>

Investment property fair values were determined by independent valuer Australis Asset Advisory Group as at 30 June 2019.

For investment property classified as level 2 (\$26.120 million), fair value has been determined using a market approach using the income capitalisation method.

The income capitalisation method of valuation involves capitalising the estimated net income of the property at an appropriate capitalisation rate (net yield) that has been determined through the analysis of market based sales evidence for properties of similar nature and specification.

The market approach utilises inputs such as capital value and price per square metre, which is derived by assessing market based sales evidence of comparable properties.

For investment property classified at level 3 (\$2.361 million), this is a specialised building and fair value has been measured utilising the cost approach, determined by using current replacement cost.



NOTES TO THE FINANCIAL STATEMENTS
For the year ended 30 June 2019

9 Investment in associate

Council holds 58.2382% of participation rights in Unitywater, a water distribution and retail business established in accordance with the *South-East Queensland Water (Distribution and Retail Restructuring) Act 2009*, to deliver water and waste water services to customers within the local government areas of Moreton Bay Regional Council, Sunshine Coast Regional Council and Noosa Council. The participation rights effectively represent an investment in an associate by Moreton Bay Regional Council.

Associates are entities over which Moreton Bay Regional Council exerts significant influence. Significant influence is the power to participate in the financial and operating policy decisions but is not control or joint control. Accordingly as Council has no control over Unitywater *AASB 10 Consolidated Financial Statements* is not applied.

Investments in associates are accounted for in the financial statements using the equity method and are carried at the lower of cost and recoverable amount. Under this method, the entity's share of post-acquisition profits or losses of associates is recognised in the Statement of Comprehensive Income and the interest in the equity of the associate is recognised in the Statement of Financial Position. The cumulative post-acquisition movements, being the share of profits less dividends received and accrued, are adjusted against the cost of the investment.

Summarised financial information in respect of the associate is set out below.

	2019 \$'000	2018 \$'000
Total assets	3,902,190	3,777,942
Total liabilities	(1,865,263)	(1,858,898)
Net assets	<u>2,036,927</u>	<u>1,919,044</u>
Share of net assets of associate	<u>1,186,270</u>	<u>1,117,612</u>
Total revenue	<u>730,579</u>	<u>696,248</u>
Total profit for the year	<u>151,800</u>	<u>119,405</u>
Share of profit of associate	<u>88,406</u>	<u>69,539</u>
Council investment in the associate comprises of:		
Participation rights	<u>1,193,241</u>	<u>1,125,208</u>
Details of movements in participation rights:		
Opening Balance	1,125,208	1,056,084
Share of profit of associate	88,406	69,539
Less share of dividends received and accrued	<u>(20,373)</u>	<u>(415)</u>
Closing balance at end of year	<u>1,193,241</u>	<u>1,125,208</u>

NOTES TO THE FINANCIAL STATEMENTS
For the year ended 30 June 2019

10 Property, plant and equipment

10(a) Recognition

Items of property, plant and equipment with a total value of less than \$5,000 except for land and network assets (which have a recognition threshold of greater than \$1), are treated as an expense in the year of acquisition. All other items of property, plant and equipment are capitalised and included in the relevant asset class.

Replacement of a major component of an asset, in order to maintain its service potential, is treated as the acquisition of a new asset. However, routine operating maintenance, repair costs and minor renewals to maintain the operational capacity and useful life of the non-current asset is expensed as incurred.

10(b) Measurement

Property plant and equipment assets are initially recorded at cost. Subsequently, each class of property, plant and equipment is stated at cost or fair value less, where applicable, any accumulated depreciation and accumulated impairment loss.

Cost is determined as the fair value of the assets given as consideration plus costs incidental to the acquisition, including freight in, architect's fees and engineering design fees and all other establishment costs. Direct labour and materials and an appropriate proportion of overheads incurred in the acquisition or construction of assets are also included in their cost.

Property, plant and equipment received in the form of contributions, are recognised as assets and revenues at fair value.

10(c) Depreciation

Assets are depreciated from the date of acquisition or, in respect of internally constructed assets, from the time an asset is completed and commissioned ready for use, at which time they are reclassified from work in progress to the appropriate property, plant and equipment class.

Land, canals, cultural and heritage, and road formation assets are not depreciated as they have an unlimited useful life. Depreciation on other property, plant and equipment is calculated on a straight-line basis so as to write-off the net cost or revalued amount of each depreciable asset, less its estimated residual value, progressively over its estimated useful life to the Council. Management believe that the straight-line basis appropriately reflects the pattern of consumption of all Council assets.

Where assets have separately identifiable components that are subject to regular replacement, these components are assigned useful lives distinct from the asset to which they relate. Any expenditure that increases the originally assessed capacity or service potential of an asset is capitalised and the new depreciable amount is depreciated over the remaining useful life of the asset to the Council.

Major spares purchased specifically for particular assets that are above the asset recognition threshold are capitalised and depreciated on the same basis as the asset to which they relate.

The depreciable amount of improvements to or on leasehold land is allocated progressively over the estimated useful lives of the improvements to the Council or the unexpired period of the lease, whichever is the shorter.

NOTES TO THE FINANCIAL STATEMENTS
For the year ended 30 June 2019

10 Property, plant and equipment (continued)

10(c) Depreciation (continued)

Depreciation methods, estimated useful lives and residual values of property, plant and equipment assets are reviewed at the end of each reporting period and adjusted where necessary to reflect any changes in the pattern of consumption, physical wear and tear, technical or commercial obsolescence, or management intentions. Any condition assessments for assets measured at written down current replacement cost are used to estimate the useful lives of these assets at each reporting date. Details of the range of estimated useful lives for each class of asset are shown in Note 10(g).

10(d) Impairment of non-current assets

Property, plant and equipment is assessed for indicators of impairment annually. If an indicator of possible impairment exists, the asset's recoverable amount is determined. Any amount by which the asset's carrying amount exceeds the recoverable amount is recorded as an impairment loss.

10(e) Valuation

Land, buildings and infrastructure assets are measured on the revaluation basis, at fair value, in accordance with AASB 116 *Property, Plant and Equipment* and AASB 13 *Fair Value Measurement*. All other non-current assets, principally plant and equipment and cultural and heritage assets are measured at cost.

Non-current physical assets measured at fair value are revalued, where required, so that the carrying amount of each class of assets does not materially differ from its fair value at the reporting date. This is achieved by engaging independent, professionally qualified valuers to determine the fair value for each class of property, plant and equipment assets at least once every four years. This process involves the valuer physically sighting Council assets where practical and making an independent assessment of the condition of the assets at the date of inspection. Where assets are not physically inspected unit rates are used to determine the fair value.

In the intervening years, Council uses a suitable index to assess whether a desktop valuation is required based on materiality. A desktop revaluation involves the application of suitable indexes undertaken at the reporting date when there has been a material movement in value for an asset class subsequent to the last comprehensive revaluation. During the financial year an analysis performed by management has indicated that, on average, the variance between an indexed asset value and the valuation by an independent valuer when performed is not significant and the indices used by Council are sound with the exception of the land asset class which was indexed upwards using an appropriate index. Further details in relation to the land indexation is contained under Note 10(f).

Any revaluation increment arising on the revaluation of an asset is credited to the appropriate class of the asset revaluation surplus, except to the extent it reverses a revaluation decrement for the class previously recognised as an expense. A decrease in the carrying amount on revaluation is charged as an expense to the extent it exceeds the balance, if any, in the revaluation surplus for that asset class.

On revaluation, accumulated depreciation is restated proportionately with the change in the carrying amount of the asset and any change in the estimate of remaining useful life. Separately identified components of assets are measured on the same basis as the assets to which they relate. Details of valuers and methods of valuations are disclosed in Note 10(f).

NOTES TO THE FINANCIAL STATEMENTS
For the year ended 30 June 2019

10 Property, plant and equipment (continued)

10(f) Fair value measurements

In accordance with AASB 13, fair value measurements are categorised on the following basis:

Level 1 - the fair value is based on quoted prices (unadjusted) in active markets for identical assets.

Level 2 - the fair value is estimated using inputs that are directly or indirectly observable for the assets, such as prices for similar assets.

Level 3 - the fair value is estimated using unobservable inputs for the asset.

All fair value measurements are recurrent and categorised as either level 2 or level 3 in the fair value hierarchy. None of Council's valuations of assets are eligible for categorisation into level 1 of the fair value hierarchy.

The following table represents Council's assets as at 30 June 2019 as either level 2 or level 3 in accordance with AASB 13.

	Level 2		Level 3		Total	
	2019	2018	2019	2018	2019	2018
	\$'000	\$'000	\$'000	\$'000	\$'000	\$'000
Buildings	1,007	1,090	317,912	306,843	318,919	307,933
Land	116,404	104,707	518,164	459,121	634,568	563,828
Stormwater Infrastructure	-	-	1,497,576	1,492,871	1,497,576	1,492,871
Transport Infrastructure	-	-	1,765,633	1,701,695	1,765,633	1,701,695
Waterways and Canals	-	-	233,737	236,162	233,737	236,162
	117,411	105,797	4,333,022	4,196,692	4,450,433	4,302,489

In the course of revaluing land the nature of the inputs are reviewed and as such, Council recognises transfers between level 2 and 3 in the fair value hierarchy. Details of the valuation movement are shown in Note 15, where the below table reflects the additional detail of hierarchy movement. It is Council's policy to recognise such transfers at the end of the reporting period.

	Level 2	Level 3	Total
	2019	2019	2019
	\$'000	\$'000	\$'000
Land			
Opening balance as at 1 July 2018	104,707	459,121	563,828
Additions	-	7,118	7,118
Disposals	(234)	(1,156)	(1,390)
Internal transfer	-	410	410
Asset revaluation surplus	11,931	52,671	64,602
Closing Balance as at 30 June 2019	116,404	518,164	634,568

NOTES TO THE FINANCIAL STATEMENTS
For the year ended 30 June 2019

10 Property, plant and equipment (continued)

10(f) Fair value measurements (continued)

For the below asset classes, management have performed an analysis of suitable indices for the intervening period being the period since valuation by an independent valuer to 30 June 2019. This analysis identified that the movement in the indices was not material except for the land asset class, therefore no indexation has been applied to any asset class other than land.

Buildings (Level 2 and 3)

The fair value of buildings were determined by independent valuer Australis Asset Advisory Group as at 31 March 2016 and pools by independent valuer Cardno (QLD) Pty Ltd as at 31 May 2017.

For buildings classified as level 2, fair value has been derived by utilising inputs such as market based sales evidence of comparable properties within the relevant geographic location.

For buildings and pools classified as level 3, no active market exists and fair value has been determined using the current replacement cost method valuation and is deemed to be a Level 3 input.

Land (Level 2 and 3)

The fair value of land was determined by independent valuer Australis Asset Advisory Group as at 31 December 2016 and indexed with the Queensland Valuer General's property market movement report as at 31 May 2019.

For land classified as level 2, fair value has been derived by utilising inputs such as price per square metre, which is derived by assessing market based sales evidence of land in the relevant geographic location and of a comparable land use and/or zoning.

For land classified at level 3 no active market exists and fair value has been measured utilising a discounted price per square metre. The price per square metre is based upon market based sales evidence and is discounted because the land has specific characteristics or particular restrictions.

Stormwater Infrastructure (Level 3)

The fair value of stormwater infrastructure was determined by unit rates provided by independent valuers AssetVal Pty Ltd as at 31 December 2018.

Due to the specialised nature of Council's stormwater infrastructure there is no active market for the assets. As such, fair value has been determined using the current replacement cost method of valuation and is deemed to be a Level 3 input. Level 3 input have been determined by utilise unit rates provided by suitably qualified valuation specialist.

Transport Infrastructure (Level 3)

The fair value of transport unit rates was determined by independent valuers AssetVal Pty Ltd as at 31 December 2017 and bridge infrastructure was determined by independent valuer Cardno Pty Ltd as at 31 December 2017.

Due to the specialised nature of Council's transport infrastructure there is no active market for the assets. As such, fair value has been determined using the current replacement cost method of valuation and is deemed to be a Level 3 input. Level 3 input have been determined by utilise unit rates provided by suitably qualified valuation specialist.

Waterways and Canals (Level 3)

The fair value of canal assets was determined by independent valuer AssetVal Pty Ltd as at 31 March 2018 and seawall assets was determined by external consultants BFA JFA Consultants Pty Ltd as at 4 August 2017.

Due to the specialised nature of Council's waterway and canal infrastructure, the valuations have been determined using the current replacement cost method of valuation and is deemed to be a Level 3 input. Level 3 input have been determined by utilise unit rates provided by suitably qualified valuation specialist.



NOTES TO THE FINANCIAL STATEMENTS
For the year ended 30 June 2019

10 Property, plant and equipment (continued)
10(g) Movements

30 June 2019 Note

For the year ended 30 June 2019
Gross value / cost
Less accumulated depreciation
Book value as at 30 June 2019

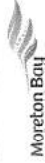
Land	Buildings	Transport Infrastructure	Stormwater Infrastructure	Waterways and Canals	Land Improvements	Park Equipment	Plant and Equipment	Cultural and Heritage	Work in Progress	Total
634,568	525,415	2,413,186	1,931,027	325,362	221,625	135,728	112,358	2,573	99,444	6,401,286
-	(206,496)	(647,553)	(433,451)	(91,625)	(62,223)	(53,471)	(51,399)	-	-	(1,546,218)
634,568	318,919	1,765,633	1,497,576	233,737	159,402	82,257	60,959	2,573	99,444	4,855,068

Basis of measurement
Opening net value as at 1 July 2018 (Restated)
Plus capital expenses
Transfers between asset classes
Plus contributed assets
Plus assets not previously recognised
Plus restoration assets
Less disposals
Less depreciation provided in period
Revaluation adjustment to asset revaluation surplus
Transfer from assets withdrawn from field for sale
Transfers from WIP to other non PP&E assets or expense
Transfers from work in progress
Book value as at 30 June 2019

Land	Buildings	Transport Infrastructure	Stormwater Infrastructure	Waterways and Canals	Land Improvements	Park Equipment	Plant and Equipment	Cultural and Heritage	Work in Progress	Total
563,828	307,933	1,701,695	1,492,871	236,162	120,478	77,673	58,379	2,562	86,693	4,646,274
-	(17)	8	(346)	-	355	(5)	5	-	198,965	198,965
39	20	33,918	44,977	-	905	2,177	-	-	-	82,036
-	-	7,938	14,144	-	543	2	-	-	-	22,627
(1,390)	(2,452)	(8,309)	(8,096)	(31)	15,433	(716)	(1,959)	-	-	15,433
64,602	(12,004)	(42,580)	(20,352)	(2,539)	(6,390)	(6,014)	(8,304)	-	-	(24,056)
410	-	-	(51,343)	-	-	-	-	-	-	(98,183)
7,079	25,439	72,963	25,721	145	29,181	9,140	12,338	11	(3,697)	198,965
634,568	318,919	1,765,633	1,497,576	233,737	159,402	82,257	60,959	2,573	99,444	4,855,068

Range of estimated useful life in years

unlimited	1 - 128	3 - unlimited	4 - 157	9 - unlimited	3 - 100	5 - 100	1 - 110	unlimited	Total
-	-	-	-	-	-	-	-	-	-



NOTES TO THE FINANCIAL STATEMENTS
For the year ended 30 June 2019

10 Property, plant and equipment (continued)
10(g) Movements (continued)

Note

30 June 2018 (Restated)

For the year ended 30 June 2018
Gross value / cost
Less accumulated depreciation
Book value as at 30 June 2018

Land	Buildings	Transport Infrastructure	Stormwater Infrastructure	Waterways and Canals	Land Improvements	Park Equipment	Plant and Equipment	Cultural and Heritage	Work in Progress	Total
\$'000	\$'000	\$'000	\$'000	\$'000	\$'000	\$'000	\$'000	\$'000	\$'000	\$'000
563,828	503,778	2,311,926	1,918,621	325,295	176,615	126,015	107,332	2,562	86,693	6,122,665
-	(195,845)	(610,231)	(425,750)	(89,133)	(56,137)	(48,342)	(48,953)	-	-	(1,474,391)
563,828	307,933	1,701,695	1,492,871	236,162	120,478	77,673	58,379	2,562	86,693	4,648,274

Note

Basis of measurement

Opening net value as at 1 July 2017
Opening net value as at 1 July 2017 not previously recognised *
Plus capital expenses
Transfers between asset classes
Plus contributed assets
Plus contributed assets not previously recognised *
Plus assets not previously recognised
Plus restoration assets
Less disposals
Less depreciation provided in period
Less depreciation provided in period not previously recognised *
Revaluation adjustment to asset revaluation surplus
Revaluation adjustment to capital expense
Transfer to assets classified as held for sale
Transfer from assets withdrawn from held for sale
Transfers from WIP to other non PP&E assets or expense
Transfers from works receivable
Transfers from work in progress
Book value as at 30 June 2018

Land	Buildings	Transport Infrastructure	Stormwater Infrastructure	Waterways and Canals	Land Improvements	Park Equipment	Plant and Equipment	Cultural and Heritage	Work in Progress	Total
Fair Value	Fair Value	Fair Value	Fair Value	Fair Value	Cost	Cost	Cost	Cost	Cost	Cost
\$'000	\$'000	\$'000	\$'000	\$'000	\$'000	\$'000	\$'000	\$'000	\$'000	\$'000
549,475	309,599	1,623,134	1,403,469	213,187	96,293	75,843	59,576	2,538	72,666	4,405,780
-	-	1,450	1,680	-	-	66	72	-	-	3,268
-	-	(5,416)	113	-	-	-	-	-	-	159,955
-	(14)	45,311	45,311	-	5,305	12	-	-	-	78,971
53	31,155	-	-	-	1,352	1,100	-	-	-	9,082
14	2,679	5,642	615	-	615	132	-	-	-	25,656
-	2,692	22,964	22,964	-	7,321	-	-	-	-	7,321
(7,102)	(129)	(13,849)	(4,039)	(16)	(355)	(245)	(3,481)	-	-	(29,196)
-	(11,861)	(39,690)	(19,779)	(2,400)	(5,516)	(5,684)	(9,653)	-	-	(94,583)
-	(43)	(45)	(45)	-	(6)	(5)	(3)	-	-	(102)
1,390	-	-	-	25,179	-	-	-	-	-	26,569
(2,410)	(23,718)	-	-	-	-	-	-	-	-	(23,718)
18,000	-	-	-	-	-	-	-	-	-	(2,410)
-	-	-	-	-	-	-	-	-	-	18,000
-	-	-	-	-	-	-	-	-	(3,072)	(3,072)
4,408	10,338	45,842	20,518	212	192	201	-	-	-	66,753
563,828	307,933	1,701,695	1,492,871	236,162	120,478	77,673	58,379	24	86,693	4,648,274
unlimited	1 - 128	1 - unlimited	4 - 162	14 - unlimited	3 - 100	5 - 100	1 - 110	unlimited	-	-

Range of estimated useful life in years

* Not previously recognised adjustments as disclosed in Note 23 Restated balances.



NOTES TO THE FINANCIAL STATEMENTS
For the year ended 30 June 2019

11 Trade and other payables

Creditors are recognised when goods or services are received, at the amount owed. Amounts owing are unsecured and are generally settled on 30 day terms.

Liabilities are recognised for employee benefits such as vested sick leave and annual leave in respect of services provided by the employees up to the reporting date. The liability is calculated using the present value of remuneration rates that will be paid when the liability is expected to be settled and includes related on-costs.

As Council does not have an unconditional right to defer settlement of annual leave beyond twelve months after the reporting date, all annual leave is classified as current.

Council has an obligation to pay sick leave on termination to certain employees and therefore a liability has been recognised for this obligation.

	2019 \$'000	2018 \$'000
Current		
Trade creditors and accruals	41,510	38,328
Employee entitlements	10,627	10,708
	<u>52,137</u>	<u>49,036</u>

12 Borrowings

Borrowings are initially recognised at fair value plus any directly attributable transaction costs. Subsequent to initial recognition these liabilities are measured at amortised cost.

In accordance with the *Local Government Regulation 2012* Council adopts an annual debt policy that sets out Council's planned borrowings for the next nine years. Council's current policy is to only borrow for capital projects and for a term no longer than the expected life of the asset. Council also aims to comply with the Queensland Treasury Corporation's borrowing guidelines and ensure that sustainability indicators remain within acceptable levels at all times.

Borrowing costs, which includes interest calculated using the effective interest method and administration fees, are expensed in the period in which they arise. Costs that are not settled in the period in which they arise are added to the carrying amount of the borrowing. Borrowing costs are treated as an expense, as assets constructed by Council are generally completed within one year and therefore are not considered to be qualifying assets.

	2019 \$'000	2018 \$'000
Current		
Loans - Queensland Treasury Corporation	<u>34,685</u>	<u>31,533</u>
Non-current		
Loans - Queensland Treasury Corporation	<u>344,307</u>	<u>354,463</u>

The QTC loan market value at the reporting date was \$443,262,184. This represents the value of the debt if Council repaid it as at 30 June 2019.

No assets have been pledged as security by the Council for any liabilities.

NOTES TO THE FINANCIAL STATEMENTS
For the year ended 30 June 2019

13 Provisions

Long service leave

A liability for long service leave is measured as the present value of the estimated future cash outflows to be made in respect of services provided by employees up to the reporting date. The value of the liability is calculated using current pay rates and projected future increases in those rates and includes related employee on-costs. The estimates are adjusted for the probability of the employee remaining in Council's employment or other associated employment which would result in Council being required to meet the liability. Adjustments are then made to allow for the proportion of the benefit earned to date, and the result is discounted to present value. Long service leave is treated as current where Council does not have an unconditional right to defer settlement beyond twelve months. All other long service leave is treated as non-current.

Restoration and rehabilitation

The provision is made for the cost of restoration in respect of refuse landfill sites and bio-solids composting sites where it is probable Council will be liable, or required, to incur such a cost on the cessation of use of these facilities. The provision is measured at the expected cost of the work required discounted to current day values using an appropriate rate.

The provision represents the present value of the anticipated future costs associated with the closure of these sites, decontamination and monitoring of historical residues and leaching on these sites. The calculation of this provision requires assumptions such as application of environmental legislation, site closure dates, available technologies and engineering cost estimates. These uncertainties may result in future actual expenditure differing from amounts currently provided. Because of the long-term nature of the liability, the most significant uncertainty in estimating the provision is the costs that will be incurred. The provision recognised for these sites is reviewed annually and updated on the facts and circumstances available at the time.

Changes in the provision not arising from the passing of time are treated as an adjustment to the provision and associated asset. Once the related asset has reached the end of its useful life, all subsequent changes in the liability are recognised in profit and loss. Changes to the provision resulting from the passing of time (the unwinding of the discount) is treated as a finance cost.

Infrastructure offsets and credits

Infrastructure offsets occur when infrastructure has been contributed to Council by a developer in lieu of paying infrastructure charges. Terms and conditions surrounding the delivery of the contributed infrastructure and the realisation of the offset are set out in "Infrastructure Agreements" that the Council and the developer(s) enter into. When the value of the contributed infrastructure is greater than what the developer would have paid in infrastructure charges to Council an infrastructure credit results. The credit is recognised when the contributed asset is accepted as "on maintenance" (when Council accepts ownership of the asset) by Council. Once the credit is created the developer is entitled to be refunded that amount in cash or can use it to offset any infrastructure charges for future developments that the developer may undertake.

NOTES TO THE FINANCIAL STATEMENTS
For the year ended 30 June 2019

13 Provisions (continued)

	2019 \$'000	2018 \$'000
Current		
Long service leave	14,415	13,565
Bio-solids composting site rehabilitation	72	71
Refuse restoration	144	142
	<u>14,631</u>	<u>13,778</u>
Non-current		
Long service leave	3,005	3,023
Bio-solids composting site rehabilitation	1,023	985
Refuse restoration	53,970	37,428
Infrastructure credits	2,016	1,146
	<u>60,014</u>	<u>42,582</u>

Movements in the provisions during the financial year are set out below:

	2019	2019
	Long service leave	Infrastructure credits
	\$'000	\$'000
Balance at beginning of financial year	16,588	1,146
Provisions arising	3,367	3,113
Provisions extinguished	(674)	(277)
Provisions paid	(1,861)	(1,966)
Balance at end of financial year	<u>17,420</u>	<u>2,016</u>
	Bio-solids composting site rehabilitation	Refuse landfill sites restoration
	\$'000	\$'000
Balance at beginning of financial year	1,056	37,570
Amount incurred and charged against the provision	(33)	(23)
Increase in provision due to unwinding of discount	24	1,078
Increase in provision due to change in estimate	-	(1,049)
Increase in provision due to change in discount rate	87	16,657
Unused amounts reversed	(39)	(119)
Balance at end of financial year	<u>1,095</u>	<u>54,114</u>

NOTES TO THE FINANCIAL STATEMENTS
For the year ended 30 June 2019

13 Provisions (continued)

Site	Expected site closure year	Post closure monitoring cost completion year
Bunya landfill site	2091	2105
Dakabin landfill site	2048	2062
Caboolture landfill site	2053	2067
Ningi landfill site	closed	2032
Woodford landfill site	closed	2032
Bio-solid compositing site	closed	2032

14 Other liabilities

Current

Revenue received in advance	462	550
Waste levy refund received in advance	<u>14,877</u>	<u>-</u>
	<u>15,339</u>	<u>550</u>

The State government made an advance payment to Council in June 2019 to mitigate the impacts on households for 2019-20 of the State Waste Levy, which takes effect from 1 July 2019. The Council will be liable to the State for payment of the Levy on most forms of commercial and household waste delivered to its disposal sites from 1 July 2019. The State is required to make an annual payment to the Council that essentially refunds the Council for the portion of the Levy that relates to households. Council will fund the portion of the Levy that relates to commercial waste through charges to commercial users of disposal sites from 1 July 2019. As the receipt from the State in June 2019 is for a refund of Council's 2019-20 Levy expense, the full amount has been recognised as a liability as at 30 June 2019.

NOTES TO THE FINANCIAL STATEMENTS
For the year ended 30 June 2019

15 Asset revaluation surplus

The asset revaluation surplus comprises adjustments relating to changes in value of property, plant and equipment that do not result from the use of those assets. Net incremental changes in the carrying value of classes of non-current assets since their initial recognition are accumulated in the asset revaluation surplus. Increases and decreases on revaluation are offset within a class of assets.

Where a class of assets is decreased on revaluation, that decrease is offset first against the amount remaining in the asset revaluation surplus in respect of that class. Any excess is treated as an expense. When an asset is disposed of, the amount in the surplus in respect of that asset is retained in the asset revaluation surplus and not transferred to retained surplus.

	Balance at beginning of year \$'000	Movements \$'000	Balance at end of year \$'000
2019			
Land	134,813	64,602	199,415
Buildings	72,235	-	72,235
Stormwater infrastructure	653,848	(51,343)	602,505
Waterways and canals	62,603	-	62,603
	<u>923,499</u>	<u>13,259</u>	<u>936,758</u>
	Balance at beginning of year \$'000	Movements \$'000	Balance at end of year \$'000
2018			
Land	133,423	1,390	134,813
Buildings	72,235	-	72,235
Stormwater infrastructure	653,848	-	653,848
Waterways and canals	37,424	25,179	62,603
	<u>896,930</u>	<u>26,569</u>	<u>923,499</u>



NOTES TO THE FINANCIAL STATEMENTS

For the year ended 30 June 2019

16 Financial instruments

Council has exposure to the following risks arising from financial instruments:

- credit risk
- liquidity risk
- market risk

This note provides information (both qualitative and quantitative) to assist statement users evaluate the significance of financial instruments on the Council's financial position and financial performance, including the nature and extent of risks and how the Council manages these exposures.

Financial risk management

Council is responsible for the establishment and oversight of the risk management framework, together with developing and monitoring risk management policies.

The Council's risk management policies are established to identify and analyse the risks faced, to set appropriate limits and controls and to monitor these risks and adherence against limits. The Council aims to manage volatility to minimise potential adverse effects on the financial performance of the Council.

The Council's audit committee oversees how management monitors compliance with the Council's risk management policies and procedures, and reviews the adequacy of the risk management framework in relation to the risks faced by the Council. Council's audit committee is assisted in its oversight role by internal audit. Internal audit undertakes both regular and ad hoc reviews of risk management controls and procedures, the results of which are reported to the audit committee.

Council does not enter into derivatives.

Credit risk exposure

Credit risk is the risk of financial loss if a counterparty to a financial instrument fails to meet its contractual obligations. These obligations arise principally from the Council's investments and receivables from customers.

Exposure to credit risk is managed through regular analysis of credit counterparty ability to meet payment obligations. The carrying amount of financial assets represents the maximum credit exposure.

No collateral is held as security relating to the financial assets held by Council.

The carrying amounts of financial assets at the end of the reporting period represent the maximum exposure to credit risk for the Council.

NOTES TO THE FINANCIAL STATEMENTS
For the year ended 30 June 2019

16 Financial instruments (continued)

Cash and cash equivalents

The Council may be exposed to credit risk through its investments in the QTC Cash Fund. The QTC Cash Fund is an asset management portfolio that invests with a wide range of high credit rated counterparties. Deposits with the QTC Cash Fund are capital guaranteed. Other investments are held with highly rated/regulated banks and financial institutions and whilst not capital guaranteed, the likelihood of a credit failure is assessed as remote.

Other non-current financial assets

Other non-current financial assets are held with Queensland Investment Corporation (QIC), which is highly rated and regulated, and whilst not capital guaranteed, the likelihood of a credit failure is considered remote.

Trade and other receivables

In the case of rate receivables, interest is charged on outstanding debts at a rate of 11% per annum (as from 1 July 2019 9.83%) and Council has the power to sell the property to recover any defaulted amounts. In effect this power protects the Council against credit risk in the case of defaults.

In other cases, the Council assesses the credit risk before providing goods or services and applies normal business credit protection procedures to minimise the risk.

By the nature of the Council's operations, there is a geographical concentration of risk in the Council's area. However, the region has a wide variety of industries, reducing the geographical risk.

The Council does not require collateral in respect of trade and other receivables. The Council does not have trade receivables for which no loss allowance is recognised because of collateral.

At 30 June 2019, the exposure to credit risk for trade receivables by type of counterparty was as follows:

	2019 \$'000	2018 \$'000
Rates and utility charges	8,837	7,824
GST recoverable	3,344	3,535
Associates	697,896	701,961
Community organisations	519	551
Other	10,269	7,620
	720,865	721,491

A summary of the Council's exposure to credit risk for trade receivables is as follows:

	2019 \$'000	2018 \$'000
Not past due	40,079	43,555
Past due 31-60 days	52	39
Past due 61-90 days	3,076	229
More than 90 days	633	650
Total gross carrying amount	43,840	44,473

The above analysis does not include the non-current receivable of \$677.025 million (2018: \$677.025 million), which represents a fixed rate of 5.02% loan to Unitywater. The credit risk on these loans is considered low. Refer to Note 6 for further information.

NOTES TO THE FINANCIAL STATEMENTS
For the year ended 30 June 2019

16 Financial instruments (continued)

Liquidity risk

Liquidity risk is the risk that the Council will encounter difficulty in meeting the obligations associated with its financial liabilities that are settled by delivering cash or another financial asset.

The Council's approach to managing liquidity is to ensure, as far as possible, that it will have sufficient liquidity to meet its liabilities when they are due, under both normal and stressed conditions, without incurring unacceptable losses or risking damage to the Council's reputation.

Council is exposed to liquidity risk through its normal course of business and through its borrowings with QTC.

The following table sets out the liquidity risk in relation to financial liabilities held by the Council. It represents the remaining contractual cash flows (principal and interest) of financial liabilities at the end of the reporting period, excluding the impact of netting agreements:

	0 to 1 year	1 to 5 years	Over 5 years	Total contractual cash flows	Carrying Amount
	\$'000	\$'000	\$'000	\$'000	\$'000
2019					
Trade and other payables	41,510	-	-	41,510	41,510
Loans - QTC	54,081	209,604	221,046	484,731	378,992
	95,591	209,604	221,046	526,241	420,502
2018					
Trade and other payables	38,554	-	-	38,554	38,328
Loans - QTC	52,153	207,190	248,813	508,156	385,996
	90,707	207,190	248,813	546,710	424,324

The outflows in the above table are not expected to occur significantly earlier and are not expected to be for significantly different amounts than indicated in the table.

Council does not have access to a fixed overdraft facility.

Market risk

Market risk is the risk that changes in market prices, such as interest rates, will affect the Council's income or the value of its holdings of financial instruments.

Interest rate risk

Council is exposed to interest rate risk through borrowings with QTC and investments through QTC and other financial institutions.

The Council has access to a mix of variable and fixed rate funding options through QTC so that interest rate risk exposure can be minimised.

NOTES TO THE FINANCIAL STATEMENTS
For the year ended 30 June 2019

16 Financial instruments (continued)

Sensitivity

Sensitivity to interest rate movements is shown for variable financial assets and liabilities based on the carrying amount at reporting date.

The Council does not account for any fixed-rate financial assets or financial liabilities at Fair Value through Profit or Loss, therefore a change in interest rates at the reporting date would not affect profit or loss.

The following interest rate sensitivity analysis depicts what effect a reasonably possible change in interest rates (assumed to be 1%) would have on the net result and equity, based on the carrying values at the end of the reporting period. The calculation assumes that the change in interest rates would be held constant over the period.

	Net carrying amount \$'000	Effect on Net Result		Effect on Equity	
		1% increase \$'000	1% decrease \$'000	1% increase \$'000	1% decrease \$'000
2019					
QTC cash fund	116,811	1,168	(1,168)	1,168	(1,168)
Other investments	146,775	1,468	(1,468)	1,468	(1,468)
Net total	263,586	2,636	(2,636)	2,636	(2,636)
2018					
QTC cash fund	61,224	612	(612)	612	(612)
Other investments	150,363	1,504	(1,504)	1,504	(1,504)
Net total	211,587	2,116	(2,116)	2,116	(2,116)

In relation to the QTC loans held by the Council, the following has been applied:

QTC Fixed Rate Loan - financial instruments with fixed interest rates which are carried at amortised cost are not subject to interest rate sensitivity.

Fair value

The fair value of trade and other receivables and payables is assumed to approximate the value of the original transaction, less any allowance for impairment.

The fair value of borrowings with QTC is based on the market value of debt outstanding. The market value of a debt obligation is the discounted value of future cash flows based on prevailing market rates and represents the amount required to be repaid if this was to occur at balance date. The market value of debt is provided by QTC and is disclosed in Note 12.

QTC applies a book rate approach in the management of debt and interest rate risk, to limit the impact of market value movements to clients' cost of funding. The book value represents the carrying value based on amortised cost using the effective interest method.

NOTES TO THE FINANCIAL STATEMENTS
For the year ended 30 June 2019

17 Commitments

Contractual commitments for capital expenditure

Contractual commitments at end of financial year but not recognised in the financial statements are as follows:

	2019 \$'000	2018 \$'000
Property, plant and equipment	<u>86,570</u>	<u>59,264</u>
These expenditures are due for payment:		
Not later than one year	83,647	43,257
One to five years	<u>2,923</u>	<u>16,007</u>
	<u>86,570</u>	<u>59,264</u>

Contractual commitments for operating expenditure

Contractual commitments at end of financial year but not recognised in the financial statements are as follows:

	2019 \$'000	2018 \$'000
Waste and maintenance services	<u>214,474</u>	<u>77,242</u>
These expenditures are due for payment:		
Not later than one year	46,505	39,487
One to five years	87,139	34,106
More than five years	<u>80,830</u>	<u>3,649</u>
	<u>214,474</u>	<u>77,242</u>

Operating lease income

Future operating lease rental commitments receivable for property, plant and equipment comprise:

	2019 \$'000	2018 \$'000
The minimum lease receipts are as follows:		
Not later than one year	3,018	2,798
One to five years	6,184	5,620
Later than five years	<u>3,342</u>	<u>3,947</u>
	<u>12,544</u>	<u>12,365</u>



NOTES TO THE FINANCIAL STATEMENTS

For the year ended 30 June 2019

18 Contingencies

Contingent liabilities

Details and estimates of maximum amounts of contingent liabilities are as follows:

Legal claims

Council is subject to a number of compensation claims with regards to the compulsory acquisition of land and contract disputes. Information in respect of individual claims has not been disclosed in accordance with AASB 137 Provisions, Contingent Liabilities and Contingent Assets on the basis that Council considers such disclosures would seriously prejudice the outcome of the claims. In total the claims amount to approximately \$12 million (2018: approximately \$10m).

Local Government Mutual

Council is a member of the local government mutual liability self-insurance pool, LGM Queensland. In the event of the pool being wound up or it is unable to meet its debts as they fall due, the trust deed and rules provide that any accumulated deficit will be met by the individual pool members in the same proportion as their contribution is to the total pool contributions in respect to any year that a deficit arises.

As at 30 June 2018 the financial statements of LGM Queensland reported a members' equity balance of \$75,834,341.

Local Government Workcare

Council is a member of the Queensland local government worker's compensation self-insurance scheme, Local Government Workcare. Under this scheme Council has provided an indemnity towards a bank guarantee to cover bad debts which may remain should the self insurance licence be cancelled and there was insufficient funds available to cover outstanding liabilities. Only the Queensland Government's workers compensation authority may call on any part of the guarantee should the above circumstances arise. Council's maximum exposure to the bank guarantee is \$3,153,058.



NOTES TO THE FINANCIAL STATEMENTS
For the year ended 30 June 2019

19 Superannuation - Regional Defined Benefit Fund

Council contributes to the LGIASuper Regional Defined Fund (the scheme), at the rate of 12% for each permanent employee who is a defined benefit member. This rate is set in accordance with the LGIASuper trust deed and may be varied on the advice of an actuary. The Regional Defined Benefits Fund is a complying superannuation scheme for the purpose of the Commonwealth Superannuation Industry (Supervision) legislation and is also governed by the Local Government Act 2009.

The scheme is a defined benefit plan, however Council is not able to account for it as a defined benefit plan in accordance with AASB 119 because LGIASuper is unable to account for its proportionate share of the defined benefit obligation, plan assets and costs.

Any amount by which the scheme is over or under funded may affect future benefits and result in a change to the contribution rate, but has not been recognised as an asset or liabilities of the Council.

Technically Moreton Bay Regional Council can be liable to the scheme for a portion of another local governments' obligations should that local government be unable to meet them. However the risk of this occurring is extremely low and in accordance with the LGIASuper trust deed changes to council's obligations will only be made on the advice of an actuary.

The last completed actuarial assessment of the scheme was undertaken as at 1 July 2018. The actuary indicated that "At the valuation date of 1 July 2018, the net assets of the scheme exceeded the vested benefits and the scheme was in a satisfactory financial position as at the valuation date". The Council is not aware of anything that has happened since that time that indicates the assets of the scheme are not sufficient to meet the vested benefits, as at the reporting date.

No changes have been made to prescribed employer contributions which remain at 12% of employee assets and there are no known requirements to change the rate of contributions.

The next triennial review is not due until 1 July 2021.

The most significant risks that may result in LGIASuper increasing the contribution rate, on the advice of the actuary, are:

Investment risk - The risk that the scheme's investment returns will be lower than assumed and additional contributions are needed to fund the shortfall.

Salary growth risk - The risk that wages or salaries will rise more rapidly than assumed, increasing vested benefits to be funded.

There are currently 62 entities contributing to the scheme and any changes in contribution rates would apply equally to all 62 entities. Moreton Bay Regional Council made 5.24% of the total contributions to the scheme for the 2018-2019 financial year.

	Note	2019 \$'000	2018 \$'000
Superannuation contributions made to the Regional Defined Benefits Fund		831	855
Other superannuation contributions for employees		11,945	11,536
Total superannuation contributions paid by Council for employees:	4(a)	12,776	12,391

Contributions Council expects to make to the Regional Defined Benefits Funds for 2019-20 is \$849,318.

NOTES TO THE FINANCIAL STATEMENTS
For the year ended 30 June 2019

20 National competition policy

Business activities to which the code of competitive conduct is applied

Council applies the competitive code of conduct to the following activity:

Waste Function

This requires the application of full cost pricing, identifying the cost of community service obligations (CSO) and eliminating the advantages and disadvantages of public ownership within that activity.

The following activity statements are for activities subject to the competitive code of conduct:

	Waste Function
Revenue	2019
	\$'000
Revenue for services provided to Council	2,831
Revenue for services provided to external clients	51,809
Community service obligations	539
	55,179
Expenditure	44,471
Surplus/(deficiency)	10,708

Community Service Obligations:

The CSO value is determined by Council and represents an activity's cost(s) which would not be incurred if the activities primary objective were to make a profit. Council provides funding from general revenue to the business activity to cover the cost of providing non-commercial community services or costs deemed to be CSO's by Council.

Activities and CSO Description	2019
	\$'000
Waste	
Pensioner Discounts	539

21 Events subsequent to balance date

Council is in the process of listing for sale properties with an estimated value of \$8.9 million that are surplus to Council requirements. Some of these properties are yet to be actively marketed.

During the financial year a Crime and Corruption Commission (CCC) investigation resulted in one Councillor being charged with official corruption. In accordance with section 182A of the Local Government Act 2009, that Councillor is currently suspended from office. The CCC's investigation remains ongoing. To the best of Council's knowledge at the date of this financial report, there is no material impact in relation to the matters identified through the CCC investigations, on this financial report.

NOTES TO THE FINANCIAL STATEMENTS
For the year ended 30 June 2019

22 Related party transactions

(a) Associate

Council has a participating interest in the Northern SEQ Distributor-Retailer Authority (trading as Unitywater) governed by a Participation Agreement.

Transactions with Unitywater

The amount of revenue and expenditure included in the Statement of Comprehensive Income, and the amount receivable or payable to Unitywater are as follows;

	2019 \$'000	2018 \$'000
Revenue		
Interest on loans	33,987	35,070
Taxation equivalents	23,153	42,029
Dividends	20,373	415
Other revenue	216	1,426
	<u>77,729</u>	<u>78,940</u>
Expenses		
Material and services	7,567	6,493
	<u>7,567</u>	<u>6,493</u>
Amounts receivable		
Interest	8,497	8,767
Dividends	11,200	-
Taxation equivalents	1,174	16,169
Other	113	2
	<u>20,984</u>	<u>24,938</u>
Loans		
Loans	677,025	677,025
	<u>677,025</u>	<u>677,025</u>
Amounts payable		
Material and services	1,628	1,308
	<u>1,628</u>	<u>1,308</u>

Unitywater operates under an income tax equivalent regime; with all tax paid being distributed to the participating Councils on a pro-rata basis to their participation rights. Income tax equivalent payments from Unitywater are recognised as revenue when the significant risks and rewards related to the corresponding assets have been transferred to Council.

Dividends received by Council from Unitywater are recorded as a reduction in the carrying value of the non-current asset.

Participant loans provide for a fixed interest rate with monthly interest only payments.

Further detail regarding Unitywater is contained in Note 9 Investment in associate.

NOTES TO THE FINANCIAL STATEMENTS
For the year ended 30 June 2019

22 Related party transactions (continued)

(b) Key management personnel

(i) Details of compensation

Key Management Personnel (KMP) are those persons having authority and responsibility for planning, directing and controlling the activities of Council directly or indirectly. The Mayor, Councillors, CEO and the Executive Management Team are the KMP of Council for 2018/19 year.

Total compensation for key management personnel of Council is set out below:

	2019 \$'000	2018 \$'000
Short-term benefits	3,959	4,157
Post-employment benefits	437	436
Other long-term benefits	50	53
Termination benefits	89	126
	<u>4,535</u>	<u>4,772</u>

(ii) Transactions with other related parties - KMP's close family members and organisations in which the KMP and/or their close family members have controlling interests (individually or jointly)

Details of transactions between Council and KMP are disclosed below:

	2019 \$'000	2018 \$'000
Expense		
Employee expenses for close family members of KMP ¹	196	216
Purchase of material and services from entities controlled by close family member of KMP	-	142
Revenue		
Infrastructure contributions and development fees received from entities controlled by KMP ²	24	-

¹All close family members of key management personnel were employed through an arm's length process. They are paid in accordance with the relevant award for the job they perform. Council employs 1611 staff of which only 2 are close family members of KMP.

²A company controlled by KMP, paid infrastructure contributions and development application fees to Council. Contributions and fees paid were in accordance with Council's normal terms and conditions.

NOTES TO THE FINANCIAL STATEMENTS
For the year ended 30 June 2019

22 Related party transactions (continued)

(c) Outstanding balances

There were no balances outstanding at the end of reporting period in relation to transactions with related parties.

No expenses has been recognised in the current year or prior year for bad or doubtful debts in respect of amounts owed by related parties.

(d) Loans and guarantees to/from related parties

Apart from its associate (Unitywater) council does not make loans to or receive loans from related parties. No guarantees have been provided.

(e) Commitments to/from related parties

There were no commitments outstanding at the end of reporting period in relation to transactions with related parties.

(f) Transaction with related parties not disclosed

On a regular basis ordinary citizen transactions occur between Council and its related parties. Examples include rates, use of Council pools, payment of animal registration and library borrowings. Council has not included these types of transactions in its disclosure where they are made on the same terms and conditions available to the general public.

(g) LGIAsuper

Information about superannuation is included in Note 19.

NOTES TO THE FINANCIAL STATEMENTS
For the year ended 30 June 2019

23 Restated balances

Contributed assets not previously recognised

During 2018/19, Council identified a prior period error that related to contributed assets that had commission dates prior to 1 July 2018. As a result, for 2017/18 Council had understated its contributed revenue and property, plant and equipment by \$9.082 million and applicable depreciation of \$0.103 million. Prior to 1 July 2017, contributed revenue and property, plant and equipment had been understated by \$3.351 million and applicable depreciation of \$0.083 million. To correct the impact of the prior period error, Council has adjusted the 2017/18 comparative amounts in the Statement of Comprehensive Income, Statement of Financial Position, Statement of Changes in Equity and notes where indicated.

Details of the adjustments impacting financial statement line items is provided below:

30 June 2018 Comparative year

Financial statement line item / balance affected	Note	Actual 2018 \$'000	Adjustments 2018 \$'000	Restated Actual 2018 \$'000
<i>Statement of Comprehensive Income (Extract)</i>				
Capital Revenue				
Grants, subsidies and contributions	3(c)(ii)	141,289	9,082	150,371
Total Revenue		<u>669,469</u>	<u>9,082</u>	<u>678,551</u>
Total Income		<u>672,242</u>	<u>9,082</u>	<u>681,324</u>
Recurring Expenses				
Depreciation and amortisation		(95,939)	(102)	(96,041)
Total Expenses		<u>(448,123)</u>	<u>(102)</u>	<u>(448,225)</u>
NET RESULT		<u>224,119</u>	<u>8,980</u>	<u>233,099</u>
TOTAL COMPREHENSIVE INCOME FOR THE YEAR		<u>250,377</u>	<u>8,980</u>	<u>259,357</u>
<i>Statement of Financial Position (Extract)</i>				
Non-Current Assets				
Property, plant and equipment	10	4,636,026	12,248	4,648,274
Total Non-Current Assets		<u>6,569,472</u>	<u>12,248</u>	<u>6,581,720</u>
Total Assets		<u>6,934,542</u>	<u>12,248</u>	<u>6,946,790</u>
NET COMMUNITY ASSETS		<u>6,442,600</u>	<u>12,248</u>	<u>6,454,848</u>
Community Equity				
Retained surplus		5,519,101	12,248	5,531,349
TOTAL COMMUNITY EQUITY		<u>6,442,600</u>	<u>12,248</u>	<u>6,454,848</u>
<i>Statement of Changes in Equity (Extract)</i>				
Retained Surplus				
Balance as at 1 July 2017		5,269,637	3,268	5,272,905
Net result		224,119	8,980	233,099
Total comprehensive income for the year		<u>249,464</u>	<u>8,980</u>	<u>258,444</u>
Balance at 30 June 2018		<u>5,519,101</u>	<u>12,248</u>	<u>5,531,349</u>



MANAGEMENT CERTIFICATE
For the year ended 30 June 2019

These general purpose financial statements have been prepared pursuant to sections 176 and 177 of the *Local Government Regulation 2012* (the Regulation) and other prescribed requirements.

In accordance with section 212(5) of the Regulation we certify that:

- (i) the prescribed requirements of the *Local Government Act 2009* and *Local Government Regulation 2012* for the establishment and keeping of accounts have been complied with in all material respects; and
- (ii) the general purpose financial statements, as set out on pages 1 to 40, present a true and fair view, in accordance with Australian Accounting Standards, of the Council's transactions for the financial year and financial position at the end of the year.

A handwritten signature in black ink, appearing to be "AS", written over a horizontal line.

Cr Allan Sutherland
Mayor

Date: 9, 10, 19

A handwritten signature in black ink, appearing to be "GK", written over a horizontal line.

Mr Graeme Kanofski
Acting Chief Executive Officer

Date: 9, 10, 19

INDEPENDENT AUDITOR'S REPORT

To the Councillors of Moreton Bay Regional Council

Report on the audit of the financial report

Opinion

I have audited the accompanying financial report of Moreton Bay Regional Council (the council).

In my opinion, the financial report:

- a) gives a true and fair view of the council's financial position as at 30 June 2019, and of its financial performance and cash flows for the year then ended
- b) complies with the *Local Government Act 2009*, the Local Government Regulation 2012 and Australian Accounting Standards.

The financial report comprises the statement of financial position as at 30 June 2019, the statement of comprehensive income, statement of changes in equity and statement of cash flows for the year then ended, notes to the financial statements including significant accounting policies and other explanatory information, and the management certificate given by the Mayor and the Acting Chief Executive Officer.

Basis for opinion

I conducted my audit in accordance with the *Auditor-General of Queensland Auditing Standards*, which incorporate the Australian Auditing Standards. My responsibilities under those standards are further described in the *Auditor's responsibilities for the audit of the financial report* section of my report.

I am independent of the council in accordance with the ethical requirements of the Accounting Professional and Ethical Standards Board's APES 110 *Code of Ethics for Professional Accountants* (the Code) that are relevant to my audit of the financial report in Australia. I have also fulfilled my other ethical responsibilities in accordance with the Code and the *Auditor-General of Queensland Auditing Standards*.

I believe that the audit evidence I have obtained is sufficient and appropriate to provide a basis for my opinion.

Other information

Other information comprises the information included in Moreton Bay Regional Council's annual report for the year ended 30 June 2019, but does not include the financial report and my auditor's report thereon. At the date of this auditor's report, the other information was the current year financial sustainability statement and long-term financial sustainability statement.

My opinion on the financial report does not cover the other information and accordingly I do not express any form of assurance conclusion thereon. However, as required by the Local Government Regulation 2012, I have expressed a separate opinion on the current year financial sustainability statement.

In connection with my audit of the financial report, my responsibility is to read the other information and, in doing so, consider whether the other information is materially inconsistent with the financial report and my knowledge obtained in the audit or otherwise appears to be materially misstated.

If, based on the work I have performed, I conclude that there is a material misstatement of this information, I am required to report that fact. I have nothing to report in this regard.

Responsibilities of the council for the financial report

The council is responsible for the preparation of the financial report that gives a true and fair view in accordance with the *Local Government Act 2009*, the Local Government Regulation 2012 and Australian Accounting Standards, and for such internal control as the council determines is necessary to enable the preparation of the financial report that is free from material misstatement, whether due to fraud or error.

The council is also responsible for assessing the council's ability to continue as a going concern, disclosing, as applicable, matters relating to going concern and using the going concern basis of accounting unless it is intended to abolish the council or to otherwise cease operations of the council.

Auditor's responsibilities for the audit of the financial report

My objectives are to obtain reasonable assurance about whether the financial report as a whole is free from material misstatement, whether due to fraud or error, and to issue an auditor's report that includes my opinion. Reasonable assurance is a high level of assurance, but is not a guarantee that an audit conducted in accordance with the Australian Auditing Standards will always detect a material misstatement when it exists. Misstatements can arise from fraud or error and are considered material if, individually or in aggregate, they could reasonably be expected to influence the economic decisions of users taken on the basis of this financial report.

As part of an audit in accordance with the Australian Auditing Standards, I exercise professional judgement and maintain professional scepticism throughout the audit. I also:

- Identify and assess the risks of material misstatement of the financial report, whether due to fraud or error, design and perform audit procedures responsive to those risks, and obtain audit evidence that is sufficient and appropriate to provide a basis for my opinion. The risk of not detecting a material misstatement resulting from fraud is higher than for one resulting from error, as fraud may involve collusion, forgery, intentional omissions, misrepresentations, or the override of internal control.
- Obtain an understanding of internal control relevant to the audit in order to design audit procedures that are appropriate in the circumstances, but not for expressing an opinion on the effectiveness of the council's internal control.
- Evaluate the appropriateness of accounting policies used and the reasonableness of accounting estimates and related disclosures made by the council.

- Conclude on the appropriateness of the council's use of the going concern basis of accounting and, based on the audit evidence obtained, whether a material uncertainty exists related to events or conditions that may cast significant doubt on the council's ability to continue as a going concern. If I conclude that a material uncertainty exists, I am required to draw attention in my auditor's report to the related disclosures in the financial report or, if such disclosures are inadequate, to modify my opinion. I base my conclusions on the audit evidence obtained up to the date of my auditor's report. However, future events or conditions may cause the council to cease to continue as a going concern.
- Evaluate the overall presentation, structure and content of the financial report, including the disclosures, and whether the financial report represents the underlying transactions and events in a manner that achieves fair presentation.
- Obtain sufficient appropriate audit evidence regarding the financial information of the entities or business activities within the council to express an opinion on the financial report. I am responsible for the direction, supervision and performance of the audit of the council. I remain solely responsible for my audit opinion.

I communicate with the council regarding, among other matters, the planned scope and timing of the audit and significant audit findings, including any significant deficiencies in internal control that I identify during my audit.

Report on other legal and regulatory requirements

In accordance with s.40 of the *Auditor-General Act 2009*, for the year ended 30 June 2019:

- a) I received all the information and explanations I required.
- b) In my opinion, the prescribed requirements in relation to the establishment and keeping of accounts were complied with in all material respects.



Carolyn Dougherty
as delegate of the Auditor-General

14 October 2019

Queensland Audit Office
Brisbane



CURRENT-YEAR FINANCIAL SUSTAINABILITY STATEMENT
For the year ended 30 June 2019

Measures of Financial Sustainability

Council's performance at 30 June 2019 against key financial ratios and targets:

	How the measure is calculated	Actual	Target
Operating surplus ratio	Net result (excluding capital items) divided by total operating revenue (excluding capital items)	24.2%	between 0% and 10%
Asset sustainability ratio	Capital expenditure on the replacement of assets (renewals) divided by depreciation expense.	54.8%	greater than 90%
Net financial liabilities ratio	Total liabilities less current assets divided by total operating revenue (excluding capital items)	20.6%	not greater than 60%

Note 1 - Basis of Preparation

The current year financial sustainability statement is a special purpose statement prepared in accordance with the requirements of the Local Government Regulation 2012 and the Financial Management (Sustainability) Guideline 2013. The amounts used to calculate the three reported measures are prepared on an accrual basis and are drawn from the Council's audited general purpose financial statements for the year ended 30 June 2019.



CERTIFICATE OF ACCURACY
For the year ended 30 June 2019

This current-year financial sustainability statement has been prepared pursuant to Section 178 of the *Local Government Regulation 2012* (the regulation).

In accordance with Section 212(5) of the Regulation we certify that this current-year financial sustainability statement has been accurately calculated.



Cr Allan Sutherland
Mayor

Date: 9, 10, 19



Mr Graeme Kanofski
Acting Chief Executive Officer

Date: 9, 10, 19

INDEPENDENT AUDITOR'S REPORT

To the Councillors of Moreton Bay Regional Council

Report on the current year financial sustainability statement

Opinion

I have audited the accompanying current year statement of financial sustainability of Moreton Bay Regional Council (the council) for the year ended 30 June 2019 comprising the statement, explanatory notes, and the certificate of accuracy given by the Mayor and the Acting Chief Executive Officer.

In accordance with section 212 of the Local Government Regulation 2012, in my opinion, in all material respects, the current year financial sustainability statement of Moreton Bay Regional Council for the year ended 30 June 2019 has been accurately calculated.

Basis of opinion

I conducted my audit in accordance with the *Auditor-General of Queensland Auditing Standards*, which incorporate the Australian Auditing Standards. My responsibilities under those standards are further described in the *Auditor's responsibilities for the audit of the current year financial sustainability statement* section of my report.

I am independent of the council in accordance with the ethical requirements of the Accounting Professional and Ethical Standards Board APES 110 *Code of Ethics for Professional Accountants* (the Code) that are relevant to my audit of the statement in Australia. I have also fulfilled my other ethical responsibilities in accordance with the Code and the *Auditor-General of Queensland Auditing Standards*.

I believe that the audit evidence I have obtained is sufficient and appropriate to provide a basis for my opinion.

Emphasis of matter – basis of accounting

I draw attention to Note 1 which describes the basis of accounting. The current year financial sustainability statement has been prepared in accordance with the Financial Management (Sustainability) Guideline 2013 for the purpose of fulfilling the council's reporting responsibilities under the Local Government Regulation 2012. As a result, the statement may not be suitable for another purpose. My opinion is not modified in respect of this matter.

Other Information

Other information comprises the information included in Moreton Bay Regional Council's annual report for the year ended 30 June 2019, but does not include the current year financial sustainability statement and my auditor's report thereon. At the date of this auditor's report, the other information was the general purpose financial statements and the long-term financial sustainability statement.

My opinion on the current year financial sustainability statement does not cover the other information and accordingly I do not express any form of assurance conclusion thereon. However, as required by the Local Government Regulation 2012, I have expressed a separate opinion on the general purpose financial report.

In connection with my audit of the financial report, my responsibility is to read the other information and, in doing so, consider whether the other information is materially inconsistent with the financial report and my knowledge obtained in the audit or otherwise appears to be materially misstated.

If, based on the work I have performed, I conclude that there is a material misstatement of this information, I am required to report that fact. I have nothing to report in this regard.

Responsibilities of the council for the current year financial sustainability statement

The council is responsible for the preparation and fair presentation of the current year financial sustainability statement in accordance with the Local Government Regulation 2012. The council's responsibility also includes such internal control as the council determines is necessary to enable the preparation and fair presentation of the statement that is accurately calculated and is free from material misstatement, whether due to fraud or error.

Auditor's responsibilities for the audit of the current year financial sustainability statement

My objectives are to obtain reasonable assurance about whether the current year financial sustainability statement as a whole is free from material misstatement, whether due to fraud or error, and to issue an auditor's report that includes my opinion. Reasonable assurance is a high level of assurance, but is not a guarantee that an audit conducted in accordance with the Australian Auditing Standards will always detect a material misstatement when it exists. Misstatements can arise from fraud or error and are considered material if, individually or in the aggregate, they could reasonably be expected to influence the economic decisions of users taken on the basis of this statement.

My responsibility does not extend to forming an opinion on the appropriateness or relevance of the reported ratios, nor on the council's future sustainability.

As part of an audit in accordance with the Australian Auditing Standards, I exercise professional judgement and maintain professional scepticism throughout the audit. I also:

- Identify and assess the risks of material misstatement of the statement, whether due to fraud or error, design and perform audit procedures responsive to those risks, and obtain audit evidence that is sufficient and appropriate to provide a basis for my opinion. The risk of not detecting a material misstatement resulting from fraud is higher than for one resulting from error, as fraud may involve collusion, forgery, intentional omissions, misrepresentations, or the override of internal control.
- Obtain an understanding of internal control relevant to the audit in order to design audit procedures that are appropriate in the circumstances, but not for the purpose of expressing an opinion on the effectiveness of the council's internal control.

- Evaluate the appropriateness of accounting policies used and the reasonableness of accounting estimates and related disclosures made by the council.
- Evaluate the overall presentation, structure and content of the statement, including the disclosures, and whether the statement represents the underlying transactions and events in a manner that achieves fair presentation.

I communicate with the council regarding, among other matters, the planned scope and timing of the audit and significant audit findings, including any significant deficiencies in internal control that I identify during my audit.



Carolyn Dougherty
as delegate of the Auditor-General

14 October 2019

Queensland Audit Office
Brisbane



Moreton Bay
Regional Council

LONG-TERM FINANCIAL SUSTAINABILITY STATEMENT
Prepared as at 30 June 2019

Measures of Financial Sustainability

	Measure	Target	Projected for the years ended									
			Actual 30 June 2019	30 June 2020	30 June 2021	30 June 2022	30 June 2023	30 June 2024	30 June 2025	30 June 2026	30 June 2027	30 June 2028
Operating surplus ratio	Net result divided by total operating revenue	between 0% and 10%	24.2%	14.4%	18.2%	18.2%	17.4%	16.2%	15.4%	14.8%	15.1%	14.4%
Asset sustainability ratio	Capital expenditure on the replacement of assets (renewals) divided by depreciation expense.	greater than 90%	54.8%	68.7%	80.1%	71.9%	71.9%	78.6%	81.7%	84.1%	81.5%	79.5%
Net financial liabilities ratio	Total liabilities less current assets divided by total operating revenue	not greater than 60%	20.6%	21.4%	22.1%	25.8%	35.2%	28.2%	34.5%	38.4%	38.8%	39.6%

Council's Financial Management Strategy

Council measures revenue and expenditure trends over time as a guide to future requirements and to make decisions about the efficient allocation of resources to ensure the most effective provision of services. Council ensures that its financial management strategy is prudent and that its long-term financial forecast shows a sound financial position whilst also being able to meet the community's current and future needs.

Every financial year the Council must prepare a long term financial forecast in accordance with section 171 of the *Local Government Regulation 2012*. This high level planning document sets the financial sustainability framework in which the Council should operate within the next ten financial years. One of the key outcomes from this planning process is to ensure that the three relevant measures of financial sustainability that are disclosed (above) are within the target ranges as set by the Department of Local Government, Racing and Multicultural Affairs in accordance with the *Financial Management (Sustainability) Guideline 2013*.

The financial sustainability framework of the long term financial forecast forms the basis for the preparation of the Council's annual budget. The targets set during the long term financial forecast process must be adhered to during the budget process to ensure consistency between the long term forecast planning horizon and the short term annual commitments of the budget. This will place the Council on the path for ensuring future viability and financial sustainability for the region.



CERTIFICATE OF ACCURACY
For the long-term financial sustainability statement prepared as at 30 June 2019

This long-term financial sustainability statement has been prepared pursuant to Section 178 of the *Local Government Regulation 2012* (the regulation).

In accordance with Section 212(5) of the Regulation we certify that this long-term financial sustainability statement has been accurately calculated.



Cr Allan Sutherland
Mayor

Date: 9, 10, 19



Mr Graeme Kanofski
Acting Chief Executive Officer

Date: 9 10, 19

