


Annual Report 2011/12





Come and see why we've got it all.

If you're looking for some of South East Queensland's best sights, experiences and cuisine then the Moreton Bay Region has everything you're looking for.

From Queensland's friendliest parks to pristine beaches and waterways, scenic drives, bushwalks, rainforest trails, thriving shopping precincts and vibrant entertainment - we've got it all.

The Moreton Bay Region is one of South-East Queensland's most diverse areas, spanning more than 2037 square kilometres from Samford and Arana Hills to Redcliffe, Bribie Island, Caboolture, Dayboro, Woodford and Mt Mee.

So take the time to visit one of the many dynamic events and attractions on offer in the Moreton Bay Region.

www.visitmoretonbay.com.au

Contents

We've Got It All in the Moreton Bay Region	2
Our priorities	3
Mayor's Report	4
CEO'S Report	5
Elected Representatives	6
Corporate Structure	8
Our Team	9
Creating opportunities	11
Business Development	12
Tourism	14
Land use and infrastructure planning	16
Strengthening Communities	19
Community Capacity Building	20
Community Safety	22
Disaster Management	24
Community Support Services	26
Customer Service	28
Office of CEO	29
Building and plumbing services	30
Development assessment	32
Local Laws	34
Public health services	36
Valuing Lifestyle	39
Environmental initiatives	40
Waste collection, reduction and recycling	44
Roads and transport	46
Stormwater infrastructure	50
Waterways and coastal infrastructure	52
Community facilities	54
Cultural Services	58
Events	62
Libraries	64
Parks	66
Sport and Recreation	68
Governance	72
Community Financial Report	78

We've Got It All in the Moreton Bay Region

Moreton Bay Regional Council is Australia's third largest local government, conveniently located between Brisbane and the Sunshine Coast.

The Moreton Bay Region is a diverse area, spanning more than 2,000 square kilometres and boasting everything from rural townships to urban centres, coastal villages and thriving business precincts – We've Got It All.

Moreton Bay Regional Council employs more than 1700 staff dedicated to servicing the needs and enhancing the lifestyle of more than 397,000 residents.

The following annual report covers the period 1 July, 2011 to 30 June, 2012. It provides readers with a snapshot of council's major highlights, covering activities, projects and programs that were undertaken during this period.

The report also contains a community financial report, providing an insight into Moreton Bay Regional Council's strong financial position.

A snapshot of the Moreton Bay Region as at 30 June, 2012

	30 June 2012	30 June 2011	30 June 2010
Estimated Population	397,454*	389,661	371,162
Number of rateable properties	155,825	149,293	150,537
Number of properties exempt from rates	4775	4,409	4,120
Total number of council staff	1,745	1,717	2,524
Total loan debt	\$326 million	\$342 million	\$334 million
Debt level calculated per resident	\$896	\$876	\$899
Total net rates and charges	\$207.8 million	\$197.7 million	\$325.4 million <small>includes water and sewerage charges.</small>

*based on the Office of Economic and Statistical Research's two per cent population growth forecast for Moreton Bay Region.



Our Priorities

Moreton Bay Regional Council's priorities, decisions and policies are guided by its Corporate Plan 2012 – 2017 which sets a clear strategic direction through its vision, mission, and values statements. This Corporate Plan is council's response to the first 5 years of the Community Plan and outlines what council will do to achieve this vision.

Council's 2011/12 Operational Plan outlines key performance indicators and goals and is designed to support and deliver the objectives of the corporate plan.

In conjunction with the operational plan, council adopts a budget each year which allocates resources to help achieve our goals, build for our region's future and provide the services expected by the community.

Our Vision

A thriving region of opportunity where our communities enjoy a vibrant lifestyle.

Our Mission

We will serve the community to create a region of opportunity and a vibrant lifestyle, while focussing on excellence and sustainability.

Our Values

Council proudly upholds the following values in its daily operations with customers, external partners and staff:

Respect • Service • Integrity • Teamwork • Sustainability

Respect

We listen to people

We treat people fairly and consistently

We embrace diversity and opinions

We treat others as we wish to be treated

Service

We seek to understand the needs of those we serve

We strive to exceed expectations

We communicate clearly

We take a positive approach

We are proud to serve our community

Integrity

We are ethical and honest

We take responsibility for our actions

We act within statute and law

We take pride in the manner in which we perform our duties

Teamwork

We promote a friendly, supportive work environment

We inspire and encourage innovation

We develop and maintain relationships

We work collectively to achieve common goals

We work collaboratively with our community and external partners

Sustainability

We focus on the future

We respect the environment

We demonstrate leadership by example

Mayor's Report



Allan Sutherland
MAYOR

2011/12 was an extraordinary year for the Moreton Bay Region.

It was a year of resilience and a year of recovery as our community continued to bounce back from the devastating floods of January 2011.

Council beefed up its budget with more than \$170 million allocated to maintain, replace and repair local community infrastructure.

Measures to boost our community's resilience and better respond to disaster events were also high on our agenda. Council continued to work closely with emergency services on initiatives to improve communication with residents, better equip local SES and to deliver a coordinated disaster management response across the Moreton Bay Region.

Despite the challenges, there was plenty to celebrate in the Moreton Bay Region during 2011/12 with tens of thousands of residents taking part in the opening of several significant community infrastructure projects.

This included grand openings for the \$17 million Queensland State Equestrian Centre at Caboolture, \$24.2 million Redcliffe Rejuvenation Project and the \$26.2 million Caboolture Hub.

Bumper crowds of more than 140,000 people also attended council's annual signature events – 2012 Pine Rivers Festival, Caboolture Urban Country Music Festival, Celebrate Redcliffe Festival and Festival of Sails.

During the financial year, council continued to deliver on its commitment to infrastructure projects that matter to our residents.

Examples included construction of the \$21 million Francis Road Overpass at Lawnton and work on the \$16.5 million Plantation Road connecting North Lakes with Dakabin.

One of the most significant projects in the region's history is the Moreton Bay Rail Link, and council continued to work closely with the state and federal governments to ensure the project is delivered by the end of 2016.

The Moreton Bay Rail Link will benefit residents, tourism and businesses throughout the Moreton Bay Region, improving accessibility to areas like Kallangur, North Lakes, Mango Hill and Kippa-Ring, and reducing traffic congestion along the Bruce Highway.

This year our community went to the polls to cast their vote on their council and state government representatives. It was a chance for you to have your say on the things council has done well and the challenges we've overcome.

While I'm the first to admit there is always room for improvement, I was pleased to see an overwhelming level of trust and support from our community, re-electing the vast majority of their local councillors.

Meanwhile, the state elections saw a change in government. Over the past four years council has forged strong working relationships with our state and federal counterparts – partnerships to deliver the best outcomes for our community – and I look forward to working closely with our region's new state MPs.

I'm proud of what council has achieved in its first term, and the projects we're delivering that will make a real difference to the lifestyles of our residents.

I thank my fellow councillors, council staff and most importantly our community for its ongoing support as Moreton Bay Regional Council continues to lay the strong foundation necessary for a vibrant and prosperous future.

CEO's Report



John Rauber
CEO

Council's focus in 2011/12 featured investment in signature community projects, maintaining high quality capital works and delivering the infrastructure that's important to our residents.

In April Moreton Bay Region residents, like the rest of Queensland, went to the polls to have their say on the direction of their local council for the next four years. The message I took from our local election results was that our community is broadly satisfied with the performance and direction of Moreton Bay Regional Council, Australia's third largest local government authority.

We count on residents' feedback to help us measure and look for ever better ways to serve the region. Residents have told us that quality roads, parks and sporting facilities are a priority, and these are the services that have underpinned our Budget decisions.

Council has operated against a challenging financial backdrop, strongly influenced by global conditions. We have worked hard to keep a lid on costs and deliver quality as well as value for money.

During financial year 11/12 council spent \$79 million on new roads, upgrades and road works, this included emergency road works which were necessary after the sustained rain and, in some cases flooding, during the preceding summer.

Financial year 11/12 also saw the completion of signature regional projects including the Caboolture Hub and the Redcliffe Seaside Village Rejuvenation. Planning work also began on The Corso at North Lakes; a state of the art destination library, new community centre, a young people's space, central landscaped plaza and a commercial office component. Concept planning is also in hand for the development of a signature project for Strathpine.

Council is continuing to invest in sport and recreation across the region. In the current budget we'll spend \$59 million on maintenance and improvements to sports, recreation and park facilities – an investment in grassroots sport and a healthy lifestyle for our community.

Council has committed \$13.3 million to the Burpengary AFL precinct, part of the Moreton Bay Central Sports Complex which in coming years will include additional precincts accommodating other popular field sports.

Our investment during 2011/12 included upgrading and maintaining existing facilities like the South Pine Sporting Complex, soccer facilities at Samford Parklands and a rugby league field and lighting upgrade at Petrie's Mathieson Oval.

An ongoing focus for Moreton Bay Regional Council will be balancing the delivery of the infrastructure expected by our community with council's commitment to keep rates as low as possible.

After four years as CEO of the recently amalgamated Moreton Bay Regional Council, this is my final annual report, as I step into retirement.

I've been fortunate to work with talented and experienced staff. It's their intellectual capital and dedication that has made a significant difference in the successful amalgamation of the region and continued service delivery.

I'm confident Moreton Bay Regional Council has the capacity and capability to manage and deliver the large infrastructure projects required by its growing community. Moreton Bay Regional Council is in good shape to support our growing and vibrant region into the future.

Elected Representatives



DIVISION 1

Cr Gary Parsons

Representing Banksia Beach, Bellara, Bongaree, Donnybrook, Godwin Beach, Meldale, Ningi, Sandstone Point, Toorbul, Welsby, White Patch, Woorm and parts of Caboolture and Elimbah.

Cr Parsons was a member of Caboolture Shire Council from October 2002 until March 2008. He was elected to Moreton Bay Regional Council in March, 2008 and again at the 2012 local government elections in April.

Spokesperson for Parks, Recreation and Sport.



DIVISION 2

Cr Peter Flannery

Representing Beachmere, Burpengary, Burpengary East, parts of Deception Bay, parts of Caboolture, parts of Morayfield and parts of Narangba.

Cr Flannery was a member of Caboolture Shire Council from 2004 until March 2008. He was elected as councillor for Moreton Bay Regional Council Division 2 at the April, 2012 local government elections.

Audit Committee Chair.



DIVISION 3 – DEPUTY MAYOR

Cr Greg Chippendale

Representing the majority of Caboolture and Morayfield as well as parts of Bellmere and Moodlu.

Cr Chippendale was a member of Caboolture Shire Council from 1997 and was appointed Deputy Mayor in 2000. He was elected to Moreton Bay Regional Council in March, 2008 and again at the 2012 local government elections in April.



DIVISION 4

Cr Julie Greer

Representing North Lakes, Mango Hill, Griffin, Dakabin, parts of Kallangur, Deception Bay, Burpengary and Narangba.

Cr Greer was appointed to Pine Rivers Shire Council at a special meeting in April 2007. She was elected to Moreton Bay Regional Council in March, 2008 and again at the 2012 local government elections in April.

Spokesperson for Lifestyle and Amenity.



DIVISION 5

Cr James Houghton

Representing Redcliffe (north), Scarborough, Newport, Kippa-Ring (north) and Rothwell.

Cr Houghton was a Redcliffe alderman from 1973 to 1976. He was re-elected to Redcliffe City Council in 2004. He was elected to Moreton Bay Regional Council in March, 2008 and again at the 2012 local government elections in April.



DIVISION 6

Cr Koliana Winchester

Representing Clontarf, Woody Point, Margate, Redcliffe (south), and Kippa-Ring (south).

Cr Winchester was a Redcliffe City Councillor from 2005 to March 2008. She was elected as councillor for Moreton Bay Regional Council Division 6 in April, 2012.



DIVISION 7

Cr David Dwyer

Representing Petrie, Kallangur, Murrumba Downs, Kurwongbah, Dakabin and Narangba east.

Cr Dwyer was a member of Pine Rivers Shire Council from 1994 until March 2008. He was elected to Moreton Bay Regional Council in March, 2008 and again at the 2012 local government elections in April.



DIVISION 8

Cr Mick Gillam

Representing Strathpine (east), Bray Park, Lawnton, Joyner, Cashmere (north) and Warner (north).

Cr Gillam served as a Pine Rivers Shire Councillor from 1994 to March 2008. He was elected to Moreton Bay Regional Council in March, 2008 and again at the 2012 local government elections in April.

Spokesman for Asset Construction and Maintenance.



DIVISION 9

Cr Mike Charlton

Representing Albany Creek, Brendale, Eatons Hill, Strathpine (west) and Warner (south).

Cr Charlton served on Pine Rivers Shire Council from 1994 to March 2008. He was elected to Moreton Bay Regional Council in March, 2008 and again at the 2012 local government elections in April.

Spokesperson for Planning and Development.



DIVISION 10

Cr Brian Battersby OAM

Representing The Hills District (Arana Hills, Everton Hills, Ferny Hills) Bunya and southwest Albany Creek.

Cr Battersby has served as a Councillor since 1976 and was appointed Pine Rivers Shire Council's Deputy Mayor in March 2007. He was elected to Moreton Bay Regional Council in March, 2008 and again at the 2012 local government elections in April.

Spokesperson for Commercial Enterprises.



DIVISION 11

Cr Bob Millar

Representing Armstrong Creek, Camp Mountain, Cedar Creek, Clear Mountain, Closeburn, Dayboro, Draper, Highvale, Jollis Lookout, King Scrub, Kobbie Creek, Lacey's Creek, Mount Glorious, Mount Nebo, Mount Pleasant, Mount Samson, Ocean View, Rush Creek, Samford, Samford Valley, Samsonvale, Whiteside, Wights Mountain, Yugar and parts of Burpengary, Cashmere, Kurwongbah, Moorina and Narangba.

Cr Millar was a member of Pine Rivers Shire Council from 2000 until March 2008. He was elected to Moreton Bay Regional Council in March, 2008 and again at the 2012 local government elections in April.

Spokesperson for Corporate Services.



DIVISION 12

Cr Adrian Raedel

Representing parts of Bellmere, Bellthorpe, Boorobin, Bracalba, parts of Burpengary, Campbells Pocket, parts of Caboolture, Cedarton, Commissioners Flat, D'Agular, Delaney's Creek, Elimbah, Moodlu, Mount Delaney, Mount Mee, parts of Morayfield, Moorina, Neurum, Rocksberg, Stanmore, Stony Creek, Upper Caboolture, Wamuran Basin, Wamuran and Woodford.

Cr Raedel was elected to Moreton Bay Regional Council in March, 2008 and again at the 2012 local government elections in April.

Corporate Structure

Mayor and Councillors



Chief Executive Officer



John Rauber

Governance
Legal Services



Directors



Daryl Hitzman

Corporate Services
(Deputy CEO)



Tony Martini

Engineering, Construction
and Maintenance



Chris Warren

Strategic Planning and
Development



Chris Teitzel

Community and
Environmental Services



Alan Sheridan

Major Projects

Their Responsibilities

Corporate Services	E,C&M	SP&D	C&ES	Major Projects
Financial and project services	Infrastructure Planning and Design	Development Services	Community Services, Arts and Heritage	Caboolture Hub
Human Resources	Project Management and Delivery	Development Planning	Community facilities, sport and recreation	Redcliffe Seaside Village Rejuvenation
Information and Communication Technology	Maintenance of Public Infrastructure Assets	Development Engineering	Libraries	Strathpine Gateway Project
Customer Service	Disaster Management	Master Planning	Economic Development and Tourism	Queensland State Equestrian Centre
Communications	Fleet Services	Growth Management	Events	Brendale Commercial Development
		Scheme Amendments	Waste Management	Enterprise Projects
		Strategic Infrastructure Planning	Environmental Health	The Corso
		Transport Planning	Environmental Planning and Compliance	Moreton Bay Railink
		Open Space Planning	Building and Plumbing	
		Stormwater Planning		

Our Team

As at 30 June, 2012, Moreton Bay Regional Council employed 1,745 staff.

The table below provides a breakdown of the years of service of council's workforce.

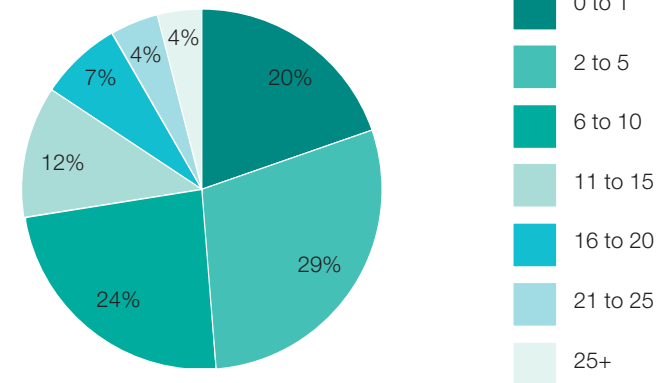
In August 2011, council's new EBA2 agreement was certified. Management worked closely with unions and staff to reach a positive agreement that will ensure Moreton Bay Regional Council continues to deliver the most effective and efficient services possible to the community.

Council also maintained an Equal Employment Opportunity (EEO) Policy, to ensure all staff members are treated on their merits. Council values a workforce that closely reflects the community it serves. Our workforce comprises people of different ages, cultures, religions, values, beliefs, educations, languages, abilities and genders.

By creating a workplace in which every employee is valued for their diverse skills, knowledge and perspectives, council is encouraging a more cohesive work environment and better team performances.

Staff Length of Service	Field Staff	Office Staff	Grand Total	Per cent
0 to 1	136	207	343	19.7%
2 to 5	172	335	507	29.1%
6 to 10	132	284	416	23.8%
11 to 15	75	132	207	11.9%
16 to 20	36	91	127	7.3%
21 to 25	33	41	74	4.2%
25 +	28	43	71	4.1%
Grand Total	612	1133	1745	100.0%

Length of Service



Creating opportunities

Our vision is for a region of opportunity for all.

A place where:

- Residents, business and industry enjoy the benefits of a strong, growing and diverse economy.
- People of all ages have easy access to education and training opportunities.
- Housing and infrastructure supports our growing population and enhances our lifestyle.



We're open for business

Council continued to support business growth in the Moreton Bay Region, with investments in programs and infrastructure to generate local business and give operators a winning advantage over rivals across South East Queensland.

Council unveiled the Business and Learning Centre at the Caboolture Hub in December, 2011. In just six months the venue brought together more than 92 local businesses with professional development workshops aimed at boosting the capacity and capability of local business operators.

Business development programs were in tune with the issues affecting our local business community, and the Staffing Made Easy program gave 43 local organisations the tools needed to better recruit and retain key workers in the face of competition from the mining sector.

Better Business Events continued to provide an opportunity to hear tips and advice from some of the country's high profile leaders. 19 of these events were attended by almost 1,500 local business people, with speakers including Wally Lewis, Wayne Bennett, Kerry O'Brien and Michael Matusik.

Council continued to invest heavily in major infrastructure projects, including the Redcliffe Seaside Village Rejuvenation and the Caboolture Hub, creating a range of flow-on employment opportunities. Preliminary construction also began on the new Moreton Bay Rail Link, representing a \$1.15 billion investment by council, the Queensland Government and Australian Government in the Moreton Bay Region's economy. The Moreton Bay Rail Link will bring huge benefits to the region including up to 8,000 jobs during construction, and is expected to become the catalyst for additional investment.

Business development

Projects and activities that assist businesses and promote investment and job creation in the region.

Highlights

- Council's free online business directory grew to more than 4,500 businesses
- Confidence surveys, incorporating feedback from more than 735 local businesses, indicated the majority of small business expected to see an improvement in local economic conditions
- Council stimulated the local economy purchasing \$107.5 million from local businesses
- The region's 26,500 businesses were given the opportunity to get up to speed with the digital economy ahead of the rollout of the National Broadband Network
- Undertook Independent Broadband Testing in partnership with Regional Development Australia (RDA) - Moreton Bay to identify mobile and wireless broadband blackspots
- Investment attraction activities included exhibiting at National Manufacturing Week, the Australian Logistics Council Forum and the Australian Trade and Investment Partners Conference
- An Investment DVD and prospectus was used to promote the business opportunities on offer in the Moreton Bay Region
- In 2011 five gold certificates and 85 silver certificates were awarded to recognise businesses that have operated in the region for 50 years and 25 years, respectively
- Information on business related events and programs was distributed via fortnightly e-newsletter
- Council hosted a digital masterclass "Connecting to the Future" which was attended by over 30 government and business representatives
- Council, RDA - Moreton Bay and the Queensland Government supported a Food and Beverage Industry Supply chain research project initiated by the Australian Catholic University
- During Export Week council hosted four Trade Commissioners
- Attended 28 Chamber of Commerce meetings across the region
- Sponsored four Quest Business Achiever Awards including Made in Pine Rivers, Made in Redcliffe and Made in Caboolture Awards



Moreton Bay Region stars in SEQ

Moreton Bay Regional Council unveiled a series of television commercials and radio commercials on Channel 7, Channel 9, radio 4KQ and 97.3FM following the launch of the new Moreton Bay Region brand – We've Got It All – in June 2011.

The new logo and promotional campaign is part of council's strategy to boost the Moreton Bay Region's tourism and business profile.

It introduces a new and easily identifiable brand for the Moreton Bay Region that sets it apart from Brisbane and the coasts.

The campaign coincided with peak school holiday periods and highlighted some of the Moreton Bay Region's best recreational and leisure experiences.

It showcased the Moreton Bay Region as a premier tourist destination to audiences throughout South East Queensland and encouraged visitors to explore 24 areas within the region including Samford, Woodford, Redcliffe, Caboolture and Bribie Island.



Tourism

Facilities and services for visitors and tourists to the region.

Highlights

- \$2.6 million was spent on Tourism
- Published and distributed 50,000 copies of the regional tourism guide showcasing local tourism operators and experiences on offer in the Moreton Bay Region
- Maintained local experience and accommodation listings on www.visitmoretonbay.com.au
- Attended the Brisbane Holiday as well as the Travel Show, Brisbane Caravan, Camping and Touring Show
- Maintained a strong presence on key tourism websites
- Participated in publications including Holidays with Kids, Caravanning Australia, Go See Discover Queensland, AAA Tourism, Cycle Queensland, and the Brisbane Visitor Guide
- 172 volunteers operated council's six Visitor Information Centres across the region, recording more than 80,000 enquiries
- Nine familiarisation tours were conducted for visitor information volunteers
- More than 41,000 visitors booked 112,050 nights with large accommodation providers (15+ rooms) in the Moreton Bay Region, generating more than \$8,583,000 million for the local economy
- Sponsored and hosted the 2012 Moreton Bay & Islands Tourism Awards. It was an opportunity to pay tribute to local operators, with 10 winning awards
- Tourists booked and stayed more than 48,660 nights at council's caravan parks at Beachmere, Clontarf, Bongaree, Donnybrook, Scarborough and Toorbul



Milestone planning for Moreton Bay Region

Moreton Bay Regional Council is planning for the future, with work under way on a new planning scheme. The new planning scheme will help to respond to growth and development across the Moreton Bay Region. It will aim to address a number of current and future challenges facing our fast-growing region. This will include:

- Responding to growth and our increasing population
- Encouraging economic development opportunities
- Sustainable living including improved transport options
- Housing choices to improve affordability
- Boost community resilience to natural disasters

The new planning scheme is a statutory document regulating how land can be used and developed and will replace the three existing planning schemes created by the former Caboolture, Pine Rivers and Redcliffe councils.

During 2011/12 council completed significant data analysis, information gathering and scenario testing for the Moreton Bay Region. Demographic trends, economic development opportunities, and future land demands for commercial, industrial and housing were analysed. Assessments were also finalised on regional water quality and rural areas.

These activities complemented comprehensive mapping of current development, flooding, green infrastructure, coastal hazards and water quality at a sub catchment level. The work gives council a clear picture of development trends across the region, how our unique places are connected and how our region will manage future growth.

Work also began on a draft strategic framework for the Moreton Bay Region. This document provides a vision and strategy to accommodate growth and development to 2031. The framework is being created using key values identified by Moreton Bay Region residents through the 2011 Community Plan. It will consider our growing population, residential and economic precincts, as well as their influence on infrastructure, community services and the environment. The draft document will play an important role in guiding the creation of the region's new planning scheme and is expected to be released next financial year.

The new planning scheme is expected to be released for community consultation in late 2013, before its adoption by Moreton Bay Regional Council in late 2014.

Land use and infrastructure planning

A sustainable planning and design framework to manage growth.

Highlights

- A number of strategies were finalised to manage growth in areas including Strathpine, Caboolture and Morayfield, Narangba East and the proposed six stations along the new Moreton Bay Rail Link from Petrie to Kippa-Ring
- Declaration of the Caboolture West Master Planned area in February 2012 enabled planning to begin for a new community of up to 60,000 people
- Council signed the International Charter for Walking in November 2011 and released its Urban Design Charter and Moreton Bay Street Place and Movement framework in December 2011
- Adopted the next generation planning model recognising Moreton Bay has unique places. This initiative created a foundation for a place making and design based approach to planning in the Moreton Bay Region
- Began detailed development of the new regional planning scheme including zone allocations. Public consultation is expected to begin in late 2013
- There were a range of amendments made to the Pine Rivers, Caboolture and Redcliffe planning schemes. This included changes to zoning plans to reflect development approvals and Temporary Local Planning Instruments for future stations along the Moreton Bay Rail Link



Strengthening Communities

Our vision is for a region with safe, strong and inclusive communities.

A place where:

- All residents enjoy a quality lifestyle and a sense of belonging.
- Services are available to support people seeking an active, healthy and engaged lifestyle.
- Our civic leaders are progressive, responsive and build trust within our community.





Building better community leaders

Thirty community leaders enhanced their skills and connected with other local community groups through council's Community Leaders Program.

The Community Leaders Program provided six days of intensive training for highly committed leaders in local community organisations active in the youth sector, community services, the environment, sport and recreation or cultural fields.

It covered skills including disaster recovery, strategic planning, group problem solving, event management, promotion, understanding and managing growth and recruiting and retaining members.

Graduates of the 2012 program included representatives from the Endeavour Foundation, the Rural Fire Brigade and Caboolture Community Action.

The program, which ran between February and June, 2012, was provided in partnership with Volunteering Queensland and Regional Development Australia – Moreton Bay.

Community Capacity Building

Projects and activities that support and build the capacity of community groups and organisations.

Highlights

- \$2.35 million was spent on community capacity building
- The region is home to 613 hectares of facilities with community leasing tenure
- More than 120 applications were received for council's Community Grants Program
- 54 local sport, environment and cultural groups shared in more than \$300,000 in community grants funding
 - The Salvation Army – Youth Outreach Service at Caboolture secured \$5,000
 - The Bunya Scout Group shared in more than \$4,500
 - The Redcliffe Rugrats secured \$5,000
- Council sponsored community development workshops covering various training topics including project management, fundraising, funding submission writing and effective governance which were attended by 1,600 people
- 45 applications were received for council's Regional Arts Development Fund. More than \$169,000 was provided to local art, cultural and historic groups throughout the region
- Council provided more than \$470,000 in Community Grants Funding to local community organisations for
 - Indigenous and multicultural, environmental regeneration, sport and recreation, youth, arts, cultural and other community related activities
- Council participated in local projects and events relating to NAIDOC Week, Healthy Ageing Expo, Refugee Action Week and National Youth Week
- 24,000 people attended programs and meetings at the Caboolture Hub's Learning and Business Centre
- All surveyed visitors said they were satisfied with their experience at the Caboolture Hub's Learning and Business Centre
- Council paid tribute to the Moreton Bay Region's volunteer army during National Volunteer Week running 14 to 20 May, 2012. Around 2,000 people volunteer their time to help council run local community events, and assist in local libraries, museums, art galleries, community services and tourist information centres
- Through partnerships with the Australian Government's National Green Jobs Corps and the Queensland Government's Green Army project, council helped unemployed residents learn new skills





MBRC Keeps Rescue Chopper Airborne

Council helped to keep the region safe over summer with a \$50,000 donation to the AGL Action Rescue Helicopter service.

The Action Rescue Helicopter is a vital not-for-profit service that relies on donations and the goodwill of the community to stay in the air, and continue its life saving work.

Council's \$50,000 donation helped fund the operational costs of the rescue team, including medivac flights into the Moreton Bay Region.

First launched in 1979, it's the oldest community helicopter rescue service in Australia with an expert team of medical and rescue professionals on standby 24 hours a day, 52 weeks of the year.

If you're stranded or at the centre of a medical emergency in a difficult to get to location, the chances are you'll be coming face to face with the council-supported Action Rescue Helicopter's team of airborne lifesavers.

Community Safety

Community safety and crime prevention strategies.

Highlights

- Council operated 520 CCTV cameras throughout the Moreton Bay Region to combat crime, anti-social behaviour and enhance community safety
- 266 of these cameras were dedicated to the surveillance of public spaces, with many more used to help protect community facilities and local businesses
- 204 requests were received, including requests from police, for access to CCTV footage
- Council extended its CCTV camera network with new cameras at the Dakabin Animal Refuge Centre, the Redcliffe Seaside Village Precinct, Bongaree Jetty, Redcliffe Museum and Youth Space. CCTV upgrades were also carried out at a number of council's waste transfer stations
- 63 per cent of graffiti was proactively removed by council
- 2,561 incidents of graffiti were removed in the region
- Council responded to 946 requests for graffiti removal
- 73 community graffiti removal kits were provided to affected property owners, businesses, sports clubs and community groups
- Council made a \$50,000 donation to the AGL Action Rescue Helicopter service





Responding to disaster

The Queensland Floods Commission of Inquiry released its final report into the 2010/11 flood events on March 16, 2012.

By this date, council had completed more than 70 per cent of the recommendations outlined in the Commission's interim report released in August, 2011. By June 30, 2012, more than 84 per cent of the final report recommendations had been fulfilled.

Some recommendations involve an ongoing and longer-term response from council and other stakeholders.

The most significant achievements to date include:

- MoretonAlert was rolled out and now provides emergency alert information to more than 3,700 registered residents.
- Almost 6,000 people signed up for council's Disaster Management Facebook and Twitter accounts.
- Council undertook more than 2,800 hours of disaster management training and exercises.
- Seven disaster management exercises were conducted in conjunction with emergency services, other state government agencies and non-government organisations.
- Disaster management information was improved on council's website focussing on the themes – Know the Risks, Be Prepared, Stay Alert and Take Action.
- Council's Local Disaster Management Plan, along with region-wide flood and storm tide maps, are now available on council's website.
- A new Local Disaster Coordination Centre was established in Strathpine to coordinate council's disaster response and recovery activities.
- New SES facilities were officially opened at Bribie Island and Caboolture and a new SES Group was trialled in Woodford.
- The Moreton Bay Region SES Unit now has over 300 active members with groups at Arana Hills, Bribie Island, Burpengary (HQ), Caboolture, Deception Bay, Petrie, Redcliffe and Woodford.
- Six additional rainfall and river height gauges were installed across the Moreton Bay Region.

Disaster Management

Planning, preparation, response and recovery activities for community disaster events.

Highlights

- More than \$1.8 million was spent on disaster management
- With 2011 declared one of the wettest years on record by the Bureau of Meteorology, council continued to monitor and analyse weather conditions, forecasts and outlooks to enhance local disaster management planning, preparation and response
- MoretonAlert was used for the first time in December, 2011 following severe weather and flash-flooding warnings issued by the Bureau
- MoretonAlert was used to send over 55,000 text messages, 46,000 voice messages and 48,000 email alerts to residents
- Council encouraged residents to be prepared for the region's annual storm and bushfire seasons
- Council conducted planned burns on 147 hectares of bushland in preparation for the summer fire season
- New river-height and rainfall monitoring stations were installed in Sheep Station Creek, Elimbah Creek, the Caboolture River, King John Creek, Todds Gully and Lagoon Creek providing important information, flood warnings and disaster management advice to the community. The \$300,000 investment, funded by the State Government, brings the total number of gauges in the Moreton Bay Region to more than 20



Highlighting inclusion

More than 170 people attended a sporting development day at Deception Bay, boosting community awareness and highlighting the inclusion of people with a disability.

The event was hosted by Moreton Bay Regional Council's Pine Rivers Disability Program in partnership with Deception Bay Raiders Junior Rugby League Club, Brisbane Broncos and several peer services.

Activities included a fun rugby league challenge between the Pine Rivers Disability Program and Endeavour Foundation, with participants learning ball handling skills with coaching from the QRL and ARL.



Community Support Services

Community services for the aged, children and people with a disability.

Highlights

- \$6.5 million was allocated towards community support services
- More than 30 organisations took part in Disability Action Week, providing residents with information about services available to assist people with a disability
- The Pine Rivers Respite Service, operating centres from Petrie, Arana Hills and Dayboro, provided 210 clients with 57,880 hours of centre-based care
- Pine Rivers Respite Service's dementia-specific program operated four days per week, with a weekend community access program running fortnightly
- Council continued to provide its disability program catering for school age children and adults via social, educational and recreational activities
- The disability program provided 140 residents with 19,378 hours of in-home community respite
- A centre-based disability program, located at Petrie, provided 50 residents with 23,949 hours of care
- Community Assisted Transport Service (CATS) continued to operate in the Pine Rivers district, providing transport to and from medical, shopping and banking services for aged clients and people with a disability
- CATS operated eight community transport vehicles, including three wheelchair accessible vans
- Around 85 trained CATS volunteer drivers and assistants ensured safe transport for clients
- CATS provided 626 clients with 27,665 transport trips during 2011/12
- Council's Home Assist Secure (HAS) service provides general home maintenance to eligible elderly residents and people with a disability including changing light globes, servicing taps, door locks and installing smoke alarms
- The HAS service improves access and safety in client's homes by repairing stairs, building ramps for wheelchairs and installing grab rails
- HAS assisted 4,772 clients, provided 6,634 hours of home maintenance and \$204,215 of modification work during 2011/12
- Birralee Child Care Centre continued to provide services and programs in line with new government requirements including the National Quality Framework for child care services
- Birralee Child Care Centre in Ferny Hills provided centre-based care for more than 135 children aged six weeks to five years, with up to 65 children using the facility each day
- With 99 per cent of Birralee's available day places for 2011/12 filled, Birralee's occupancy rate is reflective of the quality of services provided
- An approved kindergarten program operates at Birralee four days per week
- Pine Rivers Family Day Care provided 543 children with 424,444 hours of care via its network of 65 home-based educators in suburbs throughout the Moreton Bay Region
- Pine Rivers Family Day Care's playgroup continued to give local educators an opportunity to network and increase social and educational aspects of childcare
- Pine Rivers Family Day Care supports a network of 65 home-based businesses with combined earnings of \$2.3 million





Fresh face for council's website

Moreton Bay Regional Council launched its new online look on June 24 with a redesigned and easier to navigate website.

The improvements included a fresh layout and intuitive menu to ensure information and services are easier to find and access for residents.

Council's website was also given full mobile optimisation to make it easy to view on smart phones or tablet devices.

The new look is the first instalment in a complete rebuild of council's website with additional improvements to speed, simplicity and mobility just around the corner.

Council's website recorded more than 1.4 million visits during 2011/12 for information on local events, news and council services.

Top 10 pages on council's website:

1. Home page
2. Vacancies
3. Search
4. Road conditions
5. Events
6. Contact council
7. Cemeteries database
8. Forms & fact sheets
9. Planning schemes
10. Fees & charges

Top 10 searches on council's website:

1. Redcliffe
2. Jobs
3. Noise
4. Redcliffe area
5. Standard drawings
6. Flood maps
7. Library
8. Rates
9. Redcliffe beach
10. Flood

Customer Services

Services to customers through council's call centre, service centres and records processing section.

Highlights

- Council's call centre responded to 234 915 calls with more than 80 per cent of these calls resolved at the first point of contact
- More than 53,000 customer transactions were undertaken at council's customer service centres. 95 per cent of enquiries were resolved at first point of contact
- 90 per cent of customers said they were satisfied with their dealings with council's call centre and customer service centres
- More than 1.4 million visits to council's website for information on local events, news and council services
- Council responded to an average of 650 online service requests each month

Office of the CEO

Overall leadership and coordination of council activities

Measuring what we do

Council developed and launched a five-year blueprint for the delivery of infrastructure, services and strong financial management to the Moreton Bay Region.

Moreton Bay Regional Council's Corporate Plan - our five-year blueprint for the delivery of infrastructure, services and strong financial management - sets out annual performance targets for a range of council activities from waste collection to infrastructure delivery.

It's a measure that will not only keep our focus on maintaining Moreton Bay Regional Council's high standard of services, but also delivering value for money.

The Corporate Plan's key performance indicators include:

- Off-peak tourist occupancy rate
- On-time graffiti removal
- Customer calls resolved after first call
- Satisfaction with Call Centre service
- Development Applications decided within 20 working days
- On-time kerbside waste and recycling collections
- Total tonnage of waste recycled
- On-time completion of programmed road maintenance
- Completion of programmed park mowing and landscaping

Highlights

- More than 4,500 survey responses and eight public forums helped shape council's first Community Plan for the region. The plan will guide all council activities over the next 10 years and key outcomes include increasing the opportunity for local residents to live and work in the region, promoting and healthier and more sustainable lifestyle while protecting the natural beauty of our environment



Plumbing goes mobile

Council unveiled a quick and easy way for building and plumbing clients to lodge an application.

Electronic approval was introduced during 2011/12 improving service delivery to industry and plumbing clients.

The initiative means applications now follow an electronic path from lodgement to finalisation, allowing council to provide most applicants with an immediate and detailed response as soon as a building or plumbing inspection is carried out.

The fast and efficient mobile approach has received a lot of positive feedback, reducing the need for hardcopy files and saving space, money and time.

Building and plumbing services

Advice and assessment of plumbing, statutory building applications and development compliance

Highlights

- Attended to 1,750 development complaints for the reporting year. The top two issues were illegal land uses and illegal building/structures
- Inspected over 50 unlawful budget accommodation buildings. In partnership with Queensland Fire and Rescue Service, council continued to progress compliance of these accommodation buildings to ensure they met safety fire standards and planning requirements
- Continued to support and promote the Queensland Government's new state swimming pool safety laws
- Conducted approximately 400 inspections to ensure swimming pool fencing met state government safety standards
- Council presented eight information sessions on new topics, regulatory frameworks and council inspection processes to over 500 industry stakeholders including local plumbing contractors, builders, consultants, TAFE teachers and product manufacturers
- Hosted an information session with 60 building certifiers and other industry professionals on topics including amendments to planning schemes, plumbing applications processes and search information





A fast and friendly approach

Council is recognised as a leader in streamlining development assessment processes.

In 2011/12 council introduced two new options for an even friendlier development application process - the Smart eDA online portal and Accelerated DA

Council now accepts development applications through the "Smart eDA" on-line portal, which is a free, secure, web based service enabling 24/7 electronic development application preparation, lodgement and tracking.

Council is the largest in Queensland to offer the Smart eDA service.

The Accelerated DA assessment model was created by council to fast track the assessment of low risk, compliant development applications.

The Accelerated DA process will:

- Reduce development assessment timeframes
- Give customers information on the eligibility criteria and assessment requirements for low risk applications that are suitable for this process
- Provide applicants with approvals that are subject to standard permit conditions only
- Improve the transparency of the application assessment.

This process will expand to include a self-certification model for selected self-certified operational works development applications.

Council also continued to offer its exemplar pre-lodgement meeting service, providing accurate, reliable, timely advice to facilitate well-made applications and avoid unnecessary delays to development projects.

Reducing delays saves time and money which in turn improves housing affordability and provides better outcomes for sustainable development.

Development assessment

Assessment of development applications and provision of development advice.

Highlights

- Received 2,021 development applications
- 1,532 applications were decided
- 3,031 lots were endorsed, 2,864 of these were residential
- Received 2,471 customer requests
- Completed 95 per cent of customer requests within three business days
- 99 per cent of decision notices were issued within five business days
- All initial environmental health licences were issued within regulatory timeframes





New Laws for Moreton Bay Region

The consolidation of local laws across the Moreton Bay Region marked another significant milestone in the region's amalgamation journey.

The six new local and numerous subordinate laws cover administration, animal management, community and environmental management, roads, parking and bathing, and came into effect on Friday August 5, 2011.

Residents helped Moreton Bay Regional Council build the new local laws by providing their feedback during public consultation in late 2010.

The new local laws give council greater flexibility to assist police and the community with parking, while also striking a balance on responsible pet ownership. They also include new guidelines for pet numbers in residential areas.

Council will continue to encourage education and maintaining harmony in local neighbourhoods, with fines used as a last resort when all other options have been unsuccessful.



Local Laws

Enhancing community lifestyle and enjoyment through innovation, education and promotion of council local laws.

Highlights

- More than 156 random regulated parking patrols were undertaken throughout the Moreton Bay Region
- New consistent guidelines for the lighting of fires in the open were introduced. Council sought the advice of Queensland Fire and Rescue Service to develop the new laws
- Launched a comprehensive review into election signage
- Launched a comprehensive review into restrictions placed on dangerous animal breeds
- Created a specialist team to investigate barking dog concerns
- Consolidated animal refuge at Goodwin Road Dakabin, entering into a long term partnership with RSPCA QLD
- Began work on a master plan for the new centralised animal refuge at Dakabin
- Council responded to more than 13,650 animal related enquires
- Continued to work with local animal welfare groups to promote the benefits of dog and cat desexing
- Promoted responsible animal ownership in partnership with the RSPCA, via the RSPCA mobile education centre and welfare service
- 200 PetSmart programs were delivered to more than 6100 children
- Council's Education K9 "Smash" has visited over 50,000 students in the Moreton Bay Region, teaching responsible animal ownership
- The subsidised Snip and Chip program micro chipped 1,872 cats and dogs, registering 840 of these pets
- 11,600 new dogs and 2,700 new cats were registered
- The region is home to 10,100 cats and 58,000 dogs, with 68,000 registered animals in the Moreton Bay Region. More than 52,000 of these animals are desexed
- The most popular animal name in the Moreton Bay Region is 'Bella' with more than 1,260 Bellas registered with council. Molly is the region's second most popular animal name with 932, followed by Max and Charlie





Meeting the mozzie challenge

The year's record rainfall made ideal breeding conditions for mosquitos, and council's mosquito control program was vital in treating breeding hot spots and keeping numbers down.

Council's program targeted known breeding sites, particularly around inter tidal and coastal areas where mosquito populations can thrive after heavy rainfall and high tides. In particular, the mosquitoes that can breed in saltmarshes can fly as far as 10-15kilometres away, so keeping a lid on these mozzie populations is key.

Council's \$1.4million a year mosquito control program manages mosquitoes in the saltmarsh and freshwater habitats across the region, using a range of techniques which include aerial spraying, ground treatments and barrier controls. Over the summer mozzie breeding season over 40 504 hectares were treated as part of the aerial program and officers extensively treated areas around parks and drains to reduce breeding close to homes.

Residents were also called on to play their part by simply checking and emptying pot plants, old tyres and old containers that may have collected water.

Public health services

Promoting a healthy and safe community through effective administration of environmental health legislation

Highlights

- \$6.54 million was spent on public health
- Council's immunisation clinics delivered 3,416 vaccinations, with an additional 11,044 vaccinations delivered through local schools
- Over 1,200 food industry employees visited council's food hygiene training website
- Council food safety officers inspected more than 1,226 food premises throughout the Moreton Bay Region
- Council manages 12 cemeteries
- Plans were prepared for the Samford, Dayboro and Redcliffe Cemeteries to guide ongoing development and to enhance their longevity
- There were more than 81,700 views of council's online cemetery database
- \$1.4 million on mosquito control programs including aerial spraying, barrier controls, ground treatments and fogging saltmarshes, freshwater habitats, drains, parks and other waterways near residential homes



Valuing Lifestyle

Our vision is for a region that celebrates our vibrant lifestyle.

A place where:

- A preserved and well maintained natural environment can be enjoyed by residents and visitors as part of our unique lifestyle.
- People can travel easily around the region using different modes of transportation.
- Residents and visitors can participate in diverse community events, recreation and cultural opportunities.





Seaside Village a Healthy Waterways Standout

The Redcliffe Seaside Village Rejuvenation project was a standout finalist at the 2012 Healthy Waterways Awards.

The awards acknowledged council's work to protect the health of our local waterways and recognised the calibre of water-saving features in the Redcliffe Seaside Village rejuvenation including:

- Water tanks to capture storm water run-off, supplying nearby buildings and plants.
- Bio-retention basins along Redcliffe Parade and Sutton Street to harvest and treat surface water run-off from footpaths and roadways. Water captured in the basins is piped to water tanks located in the foreshore parklands at Charlish Park.
- Plant species were selected for their ability to thrive in local environmental conditions.
- More than 130 new trees were planted, as well as ground cover plants and grasses selected for their ability to thrive near the beach and roads.

This innovative design has reduced the impact of run-off on Moreton Bay and reduced maintenance and watering needs of plants in the Seaside Village precinct.

Environmental initiatives

Plan, monitor, report and educate on environmental and conservation outcomes.

Highlights

- \$4.3 million was spent on environmental initiatives
- 6,000 plants were planted and more than 12,900 square metres of weeds cleared as council unleashed the Green Army on Mungarra Reserve, Petrie. The 17 week project will help to ensure the reserve continues to provide a safe vegetation corridor for local wildlife
- Council preserved more than 600 metres of tree corridor along Dip Road at Camp Mountain. The trail is popular with bush walkers, mountain bikers and horse riders
- Council supports 43 bushcare groups in the Moreton Bay Region. The groups revegetate and maintain 42 sites, removing weeds and planting more than 29,000 native trees
- Residents near urban bushland parks assisted council in maintaining wildlife habitat by removing weeds and planting native plants. There are currently 74 residents involved in the BushPark Neighbours program, planting more than 1,460 trees each year in local wildlife corridors
- Residents near urban bushland parks assisted council in maintaining wildlife habitat by removing weeds and planting native plants. There are currently 74 residents involved in the BushPark Neighbours program, planting more than 1,460 trees each year in local wildlife corridors
- 6,700 trees were planted for National Tree Day. 130 volunteers helped plant 2,000 trees at Nairn Road Park and 90 volunteers helped regenerate endangered rainforest on the banks of the Upper South Pine River
- 22 volunteers planted more than 7,170 plants along riverbank between Cash Crossing, Albany Creek and Church Road at Eatons Hill. Since 2001 the South Pine River Warriors Group has established more than 118,540 native plants across 74 hectares of bushland
- 164 residents participated in the Koala Survey Day, October, 2011
- \$30,000 over three years was committed towards field trials of a koala *Chlamydia* vaccine conducted by the Queensland University of Technology
- Over 2,000 koala habitat trees were planted in council parks across the region
- Council received a \$92,000 contribution from the State Government for koala habitat restoration works at the new Whiteside Road Park Koala Nature Refuge
- Council launched a campaign to raise awareness of the region's koala breeding season. Electronic signs were used in Mango Hill, Dakabin, Petrie, Joyner, Strathpine and Warner to display the message: Koala area: slow down





Highlights (cont)

- Council's environmental education centres – CREEC, Osprey House and Kumbartcho Sanctuary – hosted 29 Living with the Environment workshops. Topics included growing native plants, energy efficiency, caring for koalas, weed identification and attracted more than 1,000 participants
- Osprey House celebrated World Wetlands Day in February, 2012. More than 260 people learned about migratory wader birds which visit the region from places like Siberia and Alaska
- Council hosted environment activities during National Youth Week, 2012. More than 50 young people took part in canoeing at Osprey House
- Residents were encouraged to flick the switch on appliances and lights for Earth Hour 2012. The Caboolture Regional Environmental Education Centre hosted a night of wildlife spotting in conjunction with the event
- 138 environment education programs were delivered to 58 schools and around 3,760 students covering topics including energy efficiency and biodiversity
- 90 schools registered with council's free online Living Smart program, promoting what they can do to reduce their impact on the environment
- Council hosted a *Living with the Environment* event at the Clontarf State High School Eco Centre in May, 2012. The discussion provided information to students about the health of the region's waterways and the things we can do to improve them
- The 2011 Don Perrin Bursary recipient and University of Queensland Environmental Management student, Jackie Hines, completed an industry placement, learning more about council's environmental conservation activities
- Council's \$2,000 Don Perrin Bursary is designed to help a local student undertaking tertiary study in a field like science, marine science, environmental management, environmental health and environmental education
- More than 28 properties signed up to the Land for Wildlife program. Council provided advice and assistance towards the management of more than 3,000 hectares of retained habitat and 500 hectares of habitat under restoration on private land
- More than 34 residents signed up to council's Backyards for Wildlife program helping to preserve wildlife corridors in urban areas
- Weed control and revegetation activities were conducted on more than 929 hectares of wildlife habitat throughout 226 local parks
- Weed awareness and information kits were distributed to interested landholders and made available on council's website
- Two private landholders signed Voluntary Conservation Agreements with council to protect their properties in perpetuity. Council has 13 Voluntary Conservation Agreements protecting more than 173 hectares of land
- 33 Voluntary Conservation Program Grants were approved for private landholders undertaking conservation projects such as revegetation, weed control and waterway rehabilitation
- A rare, yellow-flowering native shrub *Sophora fraseri* listed as vulnerable under the *Queensland Nature Conservation Act 1992* was given a fighting chance through a Voluntary Conservation Agreement with council
- Council released its priority species list, which details plants and animals of significance to the region. The report will help develop future environmental programs and planning



Council cleans up with recycling award

Moreton Bay Regional Council scored top honours at the 2012 Keep Australia Beautiful Queensland Sustainable Cities Awards.

Council's innovative and practical waste education program for schools won the Community Action and Partnership title.

The free resource education program was rolled out to 26 early learning centres, primary and senior schools in the Moreton Bay Region, providing tips on how to be waste wise. The initiative included information and advice on recycling, composting, litter management and waste auditing.

It helped to encourage positive waste practices among students with participating venues boosting their recycling by up to 38 per cent.



Waste Collection, reduction and recycling

The collection and disposal of waste and, programs and strategies to reduce and recycle waste.

Highlights

- More than \$29.9 million was spent on waste management in the Moreton Bay Region
- 141,000 properties were provided with kerbside waste and recycling collection services
- 145,000 general waste wheelie bins were collected each week
- 71,000 recycling waste wheelie bins were collected each week
- Around 42 per cent of waste in the Moreton Bay Region was recycled and diverted from landfill
- Council cut greenhouse gas emissions, with the Landfill Gas Management Project extracting more than 8.5 million cubic metres of gas from landfill sites at Dakabin, Caboolture and Bunya. This equates to a reduction of 52,000 tonnes of carbon emissions which is equivalent to removing 7,500 vehicles off local roads
- Council continued to investigate the viability of converting gas extracted from council's waste facilities into green energy
- Council's recovery program continued to recycle kerbside recyclables, green waste, timber, clean fill, metal, concrete, e-waste, tyres, wet cell batteries, household chemicals, used chemical drums, oil and gas bottles
- Clean Up Australia Day was a major success with more than 10,000 volunteers across 134 sites removing 150 cubic metres of rubbish. Common items recovered included computer parts, plastic bottles, beer kegs and bicycles
- More than 5,000 tonnes of mulch was provided to residents free of charge
- More than one million items were purchased from treasure markets at Caboolture and Dakabin with around 130,000 people visiting the markets
- Council continued to supply recycling bins at major events and festivals
- More than 6,000 children became expert recyclers with council donating 36 compost bins, 45 worm farms, 100 recycling crates and 35 organic caddys to local schools and early learning centres
- Six waste facility tours were conducted for local students, lifting the lid on what happens to their trash
- Council hosted National Recycling Week during November, 2011
- More than 100 residents learned more about recycling, taking part in council's annual Trash to Treasure Tour. The program explored council's waste management facilities and treasure markets
- Students from six local schools modelled their own trash inspired fashion creations on the runway as part of council's Waste Education Program. Students from North Lakes College and Strathpine State School were awarded \$500 for school environmental initiatives



Redcliffe's Coming of Age

A \$24.2 million once-in-a-generation overhaul of Redcliffe's iconic Seaside Village was officially unveiled on November 27, 2011 and it has been warmly received by residents, visitors and local businesses.

Council's Redcliffe Seaside Village Rejuvenation Project has transformed the popular precinct into a modern, vibrant and pedestrian friendly place and it is hoped it will help kick-start new private investment in the area.

The rejuvenation has taken advantage of the village's biggest asset – its unrivalled water frontage while also retaining the historical features that make it a special destination.

It involved reconstructing Redcliffe Parade and Sutton Street to maximise the precinct's relationship with Moreton Bay.

Footpaths have been widened to create a European style boulevard, while timber viewing decks make it even easier to enjoy Redcliffe's breath taking views.

Shared pedestrian zones were installed to improve connectivity between businesses, the waterfront and local parkland.

Redcliffe's proud Anzac history was recognised with an upgrade to Anzac Place, while Charlsh Park and the iconic jetty bathing pavilion at the foot of the Redcliffe Jetty were also improved.

The project also included the undergrounding of powerlines in Sutton Street, a new bus interchange, end of trip facilities for cyclists and water sensitive urban design to capture storm water runoff to be reused in the new waterfront parklands.

The project received an Award for Excellence in the 2012 Planning Institute Awards for the category of "Great Places". Readers of The Courier-Mail voted the Redcliffe Seaside Village Rejuvenation Project the best recently planned place, street or neighbourhood in Queensland.

Roads and transport

Roads and other transport infrastructure across the region.

Highlights

- \$107.5 million on the maintenance and improvement of road and transport infrastructure including disaster recovery works
- \$25 million was spent on road rehabilitation
- Delivered more than 150 roads projects during 2011/12
- Maintained more than 3,420 kilometres of sealed road and 290 kilometres of unsealed road in the Moreton Bay Region
- 62 per cent of the region's road network is urban, while 38 per cent are rural roads
- Council maintained 347 bridges
- Work began on the delivery of council's \$105 million investment in the \$1.15 billion Moreton Bay Rail Link, from Petrie to Kippa-Ring. Council's contribution will include new bridges over the planned rail corridor at Dohles Rocks Road and Goodfellows Road, Kallangur, and at Kinsellas Road East, Mango Hill
- Council's \$16.5 million Dakabin Link Road Project was officially named 'Plantation Road'. It will connect the suburbs of North Lakes and Dakabin, featuring two-lanes with bicycle and pedestrian pathways, and the capacity to expand to four lanes in the future. The project includes a significant upgrade to the intersection of Alma and Old Gympie Roads. Ultimately the road will connect to North Lakes with the completion of a bridge over the Bruce Highway constructed by Stocklands
- Construction began on the \$21 million Francis Road overpass project in March, 2012
- Council reopened the flood damaged Gap Road at Boorobobin. Repair work cost \$1.2 million
- Major repair work to a 1.5 kilometre section of Bellthorpe Range Road began in November 2011. The recovery project is jointly funded by the Queensland and Australian governments through the Natural Disaster Relief and Recovery Arrangements. Repair work is expected to make the road more resilient to extreme weather events and includes slope stabilisation measures with the installation of several thousand metres of stepped gabion structures, new drainage and the repaving of the road surface. The road is expected to be re-opened to traffic by late 2012, weather permitting



\$21 million Francis Road overpass at Lawnton



Highlights (cont)

- Council welcomed the State Government's tender of contract to construct the new northbound AJ Wyllie Bridge in February, 2012. The state-controlled bridge has been out of action for more than a year following structural damage caused during the 2011 January flood event
- \$1.2million was invested upgrading 560 metres of Patricks Road, Arana Hills, reconstructing the road pavement, improving line marking and traffic lights at the intersection of Dawson Parade
- \$850,000 was spent repairing flood damage at Meldale Road, Meldale and improving roads including Duke Street, Bullock Creek Road, Meldale Road and Way Street
- Finishing touches were made to the \$3.5 million upgrade to the Uhlmann Road and Buckley Road intersection at Burpengary
- The Klingner Road bridge over Walkers Creek at Kippa-Ring was officially renamed as the Des Webb Bridge. Des Webb was a local icon who made a significant contribution to the Redcliffe sporting community
- Car parking at Jamieson Park, Scarborough was given an \$86,000 boost
- Council resurfaced Youngs Crossing Road at Petrie in April, 2012 to repair damage caused by water releases from North Pine Dam. Work also extended the left turn lane from Youngs Crossing Road onto Dayboro Road to improve traffic flow through the intersection.
- New shared traffic zones were introduced to Redcliffe's Seaside Village precinct. The wider, boulevard style footpaths along Redcliffe Parade and Sutton Street give right of way to pedestrians
- Although Translink is responsible for bus services, council upgraded 200 bus stops. There are more than 1200 bus stops used by scheduled bus services throughout the Moreton Bay Region
- Council undertook safety audits along 22 kilometres of roads, carrying out improvements where necessary
- Traffic signal timing was improved to reduce congestion and increase traffic flow along Station Road at Burpengary, Old North Road and Youngs Crossing Road at Bray Park and Dohles Rocks Road at Murrumba Downs
- To improve traffic flow and provide better access for emergency vehicles, council upgraded traffic lights at the intersection of Discovery Drive and Endeavour Boulevard, North Lakes
- Pedestrian signals were upgraded along Sparkes Road, Bray Park
- Council installed turn arrows and improved traffic signals at the North Lakes Drive and Lakefield Drive intersection





Wetlands a healthy boost for waterways

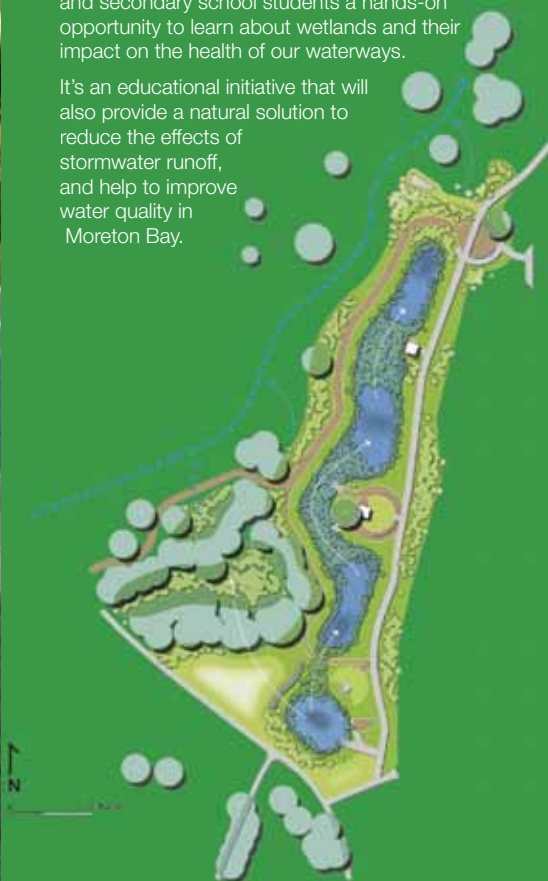
Work began in 2012 on an \$800,000 manmade outdoor stormwater treatment facility at Glenmay Court, Morayfield.

Glenmay Wetlands will incorporate best practice and innovative design to deliver a natural solution to improve the quality of stormwater before it reaches local waterways.

The project will divert water from underground stormwater drains through a new wetland system, which will act as a natural filter removing rubbish, sediment particles and nutrients from stormwater.

The wetlands will also provide an outdoor water quality educational facility, giving local primary and secondary school students a hands-on opportunity to learn about wetlands and their impact on the health of our waterways.

It's an educational initiative that will also provide a natural solution to reduce the effects of stormwater runoff, and help to improve water quality in Moreton Bay.



Stormwater infrastructure

Drainage and other stormwater infrastructure across the region.

Highlights

- \$9.5 million was invested improving stormwater infrastructure
- Council maintained more than 2,390 kilometres of stormwater infrastructure
- Council was recognised as a leader in Excellence in Strategic Planning at the 2011 Stormwater Industry Awards
- Council tackled localised flooding in Everton Hills with a \$280,000 upgrade to stormwater infrastructure at Pettys Road and Parkleigh Street. Works involved increasing the size of existing stormwater pipes, improving drainage during high rainfall events
- Examined the possible effects of storm tide inundation on the region, providing a better understanding of the possible impacts of storm events and cyclones
- Work begun on a major \$900,000 flood mitigation and bridge upgrade to William Street Bridge, Dayboro
- \$300,000 was spent on flood mitigation in Narangba and Burpengary to reduce risks to properties affected by flooding in January, 2011
- Planning for \$1 million of culvert and causeway upgrades to reduce the number of roads affected by closures during significant flood events
- Detailed flood mapping was carried out across the region's 2,035 square kilometres. Data will improve flood information available to the community and help plan for future flood mitigation works
- Additional flood warning gauges were installed to give more accurate and timely information to residents
- Upgraded council's Flood Check Property Report system to include improved flood information
- Completed a preliminary assessment of 265 council owned and managed lakes. Work will look to improve water quality management and reduce the risk of future algal blooms





Sharing knowledge for healthier waterways

Council partnered on research and monitoring projects to access the latest science and research and give a boost to the long-term health and quality of the Moreton Bay Region's waterways.

The Caboolture River was a focus during the 2011/12 year, as council partnered with Southern Cross University (SCU), Lismore and the University of Western Australia, Perth on work that would provide new insights and a best practice approach to managing the precious river system.

The project, part of the Caboolture River Recovery Plan, pin-pointed sources of nutrients from throughout the Caboolture River catchment. Innovative research methods were used to trace nutrients found in the estuary back to where they came from within the Caboolture River catchment, and link them to a particular land use.

These insights contributed to modelling which gives council the ability to plan sustainable development without compromising the river's health. The understanding gained from the project also helps to plan and prioritise future investment in stormwater infrastructure.

The project was one of national significance and innovation, with SCU's Centre for Coastal Biogeochemistry the only institution in Australia with the technical means to undertake this type of research.

Waterways and coastal facilities

Waterways and coastal facilities across the region.

Highlights

- \$5.5 million was spent on waterways and coastal facilities
- Council maintained over 40 boat ramps
- The region is home to three public jetties at Redcliffe, Woody Point and Bongaree
- Over 300 kilometres of freshwater and estuarine streams were monitored for their ecological health
- Work begun on protecting more than 165 metres of coastline at Scotts Point, Margate from foreshore erosion. Council will spend \$2.5 million constructing a seawall and replenishing 6,000 cubic metres of sand along Margate Beach
- Completed the \$800,000 Anzac Place seawall, protecting coastal foreshore north of the Redcliffe Jetty
- 5,000 cubic metres of sand was used during nourishment works along Queens Beach South at Redcliffe
- 75,000 cubic metres of sand fortified Woorim Beach at Bribie Island, between Eighth Avenue and the Boyd Street car park, against natural coastal erosion
- Reconstruction begun in May 2012 on the Gayundah Seawall at Woody Point. The seawall provides vital erosion protection for local cliffs and a popular foreshore recreational trail for residents
- An electric aeration system successfully stabilised the health of Beachmere Lake. Nearly \$300,000 was also spent on upgrading the lagoon bank retaining wall
- 4,500 cubic metres of sand was dredged from the Redcliffe Jetty, maintaining access to the popular facility for private boats and commercial vessels
- Council maintained three major canal systems at Bribie Gardens, Pacific Harbour and Newport
- Boaties using the Bribie Gardens canal entrance were urged to exercise extreme caution due to a sand bar that had formed across the canal entrance. Council sought approval from the state government to dredge the sand bar in July, 2012
- 33,000 cubic metres of sand was dredged from the Newport Canals Estate



Doors open to landmark community facilities

The Moreton Bay Region celebrated the opening of two major community facilities in 2011.

The \$17 million world-class Queensland State Equestrian Centre (QSEC) opened in September, 2011.

More than 3,050 tonnes of reinforcing and flexible steel, 5,500 cubic metres of concrete and 3,500 m² of block work were used to transform the old landfill site to deliver an equestrian infrastructure showcase.

At the heart of QSEC's 30 hectare site is the main 80 metre x 40 metre indoor arena with an arched steel roof, seating for 3,200 equestrian spectators, and judges' and commentators' rooms.

The centre features warm up areas, four all-weather sand dressage arenas, 154 stables, eight wash bays, 48 camp sites with power and water, 2 training rooms and bar facilities.

The Australian Government contributed \$5.275 million and the Queensland Government \$1.76 million towards the construction of the Queensland State Equestrian Centre.

Caboolture's new education and cultural heart was unveiled in 2011 with council's new \$26.2 million Caboolture Hub opening its doors on December 9.

The facility is home to the Moreton Bay Region's 5,000m² library, art gallery with artists studios, learning precinct and a flexible floor plan for conferences and other business events.

It's one of the biggest facilities of its kind in Queensland boasting more than 580 tonnes of steel and 4,200 cubic metres of concrete, which is designed to capitalise on the region's views of the Glasshouse Mountains.

It also takes advantage of natural light and maximises energy efficiency to keep running costs low.

The Caboolture Hub was recognised as the Building of the Year at the 2012 Sunshine Coast Regional Architecture Awards, and won the F.D.G. Stanley Award for Public Architecture at the 2012 Queensland Architecture Awards. This award is the highest architecture award possible for Public Architecture in Queensland.

Community facilities

Community meeting spaces and other public facilities.

Highlights

- More than \$5.7 million was spent on community facilities
- Council managed more than 250 leasing agreements with more than 215 community organisations
- Council managed more than 140 facilities, which are leased back to the community
- Council-managed community venues were occupied for more than 15,260 hours
- A \$3 million funding agreement with the Australian Government was announced for a new Young People's Space for North Lakes. Council discussed its ideas for the facility with more than 160 young people. The outcome will be incorporated in stage one of The Corso – North Lakes new library, young people's space, civic and commercial complex
- The former Redcliffe Bowls Club in Irene Street, Redcliffe was renovated for a new life as the local headquarters for not-for-profit community groups
- \$20,000 was committed to a feasibility study and concept plans for a new community centre for The Hills District
- Bramble Bay Bowls club was granted a new lease by council; the popular facility has occupied the site since 1948
- 4,341 people attended programs hosted at the Morayfield Park Leisure Centre
- 331,351 residents visited council swimming pools across the region
- 443,981 bookings were placed in council's swimming pool programs
- Over 120,000 people visited Settlement Cove Lagoon at Redcliffe
- QSEC received 160 individual horse-riding bookings
- QSEC's outdoor dressage arena hosted 55 events and the main arena hosted 36 events including one dog agility competition
- QSEC hosted four state championships – RDA State Championships, Dressage State Championships, Reining State Championship and Riding Pony State Show



Valuing Lifestyle

The Caboolture Hub features:

The Learning and Business Centre

- Conference and seminar rooms which can seat up to 200.
- Computer training rooms
- Business meeting rooms
- The boardroom
- Four creative studios and a studio workshop
- A recording studio, for non-commercial standard recording and sound mixing
- The Vault – a performance area that seats up to 40

The Terrace

An open-air under-cover function area for up to 50.

The Hub Shop

The Caboolture Library

- Resources and collections areas
- A children's area
- Teen Zone
- Infotainment lounge area
- Public computers
- Meeting rooms
- Study spaces
- Welcoming Place with Indigenous focus.
- Family and Local History room

Caboolture Regional Gallery

- Main gallery
- Community gallery
- Long gallery
- Digital gallery



Recreation and Culture

Highlights (cont)

- The Caboolture Hub has been a hit becoming one of the region's most popular community venues, with more than 188,000 visits since December 2011
- Caboolture Library recorded 129,898 visitors – an increase of 19 per cent on last financial year
- The Caboolture Regional Art Gallery recorded one of the highest visitation figures of any regional gallery in Queensland with 15,208 visitors in its first six months
- The Business and Learning centre received more than 823 bookings for meeting rooms from local community and commercial organisations, averaging 8,000 people per month
- The Caboolture Hub is expected to welcome more than 320,000 people by the end of 2012
- The Caboolture Hub features four art studio spaces, which are part of Council's Cultural Strategy, creating a launch pad for local artists and giving them exposure to the local community
- Council provided a guided tour of the new Caboolture Hub to more than 2,430 students (prep to year 10)
- Council launched the Hunt the Hub competition in December, 2011, giving 239 young people a chance to check out the Caboolture Hub's new library, art gallery and conference centre



Rock n' Roll at Caboolture's new art gallery

150 Rolling Stone magazines dating back to 1972, along with 87 photos of some of music's biggest names featured in a Rock n' Roll showcase at Caboolture's new regional art gallery.

It was part of Tony Mott's *"Rock n Roll Photography is the new Trainspotting"* exhibition, which coincided with *"Rolling Stone: The Covers 1972-2010 an artisan travelling exhibition in partnership with Rolling Stone Australia"*.

Shots of the Divinyls dating back to 1984 along with those of Queen, David Bowie, The Go Betweens, Red Hot Chili Peppers, Tina Turner, Jimmy Barnes and Mick Jagger lined the walls of the gallery.

The exhibits by two of the biggest names in the music business gave residents the chance to relive their teenage years and some of their favourite concerts.

The exhibition was unveiled at the new Caboolture Regional Art Gallery, which was officially opened with the Caboolture Hub in December 2011.

The AAA-rated art gallery has been designed to meet international quality standards to present a dynamic exhibition program.

It is the first of its kind in Caboolture featuring large, flexible spaces for major and travelling exhibitions; digital media capabilities for modern art, film and animation; as well as display areas for photography and 3D works. The gallery also boasts strong local representation with dedicated exhibition space for Moreton Bay Region artists.

With its impressive design, the Caboolture Regional Art Gallery sets a new standard in regional art gallery displays across Queensland and Australia.

Cultural services

Cultural venues, art, culture and heritage development activities.

Highlights

- Council's art gallery and museum network presented 64 exhibitions, 366 workshops and presentations attracting more than 81,670 people
- The Moreton Bay Region Art Collection grew to 965 pieces
- Regular updates about council's cultural and creative venues were sent to more than 1,200 residents via the Arts Mail e-Newsletter
- The region's finest aspiring young artists were recognised at the Moreton Bay Youth Art Awards
- Council paid tribute to the Royal Australian Navy's centenary year in a footpath and streetscape at Anzac Ave and Narangba Road, Kallangur. The memorial features a symbolic gathering of 10, two metre tall service personnel, and artwork by students from Dakabin State High School. The collection of sailors, pilots, nurses and divers stands guard over the existing Anzac Avenue Naval memorial and each represents a decade of Royal Australian Navy service



Redcliffe Art Gallery

- Almost 28,000 people took part in 21 exhibitions, 63 public programs and daily children's activity stations
- The gallery curated exhibition, Insight – Hermannsburg Potters, toured six regional venues throughout Australia. It was made possible with the donation of 37 Hermannsburg pots by indigenous artists from the Northern Territory
- 100 families and more than 200 children became members of the inaugural Redcliffe City Art Gallery Creative Kids Club, taking part in regular gallery activities

Redcliffe Museum

- Redcliffe Museum saw a 13.4 per cent increase in school visits
- Public programs were expanded, boosting visitation at the museum by 8.5 per cent
- The Fun in the Sun exhibition was a major hit incorporating the Scarborough Fair Merry – Go – Round, attracting over 3,700 visitors

Pine Rivers Heritage Museum

- The How to make a Monster exhibition attracted more than 4,500 visitors and was the biggest exhibition of the year at the Pine Rivers Heritage Museum
- The number of school groups attending grew by 43 per cent and by more than 150 per cent compared to the 2009/10/11 financial years
- Refurbishments to temporary exhibition space, installation of shade sails, and creation of a room to support conservation work were all part of the facility improvements

Pine Rivers Art Gallery

- The gallery exhibited the work of more than 500 local artists, with 163 public programs and 19 exhibitions held during 2011/12
- More than 14,700 people visited the art gallery
- Feature exhibitions included the Moreton Bay Art Awards and Moreton Bay Youth Art Awards which showcased the works of 611 artists, with 428 local to the Moreton Bay Region



Highlights (cont)

Caboolture Regional Art Gallery

- The Caboolture Regional Art Gallery opened on 8 December 2011, attracting 3,015 visitors in its first month
- Since opening, the art gallery has exhibited work from more than 40 state, regional, university and private collections
- In just six months more than 15,200 people visited, with more than 44 public programs, daily children's activity stations, and artist talks hosted at the venue
- The Caboolture Hub's community access gallery hosted eight month-long exhibitions showcasing the work of local artists

Bribie Island Seaside Museum

- 6,180 people visited The Mixed Bag exhibition which included talks on the social history of lollies in Australia and a range of interactive activities
- The Letters Home Exhibition provided an insight into Queensland's history from the back of a postcard
- Bribie Island Seaside Museum attracted around 4,500 visitors to its bi-monthly exhibitions and seminars, workshops and activities

Redcliffe Cultural Centre

- More than 100 shows, 200 performances and 75 films were showcased in the Matthew Flinders Theatre. Sell-out shows included Erth's Dinosaur Petting Zoo, Men in Pink Tights and Shaolin Kung Fu
- Hosted 12 popular exhibitions in the main foyer
- Council upgraded meeting room facilities, which were regularly booked by local community groups
- Groups and local schools including the Redcliffe Musical Theatre, SQUIDS, U3A, Moreton Bay Symphony Orchestra, St Pauls School and Grace Lutheran College regularly hired the centre's theatre

Caboolture Hub

- The Muso of the Month program was rolled out in 2012, showcasing talented local musicians in the Caboolture Hub's intimate performance arena, The Vault. Participating musos got more than just a space to play, they were given a business strategy, marketing plan, media release, promotional banner, professional photography shoot, access to the recording studio and DVD of their performance at the Caboolture Hub
- The Hub hosted 62 adults and teenagers for photography workshops
- 'Create an App' and Adobe Photoshop were popular workshops, with strong community participation





Region celebrates signature projects

Council unveiled the brand new \$17 million world-class Queensland State Equestrian Centre at Caboolture with a star-studded stampede on 3 September, 2011.

The grand opening was marked in style with country music glamour couple Laurel Edwards and Troy Cassar-Daley hosting a fantastic afternoon of free entertainment which also included Australia's master horseman, Guy McLean.

Since opening, more than 60 events have been hosted at the venue, including international, national and state equestrian events.

Thousands of people also celebrated the official opening of council's major projects – the Caboolture Hub and Redcliffe Seaside Village Rejuvenation Project.

3,500 people had the opportunity to explore Caboolture's new state of the art community facility at the annual Christmas under the Stars event, which included carols, fireworks and a visit from Santa.

Meanwhile, thousands flocked to the Peninsula to witness the transformation of Redcliffe's iconic Seaside Village Precinct, and to soak up the carnival atmosphere of one of Queensland's favourite weekend destinations.

Visitors browsed the markets, relaxed on the new decks and parks with stunning Moreton Bay views, sampled the numerous culinary delights on offer and topped it off with something cool that's never been done at Redcliffe before – ice skating on the beach.

The celebrations, held 27 November 2011, included beach activities, jetty markets, live entertainment, rides and water amusements, and artworks positioned throughout the seaside precinct.



Events

Corporate events in partnership with the community.

Highlights

- \$3 million was spent on events
- Council's events generated a multi-million dollar boost for local businesses, with the Urban Country Music Festival and Celebrate Redcliffe Festival generating \$20 million and \$10 million respectively
- More than 140,000 people attended council's signature festivals – Pine Rivers Festival, Festival of Sails, Urban Country Music Festival and Celebrate Redcliffe Festival
- 356 residents generously donated their time to volunteer at council events
- Redcliffe's Festival of Sails on Good Friday recorded a bumper crowd of around 50,000 people. Spectators enjoyed the action of the 64th Brisbane to Gladstone Yacht race and a host of seaside celebrations featuring a sky diving Easter Bunny, stage entertainment, kids workshops and food and craft markets
- Themed activities, workshops, displays and performances were held across the Moreton Bay Region during National Youth Week in April, 2012. More than 800 young people took part in the 2012 program, which included a special exhibition on the challenges and achievements of young people affected by mental health issues
- Rock n' Roll royalty and vintage cars were among the many attractions at the 2012 Pine Rivers Festival in May. More than 30,000 people attended 10 events held during the festival including The Hills Carnivale and Dayboro Day celebrations. A highlight included Rodz Rock n' Roll, which saw 8,000 people bop to the familiar beats of Australian 60s supergroup – The Delltones
- Splendour in the Grass was held at Woodford's Woodfordia venue from 29 to 31 July, 2011 for the second consecutive year. With acts including Coldplay, Kanye West, Jane's Addiction, The Hives and Pulp – one of Australia's premier music festivals attracted more than 32,000 people, injecting an estimated \$18 million into the local economy
- Talented singer-songwriter and 2010 Independent Male Vocalist of the Year, Luke O'Shea, was named the 2012 Urban Country Music Festival ambassador
- 30,000 day visitors flocked to Caboolture for the 2012 Urban Country Music Festival. Residents and visitors enjoyed plenty of free entertainment as well as the chance to experience some of the hottest names in Australian country music in concert including Lee Kernaghan, Shannon Noll, Troy Cassar-Daley and Beccy Cole
- 1,099 people from 62 different countries pledged their commitment to Australia. Council hosted more than 13 citizenship ceremonies including a major service on Australia Day
- Chaplaincy Support Breakfasts were held at Kallangur, Morayfield and Redcliffe raising \$49,000 for chaplains in 56 schools across the region. The charity breakfasts included presentations by Heather Foord and Shane Webcke
- Caboolture's Family Fun Day rocked Centenary Lakes, with 12,000 people attending



More than just books

Caboolture Library celebrated the opening of its new home at Moreton Bay Regional Council's \$25million Caboolture Hub in December, 2011.

Since opening its doors in 1956, Caboolture Library has transformed from the confines of an old council chamber to a new 3,000 square metre 21st century library and learning experience.

Figures show that more than 3,000 people visit the library each week and membership has risen above 26,000. The local collection has also expanded from 5,000 books to more than 79,000 resources including magazines, books, eBooks, CDs and DVDs.

Meanwhile, it was full speed ahead for The Corso at North Lakes with construction set to start on council's new library, young people's space, civic and commercial complex in the 2012/13 financial year.

Located on the corner of Endeavour Boulevard and The Corso, it will provide a modern and vibrant civic and commercial complex in the heart of one of Australia's fastest growing communities.

Once complete, The Corso will boast basement car parking, a public library, new community centre, administration space and three floors dedicated to commercial offices. It is also expected to be one of Queensland's first Green Star accredited public buildings.

The Corso at North Lakes has been made possible with \$3 million from the Federal Government for the new Young People's space and an additional \$8 million in RDAF funding.



Libraries

Library services and programs.

Highlights

- \$19.3 million was spent on Moreton Bay Region Libraries
- Almost 1.5 million visits to council's libraries, with members borrowing more than 3.425 million items
- The State Library of Queensland contributed more than \$1.5 million in grant funding towards expanding council's library collection
- Customer self-service options were expanded allowing staff to focus on engaging with customers
- Collection security was enhanced to better protect library resources
- Council's library website received more than 6.3 million hits
- More than 224,292 residents visited the Moreton Bay Region Libraries Facebook Page, for information on events and activities
- Over 92,000 residents participated in one or more of the 4,600 activities offered by council's libraries
- Services were assisted by more than 300 dedicated library volunteers
- The new Caboolture Library recorded a 10 per cent increase in visitors on last financial year
- Bribie Island Library's outdoor space was upgraded, creating a more inviting, secure and attractive place for visitors
- Young People's spaces in Albany Creek and Arana Hills Libraries were improved
- Council's book club service hosted 133 clubs across the region
- Libraries hosted 56 author talks and discussions with popular speakers including Peter Carnavas, Hugh Lunn, Emily Rodda, John Flanagan and John Birmingham. 2,450 people attended these events
- Children's Book Week attracted more than 3,500 children to local libraries with activities and storytelling by Daryll Bellingham and Noel Stallard
- 1,100 young people, aged 17 years and under, read for 16,000 hours and wrote 2,000 book reviews as part of the 2011/12 Summer Reading Club
- Former NRL player, literacy advocate and Queensland Australian of the Year 2012 nominee, Preston Campbell, kicked off Moreton Bay Region's National Year of Reading celebrations in February, 2012
- Moreton Bay Region Libraries recorded the highest participation rates in Queensland with over 360 people taking part in Looking @2.0 online learning activities
- Computer and technology classes hosted by libraries were attended by more than 2,800 residents
- The annual Mash It Up Short Film Festival attracted more than 45 entries from 100 local young people aged 12 to 25 years. 338 people took part in free film, animation and acting workshops with 370 people attending the film festival night in April, 2012
- Libraries provided a range of heritage and local history events, attracting more than 845 residents
- 30 multicultural and Indigenous outreach activities were conducted involving more than 1,800 people. Programs included Refugee Week activities, Welcoming Place events and exhibitions
- Library services were delivered to 893 residents living with mobility restrictions and who were physically unable to visit one of the region's 13 libraries
- Council's Mobile Library added Toorbul and Donnybrook to its fortnightly timetable, delivering 6,000 books, DVDs, CDs and magazines to residents in these communities
- A generator was installed in the Mobile Library providing flexibility to stop at locations without power
- Library book sales organised by Friends of the Library groups raised over \$6,700 towards future library projects
- 300 boxes of brand new books were among the thousands of items that moved into the new library at the Caboolture Hub
- Moreton Bay residents donated 677 books and \$1,164 in coin donations to the annual Christmas Wishing Well Books for Kids Appeal
- School holiday programs offered over 200 workshops and activities attracting 4,250 young people aged 17 years and under
- Launched in February 2012, ReadUp, encouraged over 3,700 children aged eight years and under to visit their local library



Colourful new play equipment for Leslie Patrick Park

Moreton Bay Regional Council introduced a colourful kaleidoscope of improvements to Leslie Patrick Park at Arana Hills.

Families, mothers groups, mums and dads have warmly embraced the new-look park and it received the thumbs up from the experts – the kids.

The playground area was relocated to the north of the park making better use of the natural shade provided by fig trees.

Bright, vivid colours were used to bring the children's space to life with new play equipment including swings, spinning tops, diggers, climbing frames, and slides.

The upgrade also included new fencing, landscaped gardens and pathways, village green 'kick-about' turf; picnic and adult seating areas. Carpark and pathway lighting was also installed.

Significant drainage work was also carried out to help reduce the impact of wet weather on the playground, grassed areas and surrounding parkland.

The park's green open spaces and soft white sand make it a wonderful place for families and playgroups to enjoy a day at the park.

Parks

Opportunities for leisure activities through the provision of open space, parks and reserves.

Highlights

- \$37.5 million was spent on parks in the Moreton Bay Region
- 40 local parks were upgraded in 2011/12
- The region is home to 4,035 hectares of environmental reserve
- Council maintained and mowed more than 3,918 hectares of land across 1,709 parks in the Moreton Bay Region.
- 4,740 park inspections were completed, ensuring over 500 playgrounds were safe for the region's youngest residents
- Council cleaned and maintained more than 240 public amenity blocks
- \$400,000 was spent improving paths, lighting, car parking and installing shelters along Marine Parade, Bellara
- \$350,000 was invested in a major upgrade to Symphony Crescent's Burpengary Greenlinks Recreational Area. The project revitalised the open space corridor, providing residents with new shelters, a large playground and half basketball court
- Council completed a \$1 million upgrade to playground equipment, car parking, and picnic areas in Scarborough Beach Park and Endeavour Park at Scarborough
- Council undertook consultation and master planning for the sustainable development of 3 kilometres of foreshore parks between Clontarf and Woody Point over the next 20 years
- Parkland at 54 Clementine Street, Bellmere, was renamed after Mr Bryce Hausmann, a Caboolture hero who rescued a toddler from a railway bridge almost 20 years ago. Mr Hausmann passed away in October 2009
- Council endorsed planning for an Avenue of Honour in the Samford Parklands, along Mt Samson Road, as a fitting tribute to the men and women involved in Australia's armed forces
- 1,075 free trees were provided to local community organisations and schools
- Council endorsed a master plan for Langdon Park at Margate. The plan highlighted an upgrade to the athletics track, relocation of the shot put and new tartan run-ups for javelin and high jump
- The master plan for Progress Park in Deception Bay was endorsed
- Council unveiled a new Welcome to Redcliffe Peninsula sign, extending a warm welcome to residents and visitors arriving in the Moreton Bay Region along the Houghton Highway Bridge at Clontarf. The 24 tonne land mark was constructed using recycled timber from the Hornibrook Bridge.
- Planning was completed for the first stage of a new five kilometre recreational trail through Brian Burke Reserve, Samford Valley
- \$345,000 was spent improving power supply and lighting at the Woodford Showgrounds
- A large picnic area was installed at Osprey House, Griffin allowing large groups to gather for outdoor environmental education presentations



Kicking goals for grassroots sport

The Moreton Bay Central Sports Complex Australian Rules precinct is part of Moreton Bay Regional Council's commitment to local sporting infrastructure – a great way to grow the game in Queensland and inspire the high-flying stars of the future.

When complete, the \$16 million precinct will be home to the Caboolture junior and senior Australian Rules clubs.

The new state-of-the-art facility will include two new Australian Rules fields and space for a third in the future, clubhouse with a clubroom, offices, kitchen, change rooms, toilets, first aid rooms and store rooms.

An entrance road will lead into a car park for 147 vehicle and motorcycle bays as well as a bus drop off and parking area.

The site will be extensively landscaped including bio-retention basins to facilitate stormwater cleansing before entering into the creek.

The Moreton Bay Regional Sports Complex will be an exciting drawcard for state league games to be held in the region, pre-season games, promotional and football development activities.

The project is on schedule for high-flying juniors and seniors to be booting goals through the sticks at Burpengary by mid-2013.

Sporting clubs and residents also had a say on a new draft master plan for Moreton Bay Central Sports Complex during consultation in April, 2012. Council revisited the original master plan to develop a layout that would better cater for future facilities including soccer and hockey.

It's part of a plan to make the Burpengary facility one of Queensland's premier grassroots sporting destinations.



Sport and recreation

Sport and recreation programs, activities and facilities.

Highlights

- \$12.1 million was spent on sport and recreation
- More than 300 residents at Brendale, Caboolture and Redcliffe took up the challenge to get in shape and lead a healthier and more active lifestyle with council and the Australian Government's Healthy Eating Activity and Lifestyle Program
- Council unveiled the second \$550,000 stage of the Samford Parklands sports facility featuring new senior and junior soccer fields, two practice areas, lighting and the restoration of the site's historic Cash family home into a club house
- Detailed plans for a \$3.1 million redevelopment of Caboolture's Centenary Lakes Netball Precinct were unveiled in June, 2012. The proposed redevelopment will include 14 new competition standard hard courts with lighting and six new grass courts
- Consultation with residents and sports groups was carried out at the South Pine Sports Complex to understand the community's needs over the next 30 years
- Work finished on a new \$315,000 building at the South Pine Sporting Complex, Brendale
- Completed construction on two new soccer fields and a car parking facility at South Pine Sports Complex, Brendale, costing \$3.9 million
- Construction kicked off on a new, modern clubhouse at Ray Frawley Fields, replacing temporary accommodation used by the Redcliffe Rugby Union Club
- Access was improved at Caboolture Rugby League with a \$215,000 upgrade
- The \$3 million council and State Government funded Redcliffe Tennis Centre won an award for excellence at the Master Builders 2011 Brisbane Housing and Construction Awards
- Contributed \$27,000 towards an upgrade to lighting and playing fields at the Deception Bay Soccer Club
- Assisted the Caboolture Clay Target Club and Sporting Shooters Association Australia with a successful grant application for the construction of new shooting ranges at their Uhlmann Road facility
- Planning was completed for a new soccer field development at the Narangba Sports Reserve
- The master plan for the Beachmere Sports Complex was endorsed, enabling planning for future improvements to the facility





Highlights (cont)

- Council endorsed a long term master plan to expand James Drysdale Reserve by up to 48 hectares onto neighbouring landfills. It included expansion of existing sport and recreation activities plus the creation of a new rock climbing precinct and mountain biking connections to Bunyaville State Forest as more land becomes available
- 200 residents took part in Heartmoves classes
- 1,400 children aged two to 12 years took part in council's free Active Kids holiday activity sessions
- During school holidays hundreds of teenagers ditched the couch for SHAFT's adrenaline packed and arty activities. More than 40 subsidised activities were offered including a Hollywood stunt academy, glow in the dark mini golf and mini Olympics
- 855 residents booked their spot for Older and Bolder, with 180 activities encouraging residents over 50 to stay healthy and active
- Council put the spring back in the step of more than 300 residents, helping them to get in shape for summer. The free Spring In Your Step program offered activities including zumba, circuit training, pilates, outdoor fitness training and tai chi
- 560 parents and children took part in council's Outdoor Adventure Families program with orienteering, archery, fishing and bike riding. The program helps build participation in grass roots sports with local clubs hosting many of the activities
- More than 1,450 residents took part in council's heart-pumping physical activity programs, Adventure Women and Adrenaline for Men
- Primary schools from Burpengary to Elimbah and Mount Mee were invited to join in the 30 minute School Fitness Challenge for the chance to win \$500
- Council hosted free community breakfasts to celebrate National Ride to Work Day



Moreton Bay Regional Council's corporate governance ensures its resources are effectively directed towards achieving council's objectives and goals, and ultimately the needs and interests of the community. It seeks to increase awareness and understanding of council's decision making processes, and foster community confidence in their council.

Council Meetings

Members of the public may attend council's General and standing committee meetings. The General Meeting commences at 10.30am every Tuesday and also incorporates the meeting of council's standing committee, the Co-ordination Committee. Meetings are held on a rotational basis at the offices below:

Caboolture	Strathpine	Redcliffe
2 Hasking Street Caboolture Qld 4510	220 Gympie Road Strathpine Qld 4510	Irene Street Redcliffe Qld 4020

Community Comment

Every General Meeting provides for a 30-minute community comment session during which time residents or ratepayers are permitted to address council for a maximum of five minutes each.

Application forms are available from council's website www.moretonbay.qld.gov.au or customer service centres and must be submitted to the Chief Executive Officer seven days before the General Meeting they wish to address.

Agenda and Minutes

A list of agenda items and minutes of General, standing and advisory committee meetings are available on council's website www.moretonbay.qld.gov.au.

In accordance with Sections 69 and 74 of the Local Government (Operations) Regulation 2010, agendas for council's General and committee meetings are open for inspection at least two days prior to the commencement of the meeting.

The minutes of council's General and committee meetings are generally available for inspection two days after the General Meeting at which they are adopted.

Copies can be obtained from any of council's Customer Service Centres.

Standing and Advisory Committee meetings

In accordance with sections 61 & 62 of the Local Government Act 2009, council's meetings system provides for one standing committee, known as the Co-ordination Committee and maintains the Audit Committee as an advisory committee.

The Coordination Committee

The Co-ordination Committee consists of the Mayor and all Councillors.

Co-ordination Committee meetings feature sessions, chaired by a Councillor who is designated as council's Spokesperson for that function.

The sessions and respective Spokesperson/Chairperson for the period 1 July 2011 to 13 May 2012 were:

- Coordination – Cr Allan Sutherland (Mayor)
- Strategic & Planning – Cr Mike Charlton
- Corporate Services – Cr Bob Millar
- Parks, Recreation & Sport – Cr Gary Parsons
- Operations – Cr Mick Gillam
- Lifestyle & Amenity – Cr David Dwyer
- Sustainability – Cr Rae Frawley
- Commercial Enterprises – Cr Brian Battersby

At council's post-election meeting held 14 May 2012, council resolved to continue to conduct the Coordination Committee meeting in sessions with an appointed Spokesperson/Chairperson.

The sessions and respective Spokesperson/Chairpersons for the period 14 May 2012 until 30 June 2012 are as follows:

- Governance – Cr Allan Sutherland (Mayor)
- Planning & Development – Cr Mike Charlton
- Corporate Services – Cr Bob Millar
- Asset Construction & Maintenance – Cr Mick Gillam
- Parks, Recreation & Sport – Cr Gary Parsons
- Lifestyle & Amenity – Cr Julie Greer
- Commercial Enterprises – Cr Brian Battersby OAM

The duties and responsibilities of each Session of the Committee are detailed in the Terms of Reference available on council's website www.moretonbay.qld.gov.au

The responsibilities of the Co-ordination Committee are as follows:

- Matters which require the consideration of the full council
- Matters of a strategic nature
- Such other business that may be referred by the Mayor or the Chief Executive Officer

The Audit Committee and Internal Audit Report

The Audit Committee is an Advisory Committee to council. The Audit Committee comprises of two Councillors as required by the Local Government (Finance, Plans and Reporting) Regulation 2010, and two external members. The committee was chaired by Councillor Adrian Raedel up to council's Post-election Meeting held 14 May, 2012 where it was resolved that Councillor Peter Flannery would be appointed Chairperson of the Audit Committee.

The Audit Committee meets on a quarterly basis and the duties and responsibilities of the Committee are detailed in the Terms of Reference available on council's website and include:

- Internal audit, internal control and risk management.
- Effectiveness of governance processes to comply with relevant regulatory and legislative requirements and promote lawful and ethical behaviour.
- Financial Reporting and External Audit.
- Such other business that may be referred by the Council, Committee Chair or Chief Executive Officer.

Audits completed during 2011/12 included business continuity management frameworks, security and software asset management systems, processes and controls related to information, communication and technology and contract administration and management processes.

Confidential Matters

Under Section 72 of the Local Government (Operations) Regulation 2010, a meeting of Council or a Committee may be closed to the public, if the Council considers it necessary to discuss:

- the appointment or dismissal or discipline of employees
- industrial matters affecting employees
- the local government's budget
- rating concessions
- contracts proposed to be made by it
- starting or defending legal proceedings involving it
- any action to be taken by the council under the Planning Act, including deciding applications made to it under the Act
- other business for which a public discussion would be likely to prejudice the interests of the local government or someone else, or enable a person to gain financial advantage.

Council or a committee cannot make a resolution (other than a procedural resolution) in a closed meeting.

Roles and functions of Councillors, Mayor, Deputy Mayor, CEO and Officers

The Local Government Act 2009 outlines the roles and responsibilities of Councillors, the Mayor, the Deputy Mayor, Chief Executive Officer and Officers.

Our Councillors:

- represent the current and future interests of the residents of the local government area
- ensure the local government:
 - discharges its responsibilities under the Act
 - achieves its corporate and community plans
 - complies with all laws that apply to local governments
- provide high quality leadership to the local government and the community
- participate in council meetings, policy development and decision making, for the benefit of the local government area
- are accountable to the community for the local government's performance.

Councillors must serve the overall public interest of the whole local government area.

The Mayor:

- leads and manages meetings of the local government at which he/she is the chairperson, including managing the conduct of the participants at the meetings
- proposes the adoption of the local government's budget
- liaises with the Chief Executive Officer on behalf of the other Councillors
- leads, manages and provides strategic direction to the Chief Executive Officer in order to achieve the high quality administration of the local government
- directs the Chief Executive Officer in accordance with the local governments' policies

The Deputy Mayor:

- acts in the office and performs the role of the Mayor during a vacancy in the office of the Mayor or the absence or temporary incapacity of the Mayor.
- The Deputy Mayor must be appointed from its Councillors by resolution at council's first meeting after local government elections or at its first meeting after the Deputy Mayor's office as Councillor otherwise becomes vacant.

The CEO:

- Manages the local government in a way that promotes effective, efficient and economical management of public resources, excellence in service delivery and continual improvement.
- Manages council employees in a way that promotes equal employment opportunities and is responsive to the local government's policies and priorities.
- Establishes and carries out goals and practices in accordance with the policies and priorities of the local government.
- Establishes and carries out practices which ensure community members have access to local government programs and appropriate ways to review government decisions.
- Keeps a record, accessible by the local government, of all directions the Mayor gives to the CEO.
- Manages the safe custody of records relating to the operations of the local government and the documents owned or held by the local government.
- Complies with reasonable requests from Councillors for advice, help with decision making and information about the local government.

All Council employees:

- Carry out the local government's policies and decisions in a way that promotes effective, efficient and economical management of public resources, excellence in service delivery and continual improvement.
- Carry out their duty to ensure that the council discharges its responsibilities under the Local Government Act, complies with all laws and achieves its corporate and community plans.
- Provide sound and impartial advice to the local government and carry out their duties with impartiality and integrity while observing all laws relating to their employment.
- Comply with the Public Sector Ethics Act 1994 Code of Conduct and observe its ethical principles.
- Ensure their personal conduct does not reflect adversely on the council's reputation.

Code of Conduct

Council's Code of Conduct for Employees sets out the standards of behaviour for all employees and ensures employees must seek to achieve the highest standards of behaviour when dealing with customers and each other. The Code also contains a guide to ethical decision making.

Following amendments to the Public Sector Ethics Act 1994, a draft Code of Conduct for employees was developed. This Code of Conduct went through a consultation process involving all employees, unions and other relevant agencies. The new Code of Conduct for employees of Moreton Bay Regional Council was adopted on 19 June 2012.

All Officers will undertake training in relation to the new Code next financial year. A copy of the Code can be viewed on council's website or a copy can be obtained from any of council's Customer Service Centres.

Our Ethical Culture

The Code of Conduct for employees also encourages a culture where ethical conduct is recognised, valued at all levels and ensures that appropriate action is taken to prevent fraud and corruption. This is supported by the Fraud and Corruption Policy which contains guiding principles that apply to all council officers in relation to fraud and corruption prevention. These principles are as follows:

- The prevention of fraud and corruption and the management of incidents are an integral part of council's business processes and the responsibility of all employees
- All officers are accountable for their own conduct
- All officers are encouraged to report fraudulent and corrupt activity, and will be supported in doing so
- Risk management principles are to be applied in the management of fraud and corruption

The Public Interest Disclosure Policy further supports this culture by:

- Creating a positive reporting environment that encourages the making of public interest disclosures
- Providing processes that ensure Public Interest Disclosures are dealt with in a thorough and timely manner
- Providing appropriate support and protection to council personnel or members of the public who make a Public Interest Disclosure
- Ensuring that council fulfils its responsibilities under the Public Interest Disclosure Act 2010.

Council is committed to taking all reasonable steps to ensure that officers are actively discouraged from engaging in any form of fraud or corruption activities.

Conduct and Performance of Councillors

In accordance with section 177(4) of the Local Government Act 2009 (The Act) – (Assessing Complaints), the CEO assessed four complaints about a Councillor that was considered to be frivolous and vexatious and the CEO decided that no further action would be taken in relation to the complaint.

In accordance with section 177(5)(a) of the Act, there were no complaints assessed to be about inappropriate conduct by the Mayor or Deputy Mayor under this section.

In accordance with section 177(5)(b) of the Act, there was one complaint assessed to be about inappropriate conduct by Councillors that was referred to the Mayor.

In accordance with section 177(6) of the Act, the Chief Executive Officer did not assess any complaints about misconduct and subsequently no complaints were referred to the Department's Chief Executive.

In accordance with section 177(7) of the Act, there was one complaint assessed to be about official misconduct and this was referred to the Crime & Misconduct Commission.

In accordance with section 177(8) of the Act, there were no complaints assessed to be about another matter.

In accordance with section 177(9) of the Act, there were two complaints considered by the Conduct Review Panel.

In accordance with Section 180 (2) and (4) of the Act, council was not required to take any disciplinary action concerning Councillors during the financial year.

In accordance with Section 181 of the Act, no orders were made concerning Councillors for inappropriate conduct during the financial year.

Councillor remuneration

Councillor remuneration is set by the independent Local Government Remuneration & Discipline Tribunal established under the Local Government Act 2009.

The Tribunal determines remuneration for Mayors, Deputy Mayors and Councillors and releases a report in December each year which establishes single remuneration levels for the following year.

The remuneration levels are as follows:

Mayor	\$192,009
Deputy Mayor	\$133,035
Councillors	\$116,577

In December 2011 council adopted the Tribunal's recommended remuneration levels for Moreton Bay Regional Council.

The Tribunal also established an amalgamation loading designed to reflect the additional workload expected to be managed by Councillors elected to amalgamated councils in March 2008 and these ceased at the conclusion of the 2012 Local Government Elections.

The amalgamation loadings were:

Mayor	\$4,350
Deputy Mayor	\$3,010
Councillors	\$2,650

The following table depicts the remuneration levels and superannuation contributions for each Councillor as well as their meeting attendances. The loadings are not included in the remuneration totals. It should be noted that caretaker arrangements applied from 6 March 2012 to 14 May 2012. Cr. Flannery and Cr Winchester were both elected as Councillors for Division 2 and Division 6 respectively following the 2012 Quadrennial Local Government Elections held in April 2012.

Councillor	Division	General Meetings (including Special)	Standing/Advisory Committee Meetings	Total	Remuneration from 01.07.11 to 30.06.12	Superannuation from 01.07.11 to 30.06.12
Allan Sutherland	Mayor	35	32	67	\$188,560.25	\$23,036.85
Gary Parsons	1	37	35	72	\$114,337.60	\$13,970.01
Chris Whiting	2	29	30	59	\$99,989.66	\$12,248.25
Peter Flannery	2	8	6	14	\$14,796.31	\$1,775.56
Greg Chippendale	3 D/Mayor	37	35	72	\$130,383.85	\$15,929.41
Julie Greer	4	37	34	71	\$114,337.60	\$13,970.01
James Houghton	5	36	34	70	\$114,337.60	\$13,970.01
Rae Frawley	6	27	27	54	\$99,989.66	\$12,248.25
Koliana Winchester	6	8	6	14	\$14,796.31	\$1,775.56
David Dwyer	7	33	31	64	\$114,337.60	\$13,970.01
Mick Gillam	8	35	34	69	\$114,337.60	\$13,970.01
Mike Charlton	9	36	35	71	\$114,337.60	\$13,970.01
Brian Battersby	10	36	34	70	\$114,337.60	\$13,970.01
Bob Millar	11	33	33	66	\$114,337.60	\$13,970.01
Adrian Raedel	12	35	36	71	\$114,337.60	\$13,970.01

NOTE: The number of meetings referred to in the above table relates to Council General Meetings, Standing Committees and Advisory Meetings only, from 1 July 2011 to 30 June 2012. The Mayor and Councillors attended many other types of meetings including those with council officers, briefing and working group sessions, as well as public meetings and appointments with residents and community organisations.

The Reimbursement of Expenses and Provision of Facilities for Councillors' Policy ensures Councillors are provided a reasonable level of resources and equipment in order to carry out their official duties in an effective and efficient manner.

Computer equipment (\$2,846), a Smartphone (\$712) & tablet device (\$802) have been provided to each Councillor for the term. They have also been provided with a fully maintained vehicle at an average cost of \$14,545 per annum. Specifics are listed in the policy.

Cr. Winchester has opted to use her own private motor vehicle and not be provided with a fully maintained vehicle from council.

Executive remuneration

Under the Local Government Act 2009, the annual report of a local government must state the total remuneration packages that are payable (in the year to which the annual report relates) to senior contract employees; and the number of senior contract employees who are being paid each of the total remuneration packages.

A senior contract employee is the Chief Executive Officer; or any other local government employee who is employed on a contractual basis; and in a position that reports directly to the Chief Executive Officer.

As at 30 June, 2012, there was:

2 senior contract employees with a total remuneration package in the range of	\$115,000 to \$239,000
3 senior contract employees with a total remuneration package in the range of	\$240,000 to \$319,000
3 senior contract employees with a total remuneration package in the range of	\$320,000 to \$389,000

Overseas travel for Councillors and staff

During the year to 30 June, 2012, no councillors or council officers undertook overseas travel.

Expenditure on Mayor's Regional and Councillors' Community Support Funds to community organisations

The Mayor's Regional and Councillors' Community Support Fund actively supports community organisations to make a positive contribution to community wellbeing and the cultural life of the region. Through this fund, council is able to recognise and support initiatives that respond to community need.

Section 117 of the Local Government (Finance, Plans and Reporting) Regulation 2010 requires council to provide a summary of grants to community organisations, which can be found on page 78 and a summary of expenditure from each councillor's discretionary fund to community organisations. For a full list of the discretionary fund amounts, please see appendix at the end of this section on page 78.

The details of this register are also available on council's website at www.moretonbay.qld.gov.au

Community Support Funds

Mayor's Regional And Councillors' Community Support Fund Register as at 30 June 2012

In accordance with s150 – Division 3 Discretionary Funds of the Local Government (Finance, Plans and Reporting) Regulation 2010, the following Mayor's Regional and Councillors' Community Support Funds have been paid from 1 July 2011:

MAYOR'S REGIONAL COMMUNITY SUPPORT FUNDS

Cr. Allan Sutherland – Mayor			
Date	Name of Community Organisation	Purpose of Funding	Amount
1.7.11	Abbey Medieval Festival	Support for Annual Abbey Medieval Festival.	\$2500.00
7.7.11	Bribie Island Community Arts Society	Support towards the 12th Annual Matthew Flinders Art Awards Competition.	\$600.00
11.7.11	Grace Lutheran College	Support towards the Healthy Minds Expo.	\$250.00
12.7.11	Mousetrap Theatre Company	Support for the Murrumba Drama Festival.	\$500.00
12.7.11	Bribie & District Woodcrafters Association	Support towards Interclub Competition.	\$500.00
14.7.11	Mousetrap Theatre Company Inc.	Support towards renovation of Theatre Foyer.	\$1000.00
18.7.11	QCWA Pine Rivers Branch	Support towards annual fundraising for disaster appeals.	\$250.00
19.7.11	MCC Christmas Pageant	Support towards the "Beautiful Star Christmas" Pageant 2011.	\$1000.00
22.7.11	Cystic Fibrosis Qld	Support towards the "For the Love of Life" Charity Auction & Concert Dinner.	\$1000.00
29.7.11	Bribie Island & District Sub-Branch RSL Inc.	Support towards the Vietnam Veterans Day.	\$100.00
2.8.11	Woody Point Special School	Support towards the annual Civic Awards.	\$100.00
9.8.11	Grace Lutheran College	Support for EXO Day for youth.	\$700.00
11.8.11	Aspley Lions Club	Support towards Lions Q3 District Convention – Strathpine	\$500.00
12.8.11	Vietnam Veterans' Association of Australia – Redcliffe Sub-Branch	Support towards Vietnam Veterans Day.	\$100.00
16.8.11	Scripture Union Qld.	Support towards the Bribie Island Chaplaincy Breakfast.	\$250.00
16.8.11	Grace Lutheran Primary School	Support towards the End of Year Awards.	\$100.00
25.8.11	Bribie Island Orchid Society Inc.	Support towards the 25th Anniversary Orchid Show.	\$250.00
1.9.11	North Lakes State College P&C Association	Support towards the North Lakes State College Annual Carnival.	\$250.00
1.9.11	Burpengary Baptist Community Church	Support towards the Aerosol Art Youth Project.	\$400.00
2.9.11	Meals on Wheels – Redcliffe Inc.	Support towards cost of kitchen equipment.	\$2000.00
5.9.11	Redcliffe Special School	Support towards the End of Year Awards.	\$100.00
5.9.11	Bribie Island Environmental Protection Association	Support towards the "Butterflies for Moreton Bay Region" Program	\$600.00
7.9.11	Pine Rivers Combined Bands Inc.	Support towards the annual fundraising dinner and auction.	\$250.00
9.9.11	North Lakes Chamber of Commerce & Industry	Support towards the North Lakes Carols 2011 Event.	\$550.00
26.9.11	Northpointe Church	Support towards "Food for the Peninsula Homeless" Program.	\$2000.00
10.10.11	Redcliffe Hospital Auxillary	Support towards equipment for the Redcliffe Hospital.	\$200.00
10.10.11	Legacy Fund of Brisbane	Support toward Legacy's annual fundraising	\$250.00
13.10.11	Martin Hall	Support toward Swim4Kids – Fundraising Swim (Minute Page 11/2059)	\$20.00
18.10.11	Lions Club of Bribie Island Inc.	Support towards Camp Quality Picnic	\$200.00
25.10.11	Caboolture State High School	Support towards Annual Awards Night	\$50.00
25.10.11	Bribie Island State School P & C	Support towards "Festival of Spirit"	\$750.00
25.10.11	Lions Club of Caboolture East	Support towards Camp Quality Picnic	\$200.00

Cr. Allan Sutherland – Mayor (continued)			
Date	Name of Community Organisation	Purpose of Funding	Amount
1.11.11	Relay for Life Qld Cancer Council	Support towards the relay for life fundraising.	\$30.00
2.11.11	Australian Trade College North Brisbane	Support towards the Student Bursary Program.	\$2000.00
7.11.11	The Movember Foundation	Support towards the Movember Program for men's health.	\$500.00
9.11.11	Mango Hill Progress Association	Support towards the 2011 Mango Hill Christmas Tree Community Event.	\$250.00
10.11.11	Bribie Island Lioness Club	Support towards Camp Quality annual Christmas Party for children with Leukaemia.	\$200.00
14.11.11	Lions Club of Deception Bay Inc.	Support towards the community Christmas Carols Event.	\$500.00
17.11.11	Southern Cross Catholic College	Support towards the end of Junior Years Celebration.	\$25.00
22.11.11	Rotary Club of Bribie Island	Support towards the Rotary Australia Day Charity Ball 2012.	\$1000.00
22.11.11	Redcliffe & District Family History Group Inc.	Support towards equipment for the Family History Resources Library.	\$300.00
22.11.11	Bribie Island Senior Rugby League	Support towards the Players Open Day Function.	\$250.00
22.11.11	Lions Club of Beachmere	Support towards the Beachmere Community Seniors' Christmas Party.	\$200.00
29.11.11	Clontarf Beach State School	Support towards the End of Year Awards.	\$100.00
29.11.11	Strathpine & District Senior Citizens Club	Support towards the 2012 events and activities for senior citizens.	\$500.00
6.12.11	Bribie Island Chamber of Commerce	Support towards the "Bribie Lights Up" Event.	\$1500.00
21.12.11	Lighthouse A.O.G. Property Ltd	Support towards the Christmas Hampers for needy families.	\$500.00
27.1.12	Scripture Union Queensland	Support towards school programs.	\$500.00
31.1.12	Wantima Ladies Golf Club	Support towards the Ladies Golf Day.	\$200.00
20.2.12	Rotary Club of North Lakes	Support for the 2012 "Walk for Kids" Event.	\$250.00
24.2.12	Redcliffe & District Woodcraft Society Inc.	Support for the RDWS Woodcraft Competition.	\$100.00
27.2.12	Combined Churches Pine Rivers Easter Festival Committee	Support for the Pine Rivers Easter Festival.	\$2000.00
1.3.12	Pine Rivers Catchment Association	Support towards the Hays Inlet Festival – Youth Planting Event.	\$500.00
5.3.12	Qld Folk Federation Inc.	Support towards the Woodford Folk Festival.	\$2000.00
7.3.12	Deception Bay Community Youth Programs Association Inc.	Support towards "The Next Factor Talent Show" as part of Youth Week Activities.	\$250.00
27.3.12	Albany Creek Leisure Centre	Support for the Multiple Sclerosis fundraiser – "The Big Dinner Party".	\$250.00
27.3.12	Sunfish North Moreton	Support towards annual fundraising.	\$500.00
27.3.12	Redcliffe Primary Schools Rugby League	Support towards annual fundraising.	\$200.00
27.3.12	Pine Rivers Municipal Brass Band	Support towards annual fundraising.	\$500.00
27.3.12	Redcliffe Peninsula Surf Life Saving Club	Support towards annual fundraising.	\$500.00
27.3.12	Redcliffe AH&I Society Inc.	Support towards annual fundraising.	\$500.00
27.3.12	Redcliffe City Junior Cricket Club	Support towards annual kids community coaching clinic.	\$500.00
27.3.12	Deception Bay Gem & Allied Crafts Club Inc.	Support towards the annual fundraising Gem Show.	\$250.00
28.3.12	Deception Bay PCYC	Support towards annual fundraising.	\$500.00
3.4.12	Motor Neurone Disease Association of Qld Inc. – North Brisbane & Caboolture	Support towards annual fundraising.	\$250.00
3.4.12	Wyatt Roy Longman Youth Leadership Forum	Support towards the Longman Youth Leadership Forum.	\$1000.00
12.4.12	Redcliffe PCYC	Support towards annual fundraising.	\$500.00
17.4.12	Pumicestone Country Music Club	Support towards the PCMC "Concert for Cancer" Fundraising Event for Qld Cancer Research Fund.	\$200.00
18.4.12	The Y Lead Association	Support towards the Australian Student Leadership Conference.	\$2000.00
11.5.12	Redcliffe Art Society Inc.	Support towards the RASart Exhibition of Excellence Awards.	\$200.00
21.5.12	Suncare Community Service Inc.	Support towards the "Memory Walk" held in aid of Dementia Awareness Month.	\$2000.00

Cr. Allan Sutherland – Mayor (continued)			
Date	Name of Community Organisation	Purpose of Funding	Amount
21.5.12	The Rio Tinto Ride to Conquer Cancer	Support towards the 2 day cycling event in aid of cancer.	\$500.00
21.5.12	Transition The Grove Inc.	Support towards the Upper Kedron Brook Valley and The Hills District Healthy Lifestyles Expo.	\$340.00
22.5.12	Pine Rivers Musical Association Inc.	Support towards the Presentation to the Public of the Musical Jesus Christ Superstar.	\$250.00
22.5.12	Woody Point Special School	Support towards the School Dance to raise funds for the Senior Camp.	\$100.00
23.5.12	South Pacific Youth Justice Inc.	Support towards the "Taiala 2 Leading the Way" Workshops.	\$750.00
25.5.12	Newport Waterways Property Owners Association	Support towards the Christmas in July Fundraising Function.	\$300.00
28.5.12	Mousetrap Theatre Company	Support towards the Murrumba Drama Festival.	\$500.00
29.5.12	Deception Bay Child and Family Alliance	Support towards the Deception Bay School Breakfast Clubs for children.	\$1000.00
31.5.12	Prostate Foundation of Australia	Support towards the "Birdsville & Beyond" fundraising event.	\$500.00
4.6.12	Pine Rivers Ladies Bowling Club Inc.	Support towards the annual November Ladies Carnival.	\$100.00
4.6.12	Redcliffe Snooker Club Inc.	Support towards purchase of T shirts for Members.	\$500.00
13.6.12	Lions Youth Emergency Accommodation Centre	Support towards Fundraising Cycle Event.	\$500.00
19.6.12	Dakabin State School P&C Assoc.	Support towards annual School Fete.	\$250.00
19.6.12	Australian volunteer Coast Guard Assoc.	Support towards the Awards Presentation Ceremony.	\$500.00
22.6.12	Equestrian Qld.	Support towards the 2012 Qld Festival of Dressage.	\$1000.00
25.6.12	Bravehearts Inc.	Support towards the 2012 PNG Kokoda Trek.	\$100.00

COUNCILLORS' COMMUNITY SUPPORT FUNDS

Cr. Gary Parsons – Division 1			
Date	Name of Community Organisation	Purpose of Funding	Amount
7.7.11	Bribie Island Community Arts Society	Support towards the 12th Annual Matthew Flinders Art Awards Competition.	\$1,600.00
12.7.11	Abbey Medieval Festival	Support for Annual Abbey Medieval Festival.	\$2,500.00
11.8.11	Aspley Lions Club	Support towards Lions Q3 District Convention – Strathpine.	\$100.00
17.8.11	Centacare – Bribie Community Options	Support towards the annual "Options Options Options" Program for National Seniors' Week.	\$400.00
17.8.11	Bribie Island Scout Group	Support towards the cost of a banner for fundraising events.	\$300.00
17.8.11	Bribie & District Wildlife Rescue Inc.	Support towards training workshop for wild-life carers.	\$800.00
17.8.11	Bribie & District Woodcrafters Association Inc.	Support towards the 2011 Woodies' Exhibition.	\$800.00
9.9.11	Toorbul Caravan Park Fishing Club	Support towards the Annual Fishing Competition.	\$150.00
26.9.11	Sandstone Point Community Assoc. Inc.	Support towards the 4th Annual "Carols by Candlelight".	\$500.00
26.9.11	Bribie Island Orchid Society Inc.	Support towards the Easter & October Orchid Shows for 2012.	\$400.00
26.9.11	Bellara Neighbourhood Watch Inc.	Support towards the Annual Volunteer Appreciation Function.	\$285.00
13.10.11	Martin Hall	Support toward Swim4Kids – Fundraising Swim (Minute Page 11/2059)	\$20.00
14.10.11	Playgroup Association of Qld	Support towards Crest Park Kids Play Day	\$50.00
25.10.11	Bribie Island State School P & C	Support towards "Festival of Community Spirit"	\$250.00
7.11.11	Qld Police Service	Support towards the Bicycle Safety Initiative for purchase of bicycle helmets for students from Banksia Beach and Bribie Island State Schools.	\$128.00
11.11.11	Bribie Island State School	Support towards the 2011 Year 7 Presentation Night.	\$25.00
24.11.11	Woorim Ocean Beach Progress Association	Support towards the Annual Woorim Beach Blessing of the Surf Event.	\$150.00

Cr. Gary Parsons – Division 1 (continued)			
Date	Name of Community Organisation	Purpose of Funding	Amount
29.2.12	Volunteer Marine Rescue Bribie Island Inc.	Support towards the "Jamie Jackway" Fund Raiser.	\$100.00
9.3.12	Banksia Beach Neighbourhood Watch	Support towards the printing costs for the Community Newsletter.	\$180.00
3.4.12	Wyatt Roy Longman Youth Leadership Forum	Support for the Longman Youth Leadership Forum.	\$250.00
11.4.12	Bribie Island Rugby League Football Club	Support towards ongoing Football program.	\$500.00
24.4.12	Bribie Island Community Arts Society	Support towards the Bribie Island Art Festival: From Banksias to Beach.	\$500.00
15.6.12	Safety House Bribie Island	Support towards cost of affiliated insurance.	\$250.00
19.6.12	Vietnam Veterans Association of Australia	Support towards the Vietnam Veterans Day.	\$300.00
19.6.12	Silvertones	Support towards Concerts for residents in Nursing Homes.	\$500.00
19.6.12	Bribie & District Woodcrafters Assoc. Inc.	Support towards the 2012 Annual Exhibition and Competition.	\$500.00
19.6.12	C & K Kindergarten	Support towards the Kindy's 30th Birthday Celebration Party.	\$250.00

Cr. Chris Whiting – Division 2 (1 July 2011 to 28 April 2012)			
Date	Name of Community Organisation	Purpose of Funding	Amount
22.7.11	AIGA Samoa Association North Brisbane Inc.	Support towards the cost of equipment for use at the Maota Fono Building.	\$500.00
11.8.11	Aspley Lions Club	Support towards Lions Q3 District Convention – Strathpine.	\$100.00
05.10.11	Leukaemia Foundation of Qld – Caboolture Branch Inc	Support for community 'Light the Night' Event	\$400.00
13.10.11	Martin Hall	Support towards Swim4Kids – Fundraising Swim (Minute Page 11/2059)	\$20.00
2.11.11	Burpengary Swimming Club Inc.	Support towards the 5 Way Invitational Swim Meet.	\$20.00
14.11.11	Lions Club of Deception Bay Inc.	Support towards the community Christmas Carols Event.	\$500.00
21.12.11	Lighthouse A.O.G. Property Ltd	Support towards the Christmas Hampers for needy families.	\$500.00
8.2.12	Moreton Bay Birali Steiner School Association Inc.	Support towards the initial set up costs of the new Steiner School for Moreton Bay.	\$300.00
14.2.12	Beachmere Community Association Inc.	Support towards the refurbishment costs of the Beachmere Community Hall Emblem.	\$300.00
14.3.12	Beachmere RSL Sub Branch	Support towards the Anzac Day, Remembrance Day and Vietnam Veterans Day Events.	\$1,157.90
12.4.12	Beachmere Community Association Inc.	Support towards refurbishment of Beachmere Community Hall.	\$400.00
12.4.12	Birali Creative Spirit Playgroup	Support towards purchase of equipment for Beachmere Community Hall.	\$300.00

Cr. Peter Flannery – Division 2 (28 April 2012 to 30 June 2012)			
Date	Name of Community Organisation	Purpose of Funding	Amount
23.5.12	South Pacific Youth Justice Inc.	Support towards the "Taiala 2 Leading the Way" Workshop.	\$300.00
29.5.12	Deception Bay Child and Family Alliance	Support towards the Deception Bay School Breakfast Clubs for Children.	\$500.00
1.6.12	Aspire Arts, Cultures & Communities Inc. (Multilink Community Services)	Support towards the Talanoa Pasifika Forum 2012.	\$400.00
12.6.12	Deception Bay Lions Club Inc.	Support towards the cost of replacing the Stage Floor.	\$500.00
12.6.12	Deception Bay Junior Rugby League Football Club Inc.	Support towards the Annual Disabled Inclusion Day for disabled people.	\$500.00
12.6.12	Deception Bay North State School	Support towards the Interhouse Athletics Carnival	\$500.00
12.6.12	Burpengary Swimming Club Inc.	Support towards the purchase of computer equipment.	\$250.00
12.6.12	Lions Club of Beachmere Inc.	Support towards the purchase of replacement chairs for Beachmere Activity Centre.	\$500.00
12.6.12	Morayfield East Neighbourhood Watch	Support towards purchase of copy paper for newsletters.	\$100.00
13.6.12	Lions Youth Emergency Accommodation Centre	Support towards Fundraising Cycle Event.	\$100.00

Cr. Greg Chippendale – Deputy Mayor – Division 3			
Date	Name of Community Organisation	Purpose of Funding	Amount
11.8.11	Aspley Lions Club	Support towards Lions Q3 District Convention – Strathpine.	\$100.00
5.9.11	Caboolture Sports Club	Support towards supply of weather shelters.	\$1600.00
7.9.11	CBEC Moreton Bay Regional Business Enterprise Centre Association Inc.	Support towards the “Heart of Caboolture” Appeal.	\$200.00
13.10.11	Martin Hall	Support toward Swim4Kids – Fundraising Swim (Minute Page 11/2059)	\$20.00
24.10.11	Caboolture Australian Football Club	Support towards clubhouse fixtures and fittings	\$1500.00
26.10.11	Artisans Guild of Caboolture & District Inc	Support towards Christmas event for Endeavour Foundation clients	\$250.00
1.11.11	Relay for Life Qld Cancer Council.	Support towards the Relay for Life Fundraising.	\$15.00
9.11.11	Caboolture PCYC	Support towards the Caboolture Crime Prevention – Unit Watch Pilot Program.	\$50.00
4.1.12	St. John Ambulance (Qld) Caboolture Division	Support towards “additional fitout” for St. John Vehicle.	\$2000.00
25.1.12	Caboolture Sports Cricket Club	Support towards cost of replacement covers for cricket pitches.	\$400.00
25.1.12	Homestead Branch (ACMA Inc)	Support towards the Homestead Youth Talent Expo.	\$500.00
15.2.12	Caboolture Community Action Inc.	Support towards the CCA Homeless and Needy Support Program.	\$1000.00
15.2.12	Caboolture & Morayfield & District RSL	Support towards the refurbishment of the Cenotaph at the War Vets Home, Caboolture.	\$1000.00
22.2.12	Tullawong State School P&C Association	Support towards the Tullawong Fete.	\$750.00
29.2.12	Caboolture Rugby Union Club	Support towards the running of the inaugural Moreton Bay Regional Rugby Cup.	\$1000.00
3.4.12	Wyatt Roy Longman Youth Leadership Forum	Support for the Longman Youth Leadership Forum.	\$250.00
12.4.12	Caboolture Police Citizens Youth Club	Support towards purchase of Kindy gym equipment.	\$59.00
8.6.12	Caboolture Senior citizens Centre – Club Inc.	Support towards the 2012 Seniors’ Week Activities.	\$1500.00
8.6.12	Kabultur Eastenders Group	Support the Caboolture East Christmas in July Event.	\$140.00
8.6.12	Caboolture Snakes Rugby League Club Inc.	Support towards the 2012 Fundraising Raffle to assist with costs associated with running of the Football Club.	\$1000.00
Cr. Julie Greer – Division 4			
Date	Name of Community Organisation	Purpose of Funding	Amount
4.8.11	Lions Youth Emergency Accommodation Centre (Pine Rivers)	Support towards the Moreton Bay 100 Charity Bike Ride.	\$100.00
11.8.11	Aspley Lions Club	Support towards Lions Q3 District Convention – Strathpine.	\$100.00
12.8.11	Dry July Foundation	Support towards the “Dry July” Challenge Fundraiser for Cancer.	\$100.00
26.8.11	St. Benedicts’ Catholic Primary School P&F Association	Support towards the St Benedicts’ Fundraising Dinner.	\$100.00
26.8.11	Life! Church	Support towards a Breakfast for School Students to enhance social opportunities for youth.	\$200.00
1.9.11	North Lakes State College P&C Association	Support towards the North Lakes State College Annual Carnival.	\$250.00
1.9.11	Burpengary Baptist Community Church	Support towards the Aerosol Art Youth Project.	\$200.00
9.9.11	Boystown	Support towards cost of additional play equipment.	\$100.00
9.9.11	North Lakes Chamber of Commerce & Industry	Support towards the North Lakes Carols 2011 Event.	\$550.00
23.9.11	SoulCare	Support towards the SoulCare Charity Concert.	\$100.00
07.10.11	Dakabin State High School	Support towards 2011 Maths/Science Bursary	\$100.00
13.10.11	Martin Hall	Support toward Swim4Kids – Fundraising Swim (Minute Page 11/2059)	\$20.00
18.10.11	Scripture Union of Queensland	Support for “Bring About Hope”	\$150.00

Cr. Julie Greer – Division 4 (continued)			
Date	Name of Community Organisation	Purpose of Funding	Amount
27.10.11	Lions Club of Narangba	Support for Narangba Community Carols	\$250.00
28.10.11	Riverside Community Church	Support towards building dedication	\$200.00
1.11.11	Relay for Life Qld Cancer Council	Support towards the Relay for Life Fundraising	\$30.00
9.11.11	Mango Hill Progress Association	Support towards the 2011 Mango Hill Christmas Tree community event.	\$500.00
14.11.11	Lions Club of Deception Bay Inc.	Support towards the Community Christmas Carols Event.	\$500.00
21.11.11	Mango Hill State School P&C Association	Support towards educational facilities for the new school.	\$1000.00
23.11.11	North Lakes/Mango Hill Neighbourhood Watch	Support towards Santa’s Christmas Journey around North Lakes and Mango Hill Village Event.	\$350.00
21.12.11	Lighthouse A.O.G. Property Ltd	Support towards the Christmas Hampers for needy families.	\$200.00
16.2.12	Deception Bay PCYC	Support towards the cost of new signage for community purposes.	\$200.00
22.2.12	Rotary Club of North Lakes	Support towards the 2012 “Walk for Kids” Event.	\$250.00
24.2.12	The Lakes Football Club	Support towards community sporting activities within the Moreton Bay Region.	\$500.00
29.2.12	North Pine Sports Club	Support towards emergency repairs to sporting fields.	\$1000.00
1.3.12	North Lakes Leopards Junior Rugby Union Club	Support towards community sporting activities within the Moreton Bay Region.	\$100.00
5.3.12	North Lakes Eels Junior Australian Football Club	Support towards the North Lakes Eels Gala Day promoting sporting activities within the Region.	\$100.00
6.3.12	Deception Bay State High School P&C Association	Support towards the cost of upgrading P&C Computers and Software.	\$500.00
6.3.12	Moreton Downs State School P&C Association	Support towards programs within the school community.	\$500.00
7.3.12	Deception Bay Community Youth Programs Association Inc.	Support towards “The Next Factor Talent Show” as part of Youth Week.	\$250.00
13.3.12	Queensland University of Technology	Support towards the Extreme Science and Engineering Vans Program in the Moreton Bay Region.	\$500.00
14.3.12	St. Benedicts Catholic Primary School P&F Association	Support towards programs within the School community.	\$500.00
21.3.12	Bounty Boulevard State School P&C Ass.	Support for the “Friendship Seat” Program.	\$500.00
21.3.12	Kallangur Girl Guides	Support for the Fantastic International Guide Camp.	\$200.00
26.3.12	North Lakes Soccer Club Inc.	Support towards community sporting activities within the Moreton Bay Region.	\$100.00
9.5.12	Deception Bay Gem & Allied Crafts Club Inc.	Support towards the Annual Gem Show.	\$100.00
9.5.12	Salvation Army Red Shield Appeal	Support towards the Red Shield Appeal.	\$50.00
25.5.12	Osprey House Management Committee	Support towards the 2012 Lowlands Festival.	\$350.00
29.5.12	Deception Bay Child & Family Alliance	Support towards the Deception Bay School Breakfast Clubs for children.	\$500.00
29.5.12	Dickson Seniors’ Council.	Support towards the Dickson Seniors Expo.	\$50.00
1.6.12	Make-A-Wish Australia	Support towards the Rock N Roll Fundraiser.	\$700.00
5.6.12	Red Shield Appeal – Pine Rivers	Support towards assistance with the erection of banners.	\$100.00
13.6.12	Lions Youth Emergency Accommodation Centre	Support towards Fundraising Cycle Event.	\$100.00
13.6.12	Deception Bay Ministers Fraternal Chaplaincy	Support towards the Combined Churches Worship Service.	\$100.00
20.6.12	Lighthouse Food & Service	Support towards provision of food, assistance and support to those in need in the community.	\$250.00
20.6.12	Deception Bay PCYC	Support towards community activities within the Deception Bay area for youth.	\$250.00
25.6.12	Bravehearts Inc.	Support towards the 2012 PNG Kokoda Trek.	\$100.00

Cr. James Houghton – Division 5			
Date	Name of Community Organisation	Purpose of Funding	Amount
11.7.11	Grace Lutheran College	Support towards the Healthy Minds Expo.	\$100.00
14.7.11	Mousetrap Theatre Company Inc.	Support towards renovation of Theatre Foyer.	\$500.00
19.7.11	Redcliffe RSL	Support towards the Australia Day Cadet March and Flag Raising Ceremony.	\$110.00
19.7.11	MCC Christmas Pageant	Support towards the "Beautiful Star Christmas" Pageant 2011.	\$500.00
25.7.11	Leukaemia Foundation of Qld, Redcliffe Branch	Support towards the Annual Golf Day Fundraising Event.	\$50.00
9.8.11	Grace Lutheran College	Support towards EXO Day for youth.	\$150.00
11.8.11	Aspley Lions Club	Support towards Lions Q3 District Convention – Strathpine.	\$100.00
2.9.11	Meals on Wheels – Redcliffe Inc.	Support towards cost of kitchen equipment.	\$1,000.00
26.9.11	Redcliffe Historical Society	Support towards the preparation of the Historical Photo Collection.	\$150.00
27.9.11	Redcliffe Hospital Auxiliary	Support towards equipment for the Redcliffe Hospital.	\$150.00
13.10.11	Martin Hall	Support toward Swim4Kids – Fundraising Swim (Minute Page 11/2059)	\$20.00
18.10.11	Southern Cross Catholic College	Support towards end of year awards	\$100.00
19.10.11	Southern Cross Catholic College	Support towards end of year Senior Subject Dux Awards	\$50.00
19.10.11	Southern Cross Catholic College	Support towards Japanese Languages City Awards	\$50.00
24.10.11	Grace Lutheran College	Support towards end of year awards	\$100.00
24.10.11	Southern Cross Catholic College	Support for end of year awards	\$50.00
25.10.11	Redcliffe Cultural Centre	Support towards cost of Beyond The Bridge DVDs for distribution to local Schools and the Redcliffe Historical Society.	\$324.00
31.10.11	Redcliffe Cultural Centre	Support towards cost of Beyond The Bridge DVDs for distribution to local Schools and the Redcliffe Historical Society.	\$81.00
1.11.11	Relay for Life Qld Cancer Council	Support towards the Relay for Life Fundraising Event.	\$30.00
8.11.11	Southern Cross Catholic College – MacKillop Campus	Support towards the End of the Year Awards.	\$50.00
14.11.11	Redcliffe Tigers AFL Juniors	Support towards the cost of storage facilities.	\$700.00
21.11.11	Mueller College	Support towards the End of the Year Awards.	\$50.00
21.11.11	Hercules Road State School	Support towards the End of the Year Awards.	\$50.00
17.1.12	Redcliffe Horse & Pony Club Inc.	Support towards the Official Showjumping Day.	\$100.00
13.2.12	Redcliffe Art Society Inc.	Support towards the RASart Exhibition of Excellence Awards.	\$250.00
21.2.12	Redcliffe Pink Snapdragons	Support towards the Annual Fund Raising Activities.	\$1,000.00
22.2.12	Rotary Club of North Lakes	Support towards the 2012 "Walk for Kids" Event.	\$100.00
24.2.12	Redcliffe & District Woodcraft Society Inc.	Support towards the RDWS Woodcraft Competition.	\$37.50
1.3.12	Pine Rivers Catchment Association	Support towards the Hays Inlet Festival – Youth Planting Event.	\$250.00
8.3.12	Scarborough Lights Up Redcliffe Inc.	Support towards the cost of dismantling lighting used for community event.	\$900.00
13.3.12	Scarborough State School P&C Association	Support towards the Family Fun Day Event.	\$100.00
28.3.12	Redcliffe Dragon Boat Club Inc.	Support for the Red Dragons' Corporate Regatta.	\$1,000.00
27.4.12	Grace Lutheran College	Support towards the Healthy Minds Expo 2012.	\$1,000.00
21.5.12	Redcliffe Opportunities for People's Enhancement (ROPE)	Support towards the Annual Dinner Dance.	\$50.00
22.5.12	Redcliffe PCYC	Support towards the "Time 4 Kids" – Doing time to prevent youth crime program.	\$500.00
25.5.12	Newport Waterways Property Owners Association	Support towards the Christmas in July Fundraising Function.	\$50.00
12.6.12	Redcliffe Hospital Auxiliary Inc.	Support towards the purchase of items for Redcliffe Hospital.	\$200.00

Cr. James Houghton – Division 5 (continued)			
Date	Name of Community Organisation	Purpose of Funding	Amount
12.6.12	Leukaemia foundation of Qld (Redcliffe Branch)	Support towards the Charity Golf Day.	\$200.00
13.6.12	Lions Youth Emergency Accommodation Centre	Support towards Fundraising Cycle Event.	\$100.00
13.6.12	Redcliffe Historical Society Inc.	Support towards the development of a series of historical photos.	\$300.00
19.6.12	Global Care Redcliffe	Support towards provision of assistance to youth from disadvantaged families.	\$500.00
19.6.12	Moreton Bay Symphony Orchestra Inc.	Support towards the MBSO Soiree Evening Concert, celebrating local talent.	\$1,000.00
19.6.12	Redcliffe City Rotary Club	Support towards Dakota's Trail Walk, Bike Ride and Concert.	\$200.00
19.6.12	Australian Volunteer Coast Guard Assoc.	Support towards cost of IPAD and software for after-hours duty officer.	\$250.00
19.6.12	Australian Volunteer Coast Guard Assoc.	Support towards the Awards Presentation Ceremony.	\$250.00
22.6.12	Tuesday Club Inc.	Support towards the Spring Fashion Parade.	\$198.00
22.6.12	State Council of the YMCAs of Qld.	Support towards the YMCA Qld Youth Parliament.	\$100.00

Cr. Rae Frawley – Division 6 (1 July 2011 to 28 April 2012)			
Date	Name of Community Organisation	Purpose of Funding	Amount
11.7.11	Kippa Ring State School P&C	Support towards the "500 Hours" Program for young people.	\$210.00
11.7.11	Grace Lutheran College	Support towards the Healthy Minds Expo.	\$100.00
14.7.11	Mousetrap Theatre Company Inc.	Support towards renovation of Theatre Foyer.	\$500.00
19.7.11	Redcliffe RSL	Support towards the Australia Day Cadet March and Flag Raising Ceremony.	\$110.00
19.7.11	Redcliffe Junior Rugby Union Club Inc.	Support towards annual fundraising event for the Junior Club.	\$200.00
19.7.11	MCC Christmas Pageant	Support towards the "Beautiful Star Christmas" Pageant 2011.	\$500.00
25.7.11	Leukaemia Foundation of Qld, Redcliffe Branch	Support towards the Annual Golf Day Fundraising Event.	\$50.00
27.7.11	Breakaway Inc.	Support towards annual Charity Golf Fundraising Event.	\$250.00
27.7.11	Peninsula Power Soccer	Support towards the Pacific Islands Aboriginal Community Kids Soccer Program.	\$200.00
1.8.11	Redcliffe Golf Club Inc.	Support towards the Qld Final of the Aaron Baddeley World Junior Championships Competition.	\$200.00
1.8.11	Quota International of Redcliffe Inc.	Support towards the QUOCKA Reading Program.	\$200.00
2.8.11	Woody Point Special School	Support towards the Annual Civic Awards.	\$200.00
4.8.11	YMCA Qld Youth Parliament	Support towards the Qld Youth Parliament Program.	\$120.00
8.8.11	Redcliffe Leagues Netball Association	Support towards the Netball Carnival.	\$200.00
9.8.11	Grace Lutheran College	Support towards EXO Day for youth.	\$150.00
11.8.11	Aspley Lions Club	Support towards Lions Q3 District Convention – Strathpine.	\$100.00
16.8.11	Grace Lutheran Primary School	Support towards the End of Year Awards.	\$50.00
19.8.11	Moreton Bay Arts Council Inc.	Support towards the "Celebrate the Arts" Event.	\$150.00
23.8.11	Clontarf District Girl Guides	Support towards the outdoor program for Guides.	\$150.00
30.8.11	Redcliffe Community Bus for Disabled or Aged Inc.	Support towards Program.	\$200.00
2.9.11	Meals on Wheels – Redcliffe Inc.	Support towards cost of kitchen equipment.	\$1,000.00
5.9.11	Redcliffe Special School	Support towards the Annual End of Year Awards.	\$50.00
27.9.11	Redcliffe Hospital Auxiliary	Support towards equipment for the Redcliffe Hospital.	\$150.00
27.9.11	Redcliffe Leagues Softball Association	Support towards cost of Gazebos for sun protection.	\$200.00
13.10.11	Martin Hall	Support toward Swim4Kids – Fundraising Swim (Minute Page 11/2059)	\$20.00

Cr. Rae Frawley – Division 6 (1 July 2011 to 28 April 2012) (continued)			
Date	Name of Community Organisation	Purpose of Funding	Amount
25.10.11	Peninsula Animal Aid Assn Inc	Support for 2012 Fundraising Calendars	\$180.00
31.10.11	Redcliffe Little Athletics	Support towards membership and uniforms.	\$200.00
17.11.11	Southern Cross Catholic College	Support towards the End of Junior Years Celebration.	\$25.00
25.11.11	Redcliffe City Rotary Club	Support towards the Soft Re-opening of Rotary Park Event.	\$100.00
29.11.11	Clontarf Beach State School	Support towards the End of Year Awards.	\$50.00
6.1.12	Kipparing Kindergarten and Pre School	Support towards the Kindy Working Bee/Rotary Garden Day – March 2012.	\$100.00
13.2.12	Redcliffe Art Society Inc.	Support towards the RASart Exhibition of Excellence Awards.	\$250.00
22.2.12	Rotary Club of North Lakes	Support towards the 2012 "Walk for Kids" Event.	\$100.00
24.2.12	Redcliffe & District Woodcraft Society Inc.	Support towards the RDWS Woodcraft Competition.	\$37.50
1.3.12	Pine Rivers Catchment Association	Support towards the Hays Inlet Festival – Youth Planting Event.	\$250.00
6.3.12	Breakaway Inc.	Support towards the Renovation of Bell Street Community Centre.	\$1000.00
19.3.12	Race Around Australia	Support towards the Race Around Australia Event.	\$500.00
5.4.12	Chameleon Regional Community Housing Accommodation and Welfare Association Inc.	Support for the Work Placement Program – Gardening Project.	\$330.00
17.4.12	Regional Community Association Inc.	Support towards cost of water damage repairs to the RCAMB Counselling Rooms.	\$550.00

Cr. Koliana Winchester – Division 6 (28 April 2012 to 30 June 2012)			
Date	Name of Community Organisation	Purpose of Funding	Amount
30.5.12	Aspire Arts, Cultures & Communities Inc.	Support towards the Talanoa Pasifika Forum 2012.	\$200.00
13.6.12	Lions Youth Emergency Accommodation Centre	Support towards Fundraising Cycle Event.	\$150.00
21.6.12	Probus Association of Qld. Inc.	Support towards the 19th Annual Probus Bowls Carnival.	\$250.00
22.6.12	State Council of the YMCAs of Qld.	Support towards the YMCA Qld Youth Parliament.	\$150.00
22.6.12	Peninsula Animal Aid	Support towards the sponsorship of Dog Pen No. 7.	\$350.00
26.6.12	Regional Community Association Moreton Bay	Support towards the expansion of Humpybong Place Child Contact Centre operations.	\$1500.00
26.6.12	SOAQ – Moreton North	Support towards the SOAQ Regional Competitions in Moreton North.	\$1200.00

Cr. David Dwyer – Division 7			
Date	Name of Community Organisation	Purpose of Funding	Amount
4.7.11	North Pine Bush Poets Group Inc.	Support towards the Memorial Chair Program.	\$1000.00
4.7.11	PR Easter Festival	Support towards the Annual Easter Festival.	\$211.25
18.7.11	Undurba State School	Support towards the National School Aerobics Competition.	\$1000.00
3.8.11	Kunwongbah State School	Support towards the "Trivia Night" fundraising event.	\$400.00
4.8.11	Lions Youth Emergency Accommodation Centre (Pine Rivers)	Support towards the Moreton Bay 100 Charity Bike Ride.	\$400.00
11.8.11	Aspley Lions Club	Support towards Lions Q3 District Convention – Strathpine.	\$100.00
7.9.11	Pine Rivers Combined Bands Inc.	Support towards the Annual Fundraising Dinner & Auction.	\$200.00
9.9.11	Toorbul Caravan Park Fishing Club.	Support towards the Annual Fishing Competition.	\$150.00
12.9.11	Bray Park State High School	Support towards the Annual Speech and Sports Awards presentation Night.	\$150.00
18.10.11	Scripture Union Queensland	Support for "Bring about Hope"	\$150.00
25.10.11	Our Lady of the Way P & F Assoc	Support for Our Lady of the Way Community Carnival	\$250.00
25.10.11	Pine River's Men's Shed Inc	Support for Community Bird Nest and Possum Boxes	\$384.00
27.10.11	Lions Club of Narangba	Support for Narangba Community Carols	\$250.00
10.11.11	Pine Rivers Junior Leagues Club	Support for fundraising event.	\$150.00
11.11.11	Dakabin State High School	Support towards the Award Presentation Evening.	\$250.00
8.12.11	North Pine Baptist Soccer Club	Support towards ongoing development for new goalkeeping program.	\$600.00

Cr. David Dwyer – Division 7 (continued)			
Date	Name of Community Organisation	Purpose of Funding	Amount
30.1.12	Marsden Uniting Christian Football Club	Support towards establishment costs.	\$1000.00
14.2.12	Bray Park State High School	Support towards the School's Cultural Program.	\$763.33
29.2.12	North Pine Sports Club	Support towards emergency repairs to fields.	\$1000.00
29.2.12	Hamilton Pine Rivers Wheelers	Support towards the Anzac 25 Cycle Race.	\$400.00
6.3.12	Undurba State School	Support for the Inter-House Cross Country.	\$200.00
21.3.12	Kallangur Girl Guides	Support for the Fantastic International Guide Camp.	\$1000.00
19.4.12	Moreton Youth Music Ensembles Concert Band	Support towards the cost of repairs and service to Timpani & equipment.	\$300.00
19.4.12	North Pine Historical Society Inc.	Support towards the cost of ID badges for NPI-ISI members & promotional materials.	\$500.00
9.5.12	Salvation Army Red Shield Appeal	Support towards the Red Shield Appeal.	\$50.00
29.5.12	Dickson Seniors' Council	Support towards a "One Stop" Shop for Seniors for information and products.	\$100.00
31.5.12	Mt. Maria College Petrie P&F Association	Support towards the 25th Anniversary Dinner Celebration.	\$1000.00
5.6.12	Red Shield Appeal – Pine Rivers	Support towards assistance with erection of banners.	\$100.00
8.6.12	QCWA Kallangur Branch	Support towards 50th Anniversary of building of the Hall and 58th Birthday of the Branch.	\$100.00
18.6.12	Kallangur State School	Support towards the School Band program.	\$250.00
19.6.12	Pine Rivers Junior Rugby League	Support towards the day to day running of the PR Bears, Old Boys and Juniors.	\$500.00
19.6.12	126th Army Cadet Unit	Support towards Cadet and Officer Training.	\$500.00
25.6.12	Kokoda challenge Association Public Fund	Support towards the 2012 Kokoda Challenge.	\$240.00

Cr. Mick Gillam – Division 8			
Date	Name of Community Organisation	Purpose of Funding	Amount
4.7.11	PR Easter Festival	Support towards the Annual Easter Festival.	\$211.25
25.7.11	Bray Park State School	Support towards Student Programs.	\$100.00
25.7.11	Pine Rivers PCYC	Support towards the Physical Activity Program for the local community.	\$500.00
4.8.11	Lions Youth Emergency Accommodation Centre (Pine Rivers)	Support towards the Moreton Bay 100 Charity Bike Ride.	\$100.00
11.8.11	Aspley Lions Club	Support towards Lions Q3 District Convention – Strathpine.	\$100.00
16.8.11	Holy Spirit Church	Support towards the Multicultural Celebration Event.	\$500.00
16.8.11	Scripture Union Qld.	Support towards the Chaplaincy Support Breakfast.	\$225.00
2.9.11	Pine Rivers Community Aquatics Club	Support towards the 2011/12 Swimming Season general operations.	\$500.00
12.9.11	Pinecones Netball Club Inc.	Support towards the Club operations.	\$100.00
12.9.11	Pine Rivers Swans Australian Football Club Inc.	Support towards the Club Activities.	\$200.00
12.9.11	Bray Park State High School	Support towards the Annual Speech and Sports Awards presentation Night.	\$350.00
06.10.11	Railway Modellers' Club of Qld	Support towards Railway Modellers & Hobby Show	\$250.00
13.10.11	Martin Hall	Support toward Swim4Kids – Fundraising Swim (Minute Page 11/2059)	\$20
17.10.11	Pine Rivers Combined Bands Inc	Support for Annual Fundraising Dinner & Auction	\$100.00
1.11.11	Relay for Life Qld Cancer Council	Support towards Relay for Life Fundraising event	\$30.00
4.11.11	Pine Rivers State High School	Support towards the Annual Speech Night	\$100.00
4.11.11	Strathpine West State School	Support towards the Annual Speech Night	\$20.00
15.12.11	Lawnton Kindergarten	Support towards playground safety improvements.	\$500.00
17.1.12	Pine Rivers Swans Australian Football Club	Support towards Club Activities.	\$500.00
25.1.12	Pine Rivers United Sports Club	Support towards soccer club operations.	\$682.50

Cr. Mick Gillam – Division 8 (continued)			
Date	Name of Community Organisation	Purpose of Funding	Amount
30.1.12	Pine Rivers United Sports Club	Support towards skill development for female teams.	\$500.00
31.1.12	Wantima Ladies Golf Club	Support towards the Ladies Golf Day.	\$50.00
3.2.12	The Groves Body Corporate Committee	Support towards cost of installation of a park bench for the elderly residents whilst waiting for transport.	\$1000.00
14.2.12	Bray Park State High School	Support towards the School's Cultural Program.	\$763.34
14.2.12	Girl Guides Qld – Lawnton District Support	Support towards fundraising support for improving life skills of girl guides.	\$200.00
14.2.12	Pine Rivers Social Darts Association	Support towards the provision of new equipment.	\$200.00
13.3.12	Holy Spirit P&F	Support for the Biennial Festival.	\$500.00
16.3.12	Pine Central Holy Spirit Rugby League Football Club	Support for Club activities.	\$500.00
16.3.12	Bray Park State Primary School P&C	Support for student programs.	\$500.00
29.3.12	Mater Foundation	Support for the Bottlemart Smiddy Challenge Cycle Event from Brisbane to Townsville.	\$50.00
5.4.12	Strathpine State Primary School P&C Association	Support towards safety improvements to school grounds.	\$300.00
19.4.12	Genesis College P&F	Support for Student Programs in the School.	\$500.00
9.5.12	Salvation Army Red Shield Appeal	Support towards the Red Shield Appeal.	\$50.00
22.5.12	Lawnton Scout Group	Support for programs and activities run by the Group.	\$200.00
22.5.12	Pine Rivers Musical Association Inc.	Support towards the presentation to the Public of the Musical Jesus Christ Superstar.	\$500.00
29.5.12	Dickson Seniors' Council	Support towards a "One Stop" Shop for Seniors for information and products.	\$50.00
31.5.12	Pine Rivers United Sports Club	Support towards the Soccer Club Operations	\$300.00
4.6.12	Pine Rivers Ladies Bowling Club Inc.	Support towards the Annual November Ladies Carnival	\$100.00
4.6.12	Pine Rivers PCYC	Support towards the Club's provision of support to the community.	\$250.00
4.6.12	Pine Central Sports Club	Support for Club activities.	\$250.00
4.6.12	Pine Rivers Swans AFL	Support for Club activities.	\$250.00
4.6.12	Pine Rivers Netball Association	Support for Club activities.	\$250.00
5.6.12	Red Shield Appeal – Pine Rivers	Support towards assistance with erection of banners.	\$100.00
13.6.12	Lions Youth Emergency Accommodation Centre	Support towards Fundraising Cycle Event.	\$100.00

Cr. Mike Charlton – Division 9			
Date	Name of Community Organisation	Purpose of Funding	Amount
11.7.11	Cystic Fibrosis Qld Ltd.	Support towards the Cystic Fibrosis Qld Charity Concert & Dinner Auction.	\$585.00
3.8.11	Albany Creek Garden Club Inc.	Support towards the 2011 Garden Competition.	\$200.00
4.8.11	Lions Youth Emergency Accommodation Centre (Pine Rivers)	Support towards the Moreton Bay 100 Charity Bike Ride.	\$100.00
11.8.11	Aspley Lions Club	Support towards Lions Q3 District Convention – Strathpine.	\$100.00
12.8.11	Dry July Foundation	Support towards the "Dry July" Challenge Fundraiser for Cancer.	\$100.00
26.8.11	Albany Creek Local Chaplaincy Committee.	Support towards the Albany Creek LCC Family Fun Day in the Park.	\$50.00
13.9.11	Scripture Union Queensland	Support towards the Pine Rivers Chaplaincy Breakfast.	\$450.00
21.9.11	Albany Creek Crushers Junior Rugby League Football Club Inc.	Support towards community activities.	\$200.00
06.10.11	Railway Modellers' Club of Qld	Support towards Railway Modellers & Hobby Show	\$250.00
13.10.11	Martin Hall	Support toward Swim4Kids – Fundraising Swim (Minute Page 11/2059)	\$20.00

Cr. Mike Charlton – Division 9 (continued)			
Date	Name of Community Organisation	Purpose of Funding	Amount
31.10.11	Scripture Union of Queensland	Support for Provision of Chaplaincy for Schools in Moreton Bay Region	\$40.00
4.11.11	Albany Creek State School P&C	Support towards the 2011 Annual Student Yearbook	\$80.00
4.11.11	Albany Creek State High School	Support towards the Annual Awards Night	\$200.00
4.11.11	Albany Creek State High School	Support towards the Sports Awards Night	\$100.00
29.11.11	Rotary Club of Albany Creek	Support towards the Christmas in the Creek Community Event.	\$600.00
25.1.12	Pine Rivers United Sports Club	Support towards soccer club operations.	\$682.50
31.1.12	Wantima Ladies Golf Club	Support towards the Ladies Golf Day.	\$50.00
14.2.12	Bray Park State High School	Support towards the School's Cultural Program.	\$763.33
14.2.12	Pine Rivers Social Darts Assoc.	Support towards the provision of new equipment.	\$200.00
22.2.12	Albany Creek Scout Group	Support towards assistance with signage for the Scout Den.	\$175.00
22.2.12	Scripture Union Queensland	Support towards cost of recruitment & training for Chaplains for Schools in the Moreton Bay Region.	\$100.00
23.2.12	Eatons Hill State School	Support towards the Student Programs.	\$1,000.00
1.3.12	Leukaemia Foundation	Support towards the "World's Greatest Shave" Fundraising Event.	\$200.00
13.3.12	Relay for Life Queensland Cancer Council	Support towards the Relay for Life Fundraising Event.	\$30.00
13.3.12	Eatons Hill State School	Support towards the School's sporting and playground activities.	\$600.00
13.3.12	Queensland University of Technology	Support towards the Extreme Science & Engineering Vans program within the Moreton Bay Region.	\$500.00
20.3.12	Albany Creek State School P&C Association	Support towards the Albany Creek State School Fete 2012 (Winter Carnival).	\$350.00
26.3.12	Multiple Sclerosis Society of Qld	Support towards the "Big Dinner Party" to raise funds to help fight multiple sclerosis.	\$100.00
29.3.12	Mater Foundation	Support for the Bottlemart Smiddy Challenge Cycle Event from Brisbane to Townsville.	\$100.00
5.4.12	Albany Creek Masters Swimming Club	Support towards general operations and the Masters Swim Meet.	\$500.00
9.5.12	Salvation Army Red Shield Appeal	Support towards the Red Shield Appeal.	\$50.00
22.5.12	Rotary Club	Support towards the Pine Rivers Charity Run.	\$30.00
29.5.12	Cancer Council Australia	Support towards hosting a Morning Tea to raise funds.	\$50.00
29.5.12	Dickson Seniors' Council	Support towards a "One Stop" Shop for Seniors for information and products.	\$200.00
31.5.12	Albany Creek Uniting Church	Support towards the Annual May Fete.	\$200.00
4.6.12	Pine Rivers Ladies Bowling Club Inc.	Support towards the Annual November Ladies Carnival.	\$100.00
5.6.12	Red Shield Appeal – Pine Rivers	Support towards assistance with erection of banners.	\$100.00
13.6.12	Lions Youth Emergency Accommodation Centre	Support towards Fundraising Cycle Event.	\$150.00
20.6.12	Albany Creek Cricket Club	Support towards the Albany Creek Cricket Club general operations.	\$250.00
20.6.12	Albany Creek Football Club	Support towards the Albany Creek Football Club general operations.	\$250.00
20.6.12	Albany Creek Gymnastics Club	Support towards the Albany Creek Gymnastics Club general operations.	\$250.00
20.6.12	Pine Rivers Saints Hockey Club Inc.	Support towards the Pine Rivers Saints Hockey Club general operations.	\$250.00
20.6.12	Albany Creek Apex Club	Support towards the Albany Creek Apex Club general operations.	\$1800.00
22.6.12	All Saints Parish	Support towards the 2012 Albany Fair Booklet production.	\$250.00
25.6.12	Albany Creek GPS Rugby Union	Support towards the Rugby Union Club operations.	\$250.00
28.6.12	Albany Creek Crushers Junior Rugby League Football Club	Support towards the Albany Creek Crushers Junior Rugby League Football Club general operations.	\$250.00

Cr. Brian Battersby – Division 10			
Date	Name of Community Organisation	Purpose of Funding	Amount
15.7.11	Scripture Union Qld	Support towards the Chaplaincy Support Breakfast.	\$225.00
28.7.11	Hills Chamber of Commerce	Support towards the 2011 Annual Big Breakfast fundraising event.	\$210.00
1.8.11	Ferny Grove State High School	Support towards the Annual Awards Night.	\$150.00
11.8.11	Aspley Lions Club	Support towards Lions Q3 District Convention – Strathpine.	\$100.00
19.8.11	Arana Hills Senior Citizens Club	Support towards Musical Event for Seniors.	\$150.00
19.8.11	Zonta Club Pine Rivers	Support towards Women's Refuge.	\$150.00
30.8.11	Association of Farrington Grove Retirement Est. Residents	Support for the Seniors Community Group activities.	\$100.00
6.9.11	The Hills District Community Garden Incorporated	Support for the community group activities.	\$150.00
28.09.11	Bunya Residents Association	Ongoing support for community group	\$150.00
03.10.11	Golden Valley Keperra Lions Club	Support for annual community Carols event	\$700.00
05.10.11	Deployed Soldiers Welfare Committee Incorporated	Support for deployed soldiers – MBRC area	\$250.00
13.10.11	Arana Hills Men's Shed	Ongoing support for community group	\$100.00
13.10.11	Martin Hall	Support toward Swim4Kids – Fundraising Swim (Minute Page 11/2059)	\$20.00
17.10.11	Mitchelton State High School	Support for Awards Night	\$150.00
19.10.11	Multiple Sclerosis Society of Qld	Support for MS Moonlight Walk	\$50.00
19.10.11	Bunya Downs Residents	Ongoing support for annual community event	\$100.00
7.11.11	Patricks Road State School	Support towards the Annual Awards Night	\$60.00
16.11.11	Bunya Residents Association	Support towards the Bunya Downs Residents Annual Xmas Function	\$100.00
29.11.11	Rotary Club of Albany Creek	Support towards the Christmas in the Creek Community Event.	\$400.00
7.12.11	Community Historian – Arana Hills	Support towards the local community historian for research.	\$200.00
14.12.11	Mitchelton Rotary Club	Support towards The Hills Xmas Party.	\$100.00
16.1.12	National Seniors – Ferny Grove Branch Inc.	Support towards the annual Christmas Event for community group.	\$100.00
17.1.12	Pine Rivers Community Nursery Inc. (Kumbartcho)	Support towards the propagation of local native plants revegetation project.	\$250.00
14.2.12	Arana Sports	Support towards promotion of junior sport in the local community.	\$500.00
22.2.12	Albany Creek Scout Group	Support towards assistance with signage for the Scout Den.	\$175.00
26.3.12	Multiple Sclerosis Society of Qld	Support towards the "Big Dinner Party" to raise funds to help fight multiple sclerosis.	\$100.00
29.3.12	Mater Foundation	Support for the Bottlemart Smiddy Challenge Cycle Event from Brisbane to Townsville.	\$100.00
3.5.12	ACSHS P&C Music Supporters Sub. Committee	Support towards the ACSHS P&C Music Support Music Tour.	\$50.00
22.5.12	Ferny Hills Progress Association	Support towards The Hills District & Bunya Garden Competition.	\$650.00
24.5.12	Picabeen Community Association	Support towards the Ferny Grove Youth Outreach Project	\$500.00
24.5.12	Pine Rivers Community Nursery Inc.	Support towards the general operations of the Nursery.	\$1000.00
29.5.12	Dickson Seniors' Council	Support towards a "One Stop" Shop for Seniors for information and products.	\$100.00
8.6.12	Ferny Grove State High School	Support towards the Ferny Grove String Quartet performance at Patricks Road State School Art Exhibition Fundraiser.	\$100.00
13.6.12	Lions Youth Emergency Accommodation Centre	Support towards Fundraising Cycle Event.	\$100.00
19.6.12	Golden Valley Keperra Lions Club	Support towards the Community Carols 2012.	\$1500.00
19.6.12	Patrick Road State School P&C Assoc.	Support towards the general operations of the P&C.	\$100.00
20.6.12	St. Vincent De Paul Society – Grovely Conference	Support towards their local charity work.	\$300.00
27.6.12	Red Shield Appeal – Pine Rivers	Support towards the Red Shield Appeal.	\$100.00

Cr. Bob Millar – Division 11			
Date	Name of Community Organisation	Purpose of Funding	Amount
5.7.11	Narangba Rangers RL Football Club	Support towards the sporting and recreational needs of the region.	\$200.00
20.7.11	Rotary Club of Samford Valley	Support towards the Charity Golf Day fundraising event.	\$300.00
29.7.11	Multicap Petrie – Old Petrie Town	Support towards cost of water pump to water plants.	\$187.00
4.8.11	Lions Youth Emergency Accommodation Centre (Pine Rivers)	Support towards the Moreton Bay 100 Charity Bike Ride.	\$100.00
4.8.11	Dayboro Dolphins Swimming Club	Support towards the Annual Sign-On Fund Raising Event.	\$150.00
11.8.11	Aspley Lions Club	Support towards Lions Q3 District Convention – Strathpine.	\$100.00
7.9.11	Samford District Bowls Club Inc.	Support towards the "Sets Play Bowling Day" Function.	\$500.00
7.9.11	Pine Rivers Combined Bands Inc.	Support towards the annual fundraising dinner and auction.	\$100.00
13.10.11	Martin Hall	Support toward Swim4Kids – Fundraising Swim (Minute Page 11/2059)	\$20.00
18.10.11	Scripture Union Queensland	Support for "Bring about Hope"	\$150.00
27.10.11	Lions Club of Narangba	Support for Narangba Community Carols	\$500.00
1.11.11	Samford & District Progress & Protection Association	Support for 'Christmas in the Village'	\$500.00
1.11.11	Narangba State School	Support for 2011 Awards Day	\$25.00
1.11.11	Dayboro & Districts Progress Association	Support towards the Swaggies Christmas Event.	\$500.00
1.11.11	Relay for Life Qld Cancer Council	Support towards the Relay for Life Fundraising Event.	\$30.00
4.11.11	Norfolk Lakes Neighbourhood Watch	Support towards the Anti-Graffiti Program.	\$64.90
4.11.11	Narangba District Guides	Support towards community development in the region.	\$100.00
17.11.11	Jinibara State School	Support towards the Citizenship Award – Shield.	\$80.00
25.11.11	Dayboro Ladies Bowling Club Inc.	Support towards the Dayboro Ladies Bowling Club Financial Day.	\$100.00
29.11.11	Samford State School	Support towards the "You Can Do It" Award for Year 7 Students' Graduation – First Winner.	\$25.00
8.12.11	Samford State School	Support towards the "You Can Do It" Award for Year 7 Students' Graduation – Second Winner.	\$25.00
14.12.11	Narangba Demons Baseball Club Inc.	Support towards the Goodwill Games.	\$350.00
6.1.12	Samford District Historical Museum	Support towards the Australia Day Celebrations.	\$300.00
31.1.12	Samford District Bowls Club Inc.	Support towards the Village Bowls Competition.	\$350.00
3.2.12	Eleanor Whight	Support towards the annual Christmas Carols under the Trees in the Paddock held in conjunction with Dayboro Lions.	\$159.98
7.2.12	Samford Playgroup	Support towards the Samford Playgroup Community Night Market.	\$150.00
16.2.12	Narangba Lions	Support towards the Narangba Lions Trivia Night Fundraising Event for the Lions Medical Research Foundation.	\$150.00
16.3.12	Q.C.W.A. Dayboro Branch	Support towards the Seniors' Morning Tea.	\$100.00
16.3.12	Dayboro Kindergarten	Support towards the general operations of kindergarten.	\$100.00
26.3.12	Samford District Bowls Club Inc.	Support towards the Samford Parklands Day.	\$500.00
29.3.12	Mater Foundation	Support for the Bottlemart Smiddy Challenge Cycle Event from Brisbane to Townsville.	\$50.00
3.4.12	North Pine Poultry Club (Inc)	Support towards the North Pine Poultry Club Annual Show.	\$200.00
22.5.12	Samford Show Society	Support towards the 2012 Samford Show.	\$550.00
29.5.12	Dickson Seniors' Council	Support towards a "One Stop" Shop for Seniors for information and products.	\$50.00
5.6.12	Red Shield Appeal – Pine Rivers	Support towards assistance with erection of banners.	\$100.00
13.6.12	SU Qld.	Support towards the Swim Marathon for Chaplaincy at Samford & Mt. Samson SS's Samford Community Pool.	\$200.00
13.6.12	Dayboro Rural Neighbourhood Watch Group	Support towards the community development and support needs of the Moreton Bay Region.	\$200.00
13.6.12	Forest Ridge Neighbourhood Watch Group	Support towards the community development and support needs of the Moreton Bay Region.	\$200.00

Cr. Bob Millar – Division 11 (continued)			
Date	Name of Community Organisation	Purpose of Funding	Amount
13.6.12	Norfolk Lakes Neighbourhood Watch Group	Support towards the community development and support needs of the Moreton Bay Region.	\$200.00
13.6.12	Samford & District Play Group	Support towards the community development and support needs of the Moreton Bay Region.	\$100.00
13.6.12	Samford Stingrays Swim Club	Support towards the sporting and recreational needs of the Moreton Bay Region.	\$150.00
13.6.12	Samford Riding for the Disabled	Support towards the sporting, recreational and community development and support needs of the Moreton Bay Region.	\$200.00
13.6.12	Samford RSL	Support towards the Remembrance Day Service.	\$200.00
13.6.12	Samford Scout Group	Support towards the cost of replacement of wooden ceremonial flagpoles.	\$150.00
13.6.12	Lions Youth Emergency Accommodation Centre	Support towards Fundraising Cycle Event.	\$100.00
13.6.12	Dayboro AH&I Association Inc.	Support towards the Dayboro Show Woodchop Event.	\$500.00
13.6.12	Samford Lions	Support towards the community development and support needs of the Moreton Bay Region.	\$150.00
13.6.12	Dayboro Mens Shed	Support towards the cost of tools to carry out Shed activities for fundraising.	\$150.00
19.6.12	Qld Country Women's Association – Dayboro Branch	Support towards community development and support needs of the Moreton Bay Region.	\$200.00
19.6.12	Qld Country Women's Association – Samford Branch	Support towards the community development and support needs of the Moreton Bay Region.	\$200.00
19.6.12	Samford District Bowls Club	Support towards the spring season Village Bowls.	\$350.00
20.6.12	Dayboro Scouts Club	Support towards the Anti-Bullying Program.	\$150.00
20.6.12	Pine Rivers Koala Care Assoc. Inc.	Support towards the Pine Rivers Koala Care to save and preserve koalas from extinction.	\$200.00
20.6.12	Moreton Bay Koala Rescue Inc.	Support towards the replacement/purchase of new rescue equipment.	\$200.00
22.6.12	Narangba State School	Support towards the Athletics Carnival.	\$85.00

Cr. Adrian Raedel – Division 12			
Date	Name of Community Organisation	Purpose of Funding	Amount
5.7.11	Woodford Community Art Group	Support towards the Woodford Bi-Annual Art Show.	\$1500.00
2.8.11	Woodford Lions Club Inc.	Support towards the "Welcome to Woodford" Sign Project – Stage 2.	\$2000.00
8.8.11	Caboolture State High School P&C 50th Anniversary Committee	Support towards the 50th Anniversary Celebrations.	\$1500.00
11.8.11	Aspley Lions Club	Support towards Lions Q3 District Convention – Strathpine.	\$100.00
05.10.11	Leukaemia Foundation of Qld – Caboolture Branch Inc	Support for community 'Light the Night' Event	\$1500.00
13.10.11	Martin Hall	Support toward Swim4Kids – Fundraising Swim (Minute Page 11/2059)	\$20.00
25.10.11	Elimbah Sports & Recreation Assn	Support for Elimbah Community Fun Day	\$500.00
1.11.11	Relay for Life Qld Cancer Council	Support towards the Relay for Life Fundraising Event.	\$30.00
22.11.11	Stanley River Junior Rugby League Football Club.	Support towards the Clubhouse Renovations.	\$2000.00
15.2.12	Qld Folk Federation Inc.	Support towards the Woodford Folk Festival.	\$1000.00
28.2.12	Bellthorpe Rural Fire Brigade	Support towards the upgrading of driveway of the Bellthorpe Rural Fire Station.	\$1050.00
2.3.12	Caboolture Rugby Union	Support towards the Moreton Bay Regional Rugby Cup Competition.	\$1000.00
6.3.12	Woodford Show Society	Support towards the Woodford Showgirl/Princess Quest and the Woodford Show Ball.	\$600.00

Enquiries regarding the Mayor's Regional and Councillors' Community Support Fund Register can be directed to the Co-ordinator Executive Services on 3480 6564.

Accountability

Council's Chief Executive Officer maintains a Register of Interests for all Councillors and relevant officers and related persons. Councillors must declare any material personal interest in matters brought before council and leave the chambers when the matter is being considered and voted on. Councillors are also required to disclose any personal or professional associations that could reasonably be regarded as having a conflict of interest in an issue being considered, or about to be considered, at a meeting.

A copy of the Councillors' Registers of Interest can also be viewed on council's website www.moretonbay.qld.gov.au.

In accordance with the Local Government Act 2009 Councillors and relevant officers must declare any gift or accumulation of gifts valued at over \$500 for registration in the Register of Interests for Gifts, Hospitality & Memberships. In accordance with council's 'Gifts, Sponsored Hospitality Benefits, Awards & Prizes' Policy, officers must declare any gifts received over \$100 in value, for registration in the Gifts Register.

Complaints Management Process – Administrative Action Complaints

Council has established a process for dealing with and resolving administrative action complaints whilst promoting:

- A fair, efficient and consistent treatment of complaints about the administrative actions of the council;
- Detection and rectification of administrative errors;
- Identification of administrative practices which could be improved by the council;
- A greater awareness of the complaints process by the council's staff and the community;
- Enhancement of the community's confidence in the council's complaints process; and
- Building the capacity of staff to effectively manage complaints and foster an attitude of continuous improvement.

The policy and complaints handling framework has been developed to provide consistency and fairness when dealing with and resolving these types of complaints.

The policy and framework was communicated to all officers and a copy of the policy appears on council's website for the general public to readily access.

Further information on council's Complaints Policy and Process can be obtained at www.moretonbay.qld.gov.au.

A Complaints Register has been established providing details with regard to the outcomes of complaints. This is reviewed from time to time in relation to the type of complaints and resolution rates.

There were six complaints lodged under the general complaints process – administrative action complaints and these complaints were resolved.

Access to registers and documents

Council is required under the Local Government Act 2009, to keep certain documents, maintain certain registers and to make these available for public inspection.

The following registers are available for inspection at the Strathpine District Office during office hours. A number of these documents can also be viewed on council's website:

Registers

- Register of Contact with Lobbyists
- Register of Grants requiring identity
- Councillors' Registers of Interest
- Register of Mayoral Directions to Chief Executive Officer
- Mayor's Regional and Councillors' Community Support Fund Register
- Register of Gifts and Sponsored Hospitality Benefits
- Register of Awards and Recognition
- Register of Administrative Action Complaints
- Chief Executive Officer's Delegations Register
- Council Delegation Register
- Local Laws Register
- Register of Backflow Prevention Devices
- Register of On-Site Sewerage Facilities
- Register of Plumbing Notices
- A register of all development applications – (i) made by the assessment manager – Available on Request (each Pathway has a register report which can be generated at any time to provide this information. N.B. The register can be in electronic form and due to the volume of development applications would not be kept in hard copy form and would be made available at time of request.)
- Parks, Reserves and Foreshores Register
- Impounded Animal Register
- Abandoned Vehicle Register
- Approved Inspection Program Register
- Environmentally Relevant Activity Business Register
- Cemetery Register
- Animal Registration Register
- Community Engagement Register

Access to registers and documents (con't)

Administrative Access Documents

- Fees & Charges
- Annual Report
- Council Minutes & Agendas
- Council Budget
- Financial Statements
- Employees' Code of Conduct
- Right to Information/Information Privacy Application Forms
- Council Policies
- Request for Tender Documents Issued
- Corporate Plan
- Operational Plan
- Traffic & Transport Information Sheet
- Submitted Progressive and final Rehabilitation Reports
- MBRC Cultural Strategy
- Planning Schemes (Caboolture ShirePlan, Pine RiversPlan and Redcliffe City Planning)
- Show cause notice and enforcement notice given by the local government under this Act or the Building Act 1975 – Available on Request
- Each enforcement order made by the court on the application of the assessment manager as an assessing authority – Available on Request
- Each enforcement order made by the court on the application of the local government – Available on Request
- Sustainable Planning Act, 2009 :
 - All documents that the Local Government is required to keep available for inspection and/or purchase under sections 724 to 727 and 736 of SPA.
 - All documents Council must keep available for inspections and/or purchase under sections 728 to 730 and 734 to 735 of SPA
- Each agreement to which the assessment manager or a concurrence agency is a party about a condition of a development approval – Available on Request
- Each show cause notice and enforcement notice given by the assessment manager as an assessing authority – Available on Request
- Current planning schemes (Caboolture ShirePlan, PineRiversPlan and Redcliffe City Planning Scheme)
- Amendments to the planning schemes
- Current Temporary Local Planning Instruments
- Current Planning Scheme Policies
- Superseded local planning instruments
- Building and Plumbing Applications – to the Property Owner or their authorised representative only

- All documents that the Local Government is required to keep available for inspection and/or purchase under section 542 of the Environmental Protection Act, 1994.

- Other Documents of Information prescribed under Regulation
- National Construction Code
- MBRC Regional Sport & Recreation Strategy
- MBRC Skate and BMX Strategy

Council produces numerous free publications on a range of topics from community health matters to tourism which are available on council's website and at Customer Service Centres and Libraries.

Council's website www.moretonbay.qld.gov.au also offers extensive information on council meeting agendas, electronic copies of Councillors' newsletters, policies, media releases and job vacancies.

Competitive neutrality

In accordance with Section 48 of the Local Government Act 2009 Council is required to adopt a process for resolving competitive neutrality complaints. The process must deal with resolving concerns prior to a formal complaint being made (preliminary review process). Concerns that cannot be resolved after a genuine attempt has been made can become a formal complaint that will be referred to the Queensland Competition Authority as council's appointed referee for investigating and reporting on competitive neutrality complaints about the council's business activities.

Council has adopted a Competitive Neutrality Complaints Policy in order to provide a process for resolving these complaints.

Council received no investigation notices for complaints and references during this financial year. As a result, there were no referrals to the Queensland Competition Authority.

Right to Information & Information Privacy

Pursuant to the Right to Information Act (RTI Act), a person has the right to access information held by council not available via Councils Publication Scheme.

The RTI Act deals primarily with access to non-personal information. Access to personal information can only occur where there is a mixed access application. A mixed access application is an application for a combination of the applicant's personal information and another person's personal information.

Should access to another's personal information be requested, council may consult with the other party concerning release of the information.

'Information' includes (but not restricted to):

- a paper file
- microfiche
- print-outs
- computer records and files
- visual material (eg. films, photographs)
- audio-visual material

During the reporting year council received 104 applications under the Act, of which 1 remained outstanding at the end of the financial year. Five applications went to internal review. Under the Act council endeavours to provide access to as many documents under the administrative access arrangements as possible.

Applications to access documents under the RTI Act must be made on the approved form which is available on council's website and at Customer Service Centres.

A key aspect of democratic governance is the responsible handling of personal information and Moreton Bay Regional Council is strongly committed to protecting the individual's right to privacy and protecting the personal information of individuals.

The Information Privacy Act 2009 (Qld) (the Act) provides for access and amendment rights to personal information held by the council.

Obligations about the collection, use, storage and disclosure of personal information are provided in the Information Privacy Principles (Principles) contained in the Act.

The eleven (11) Principles are contained in Schedule 3 in the Act and appear in Appendix "A".

Under the Act personal information held by Local Governments must be responsibly and transparently collected and managed (including transfer of personal information held by council to other agencies, other levels of Government and to the community sector or private sector) in accordance with the Principles.

The Act also provides a new complaint mechanism for any act or practice that is a breach of the Principles. Council has adopted a Privacy Plan to both assist officers when dealing with privacy matters and also to provide assurance to members of the public in understanding how their personal information is managed within the council and in accordance with the Act.

During the reporting year council received under the Act no Information Privacy applications and no Personal Information Amendments applications.

Regional, sub-regional and intergovernmental relationships

The Mayor, Councillors and Management meet regularly with other Local Authorities and Government Agencies to foster regional co-operation on issues affecting South-East Queensland. Some of these relationships include:

- Aus Industry
- Australian Tax Office
- Broadband Today Alliance
- Brisbane District Disaster Management Group
- CEO's Regional Collaboration Group
- Crime and Misconduct Commission
- LinkWater
- Local Buy Pty Ltd
- Local Government Association of Queensland Inc.
- Main Roads Metropolitan District Tourism Signage Committee
- Moreton Bay Taskforce
- Museum and Gallery Services Queensland
- North-East Moreton Mosquito Organisation (NEMMO)
- Office of Economic and Statistical Research (part of Qld Treasury)
- Other SEQ Councils
- Queensland Audit Office
- Queensland Coastal Councils Group
- Queensland Competition Authority
- Queensland Department of Agriculture, Fisheries and Forestry
- Queensland Department of Education, Training & Employment
- Queensland Department of State Development, Infrastructure & Planning
- Queensland Department of Environment & Heritage Protection
- Queensland Department of Local Government
- Queensland Department of Tourism, Major Events, Small Business & the Commonwealth Games
- Queensland Department of Transport & Main Roads (North Coast Region)
- Queensland Electoral Commission
- Queensland Health
- Queensland Information Centre Association
- Queensland Local Government Community Services Association
- Queensland Ombudsman
- Queensland National Parks, Recreation, Sport & Racing
- Queensland Tourism Industry Council
- Queensland Water Commission
- Regional Development Australia – Moreton Bay
- Regional Galleries Association of Queensland
- Regional Landscape and Open Space Advisory Committee
- Regional Managers' Co-ordination Network Environment
- Regional Urban Integrated Water Management Group
- SEQ Council of Mayors – Sister City Relationships
- SEQ Healthy Waterways Network
- SEQ Regional Coastal Management Plan
- SEQ Principal Surveyors Forum & Principal Plumbing Inspectors Forum
- SEQ Regional Animal Management Group (SEGRAM)
- SEQ Water Corporation
- SEQ Water Grid Manager
- Tourism Queensland
- Unitywater
- Upper Brisbane Region Catchment Network Inc.
- Volunteering Queensland

Reimbursement of Expenses and Provision of Facilities for Councillors

Council will pay direct or reimburse the councillor reasonable expenses relating only to the categories listed below provided that those expenses are part of the process of councillors discharging their official duties:

This Policy complies with the following principles developed for the Reimbursement of Expenses and Provision of Facilities for Councillors:

1. Use of public monies in the public interest by responsible budgeting and accounting.
2. Fair and reasonable allocation of council resources (allowances, facilities and other benefits) to enable all Councillors to conduct the duties of their office.
3. Transparent decision-making by public disclosure of policy and resolutions; and
4. Accountability for expenditure and use of facilities through full justification and acquittal.

Councillors need to be reasonably resourced to enable them to effectively discharge their duties and responsibilities.

The payment and/or reimbursement of expenses and provision of facilities for Councillors:

- is to be open and transparent, prudent, responsible, acceptable to the community and in accordance with statutory requirements;
- based on ensuring economy and efficiency; and
- subject to budget provisions.

Implementation of Policy

Only Councillors are entitled to reimbursement of expenses or have access to facilities allocated for their use by the council under this Policy. Wherever practicable, council officers will provide the specified facilities and manage the payment on behalf of the Councillors. Any claims by Councillors for reimbursement of expenses are to be authorised by the CEO or delegated Officer.

Payment Or Reimbursement Of Expenses

Council will pay direct or reimburse the Councillor the reasonable expenses relating only to the categories listed below provided that those expenses are part of the process of Councillors discharging their official duties:

- (1) **Council business** – representing council at conferences and workshops or delivering a paper on behalf of council, provided that such attendance has been specifically directed/authorised by a resolution of council, reimbursement of expenses to the extent specified in the Reimbursement of Travel Expenses Policy Directive applies. Where the Mayor or Councillor is required to represent council at events and functions in the South-East Queensland any expenses associated with this attendance will be met by council. In the case of the Mayor, when accompanied by his/her spouse/partner, or where the Mayor delegates the attendance to another Councillor to represent him/her, any expenses associated with the attendance of the spouse/partner will be met by council.

- (2) **Professional Development needs** – the payment of expenses for mandatory professional development requires council approval. There are two categories of professional development for Councillors being Mandatory training and Discretionary training:
 - (a) **mandatory training**; ie, training on council related matters which council deems to be necessary by resolution. Examples of such training include Councillor induction, code of conduct, meeting procedures and legislative obligations. Council will meet all costs associated with mandatory training. Where Councillors are members of professional associations which address ongoing training needs and professional development for Councillors, this is regarded as mandatory training for the purposes of this Policy.
 - (b) **discretionary training**; ie, where a Councillor identifies a need to attend a conference, workshop or training to improve skills relevant to his or her role as a Councillor, other than mandatory training as above or acquire publications including reference material to improve skills relevant to his/her role, expenses shall be reimbursed up to a maximum amount in accordance with the Guidelines. The funding limit for each Councillor for discretionary training is \$5,000, adjusted by the annual CPI increase, during their four year term of office.
- (3) **Travel costs** – within the scope identified in the Reimbursement of Travel Expenses Policy Directive (the cost of using private vehicles for council purposes will be reimbursed but only if such use is authorised by a resolution of council and the claim is based on log book details which substantiate the relevance of the travel for council business).
- (4) **Accommodation** – accommodation, and related incidental costs associated with travel for council business related purposes (reimbursement of expenses to the extent specified in the Reimbursement of Travel Expenses Policy Directive applies).
- (5) **Meals** – the actual cost of each meal when travelling for business related purposes subject to the maximum cost listed in the Reimbursement of Travel Expenses Policy Directive.
- (6) **Hospitality expenses** – reimbursement to each Councillor is limited to \$500/annum while reimbursement to the Mayor is limited to \$6,000/annum, adjusted by the annual CPI increase.
- (7) **Cab charge** – reimbursement of cab charges or public transport tickets to attend official council functions only.

Any expense incurred by any Councillor which is either beyond the scope of, or in excess of, the levels of reimbursement listed above is the sole responsibility of the Councillor who incurred the expense.

Council Supplied or Subsidised Facilities

Council will cover the complete cost of the supply and use of the facilities listed below except for those costs associated with personal/private or other non-Council related use. Any Councillor may request facilities beyond the scope or standard listed below, however, those enhanced facilities, if made available, will only be provided if that Councillor pays the difference in cost between the standard facilities and those requested.

All facilities provided to Councillors remain the property of council and must be returned when a Councillor resigns or when his/her term expires.

Each Councillor is to have access to the following basic facilities under the categories listed:

Administrative Tools and Office Amenities:

1. An individual office for the Mayor and each Divisional Councillor.
2. Secretarial support for the Mayor and Councillors be provided as determined appropriate by the Chief Executive Officer.
3. A laptop/computer for council business.
The standard of computer shall be similar to that available to council Managers.
4. A Digital Camera.
5. Council's landline, network and internet facilities. Remote (including home office) access to council's network and the internet may be via a council provided wireless connection.
6. A shared fax/scanner which is dedicated to use solely by, or on behalf of, Councillors at each district office.
7. A single printer, shared copier and paper shredder which is dedicated to use solely by, or on behalf of, Councillors at each district office
8. Stationery for official purposes only.
Council stationery is not to be converted or modified in any way and may only be used for carrying out the functions of the role of Councillor. Stationery is not to be used for promotion of the Councillor for election purposes.
9. Publications, copies of relevant legislation, books and journals related to council's business operations and local government generally.

Home Office

Councillors may be provided with a facsimile machine and printer for business use only.

For home office telecommunication needs, including internet, refer to item 5 above.

Maintenance Costs of council equipment

Council will cover all ongoing maintenance costs associated with council owned equipment to ensure it is operating for optimal professional use.

Name Badges and Uniforms

Councillors will be provided with corporate clothing including jackets, shirts, skirts, trousers, ties and scarves etc., to the value of \$350 per term and will be supplied with name badges and any safety equipment required to fulfil their role.

Vehicles

Unless otherwise requested by an individual Councillor, council shall provide each Councillor a vehicle for council business. Alternatively, a Councillor may be reimbursed travel costs in accordance with the Reimbursement of Travel Expenses Policy Directive attached in the related link of this Policy. Private use of a council vehicle is allowed subject to compliance with council's Motor Vehicle Policy.

Telecommunication Needs

Councillors will be provided with a mobile telephone or a hand held PDA device (e.g. Blackberry) in order to carry out their role as Councillor with council meeting all costs. In the case of the Mayor the cost of installation, rental and calls of a dedicated council business use telephone to his/her residence, will be met by council.

If a Councillor uses a personally owned mobile device for council business, council will reimburse the costs incurred (rental and calls) for business related use.

Legal Costs and Insurance Cover

Council may, by resolution, decide and pursuant to Section 240 of the Local Government Act, to cover costs incurred through any inquiry, investigation, hearing or legal proceedings into the conduct of a Councillor, or arising out of, or in connection with the Councillor's performance of his/her civic functions.

Councillors will be covered under council insurance policies while discharging civic duties. Specifically, insurance cover will be provided for public liability, professional indemnity, Councillor's liability, personal accident and/or workers compensation, international and domestic travel insurance.

Debt Policy 2011/12

Council's 2011/12 Debt Policy reads as follows:

1. Council will only undertake to borrow monies for purposes within its jurisdiction.
2. Borrowings will be undertaken in accordance with the Queensland Treasury Corporation Guidelines and the Statutory Bodies Financial Arrangements Act 1982.
3. Borrowing requirements will be determined on a council-wide basis, adhering to the following guidelines:
 - i. New borrowings will only be made to fund capital expenditure.
 - ii. Borrowings will be for a period which is less than or equal to the estimated useful life of the related asset(s).
 - iii. Borrowing decisions are to be made in accordance with the appropriate financial ratios as determined by council.
4. The Financial and Project Services Department will be responsible for undertaking periodic reviews of council's borrowings in order to ensure the amount, terms and interest charged represent the optimum financial position for council.
5. Borrowings will only be made for expenditure which has been approved through the annual budget cycle. As part of this process, and in accordance with section 133 of the Local Government (Finance, Plans and Reporting) Regulation 2010, each financial year the debt policy will state:
 - i. the new borrowings planned for the current financial year and the next nine financial years;
 - ii. the time over which it is planned to repay existing and new borrowings.

This information will be published in the council's annual budget and annual report.

Details of budgeted borrowings for the period 1 July 2011 through 30 June 2021 are indicated below in table 1 and are in \$ millions.

Loan Purpose	Term (years)	2011/12 \$ m	2012/13 \$ m	2013/14 \$ m	2014/15 \$ m	2015/16 \$ m	2016/17 \$ m	2017/18 \$ m	2018/19 \$ m	2019/20 \$ m	2020/21 \$ m
General Infrastructure	15	30.9	56.4	27.3	-	34.7	38.0	42.4	30.7	43.4	43.6
Waste Infrastructure	20	-	-	-	7.4	-	-	-	-	-	-
Total		30.9	56.4	27.3	7.4	34.7	38.0	42.4	30.7	43.4	43.6

6. Council has a general approval from Queensland Treasury to borrow funds from the Queensland Treasury Corporation subject to the approval by the Department of Infrastructure and Planning, (DIP). A separate approval of the Treasurer is required should the council wish to borrow from a source other than Queensland Treasury Corporation.
7. Borrowing costs are to be recognised as a capital expense where the criteria of the relevant accounting standard can be met; otherwise they will be expensed as they are incurred.
8. Any new borrowings from 1 July 2011 will be repaid within the term (years) indicated in Table 1 above.

Council's 2011/12 Revenue Policy

Council's 2011/12 Revenue Policy reads as follows:

1. Consolidated Regional Approach to Rating

The council introduced a consolidated regional rating policy in the 2010/11 financial year.

The council acknowledges the consolidated policy is a significant change from the former district based policies. Whilst the majority of the impact of the policy implementation will be isolated to the 2010/11 financial year, consideration will be given to any continued effects of this change when setting the rates and charges applicable for the 2011/12 financial year.

2. Making of Rates and Charges

Rates and charges will be determined on the basis of achieving net revenue which is sufficient to allow the council to meet its budgetary responsibilities for the various activities of the council. In making rates and charges, the council will have regard to:

- Transparency – openness in the processes involved in the making of rates and charges
- Accountability – making decisions and acknowledging the effects of those decisions
- Simplicity – a rating regime that is simple and cost efficient to administer
- Equity – the consistent levying of rates and charges across the region
- Flexibility – responding where possible to unforeseen changes in the local economy
- Fiscal responsibility – levying an amount sufficient to allow the council to meet its budgetary responsibilities

3. Limitation on Increase in General Rates

Council will limit increases in differential general rates levied in the previous financial year to a maximum stated percentage for those differential rating categories identified in the council's Revenue Statement. Increases in other rates or charges will not be subject to limitation in this way.

4. General Rates

In the 2011/12 financial year council will apply a differential general rating approach for the levying of general rates. Differential general rates will be levied on all rateable land in the council's local government area. This differential rating approach seeks to achieve broad rating equity that could not otherwise be achieved by a single rate in the dollar. Within all differential rating categories, a minimum general rate will be applied to ensure that all owners contribute a minimum equitable amount towards council's general revenue requirements in circumstances where levying rates based solely on land valuation would not achieve that outcome.

When determining differential rating outcomes, council may have regard to:

- The continued transition from district based rating to a consolidated regional approach to rating
- the level of services available to the land and the cost of making those services available
- the level of utilisation of services by the land in particular the consumption of council resources, services and infrastructure

5. Special Rates and Charges & Separate Rates and Charges

Special and Separate rates and charges will be levied to generate funds required to provide services and fund activities that council considers will specifically benefit defined (special) or all (separate) rateable properties within a district or across the entire region.

6. Utility Rates and Charges

Waste Management

In the 2011/12 financial year council will apply a regional approach to the levying of waste management charges generally based on the principle of user pays.

These charges reflect the full cost recovery of providing a kerbside collection service, availability of refuse stations and development of waste management strategies for the protection of the environment.

7. Levying of Rates and Charges

In levying rates and charges, the council will apply the principles of:

- Responsibility – making clear the obligations and responsibility of both council and ratepayers in respect to rates and charges
- Accountability – making decisions and acknowledging the effects of those decisions
- Cost – making the levying process simple and cost effective to administer
- Flexibility – responding where possible to unforeseen changes in the local economy
- Timeliness – ensuring ratepayers are given adequate notice of their liability to pay rates and charges

8. Concessions for rates and charges

In considering the application of concessions, the council will be guided by the principles of:

- Equity – acknowledging the different levels of capacity to pay
- Accountability – making decisions and acknowledging the effects of those decisions
- Transparency – making clear the availability of concessions and eligibility requirements
- Flexibility – responding where possible to unforeseen changes in the local economy
- Fairness – taking into consideration the circumstances that lead up to the application for a concession
- Sustainability – long term planning to ensure the financial sustainability of concessions

The council intends to exercise its power under section 56 of the Act to partly remit rates and utility charges for the purpose of recognising the particular financial and related circumstances of qualifying pensioners within the region.

9. Recovery of unpaid rates and charges

Council will exercise its rate recovery powers in order to reduce the overall rate burden on ratepayers and to better manage the scarce financial resources of council. It will be guided by the principles of:

- Responsibility – making clear the obligations of ratepayers to pay rates
- Transparency – making clear the consequences of failing to pay rates
- Accountability – ensuring due legal processes are applied to all ratepayers in the recovery process
- Capacity to pay – negotiating arrangements for payment where appropriate
- Equity – applying the same treatment for ratepayers with the same circumstances
- Flexibility – responding where possible to unforeseen changes in the local economy
- Cost – making the processes used to recover outstanding rates and charges clear, simple to administer and cost effective

10. Calculation of Cost-recovery fees

Under section 97 of the Act, the council may, under a local law or by resolution, fix a cost-recovery fee. Cost-recovery fees will be set by the council to ensure that each fee does not exceed the cost to council of taking the action for which the fee is charged.

11. Physical and Social Infrastructure Costs

In setting charges for new development, council's objective is to apportion the establishment cost of Trunk Infrastructure over all benefiting development (existing and future) commensurate

with the demand or load that existing and future development will place on existing and planned infrastructure while ensuring a reasonable and equitable distribution of the costs between council and developers of land.

12. Reserves

The council will maintain 6 classes of Reserves within its operating fund. These are:

- Business Unit Operating Reserves – Held for the purpose of isolating portions of the surpluses generated by council's business units for the future operations of the unit.
- Special Rate Reserves – Held to isolate funds generated by the council's Special Rates and not utilised for that purpose by the end of the financial year.
- Priority Infrastructure Reserves – Held to isolate funds received from developer contributions to be spent in accordance with the council's Priority Infrastructure Plans.
- Special Purpose Reserves – Council has two Reserves in this category. They are the Finance Reserve which is held to fund General fund operational and capital projects; and, the Future Development Reserve which is held to isolate funds set aside for the purpose of regional strategic financial development of the council targeting revenue producing assets for the community.
- Ex-District Developer Contribution Reserves for Parks and Playground Equipment – Held to isolate funds received from developers for particular purposes under planning guidelines and which have not been spent at reporting date.
- Ex-District Reserves – that council plans to utilise for the purpose they were established within the next two (2) years and close.

The council, during its budget deliberations, examines the purposes of its reserves to ensure that the reserves are used for that purpose. Those reserves that are intended to be on-going will be supported by transfers from operations and these transfers are included in the appropriation statement of council's adopted budget.

By the end of the 2011/12 financial year, council's reserves are predicted to consist of the following amounts:

Reserve Name	Financial Plan Estimate 30/06/2012
Business Unit Operations Reserves	\$2,003,000
Special Rate Reserves	\$4,642,000
PIP Reserves	\$103,733,000
Special Purpose Reserves	\$100,779,000
Ex-Developer Contribution Parks Reserves	\$4,634,000
Ex-District Reserves	\$13,346,000

Tenders

In accordance with s177 of the Local Government (Finance, Plans and Reporting) Regulation 2010, council did not invite tenderers to change their tenders to take into account a change in the tender specification during the financial year.

The Community Financial Report

Rates Concessions

Council offers a range of rates concessions in support of a fair and equitable rates system. In considering the application of concessions, the council is guided by the principles of:

- Equity – acknowledging the different levels of capacity to pay
- Accountability – making decisions and acknowledging the effects of those decisions
- Transparency – making clear the availability of concessions and eligibility requirements
- Flexibility – responding where possible to unforeseen changes in the local economy
- Fairness – taking into consideration the circumstances that lead up to the application for a concession
- Sustainability – long term planning to ensure the financial sustainability of concessions

For the financial year ending 30 June 2012 the council exercised its power to grant a concession for rates or charges under the Local Government (Finance, Plans and Reporting) Regulation 2010, Chapter 2, part 10, in the following ways:

Council Pensioner Rebate

Subject to the eligibility criteria, property owners in receipt of a maximum rate of pension were entitled to receive a partial rebate from council on their general rate and charges levied on the land in the amount equivalent to 50% of the total levy up to the Maximum Rebate as outlined in council's Revenue Statement 2011/12.

State Government Pensioner Subsidy

Subject to the eligibility criteria, property owners in receipt of a pension were entitled to a partial rebate on their general rate and charges levied on the land in the amount prescribed under the Queensland Government Pensioner Rate Subsidy Scheme.

General Rate Pensioner Rebate

Eligible pensioner property owners were entitled to receive a partial rebate of the differential general rates levied on the land equivalent to the amount outlined in council's Revenue Statement 2011/12.

Voluntary Conservation Agreements

The council offered a partial rebate to property owners who entered into a voluntary conservation agreement in accordance with council policy.

Community Organisations – Rebate (Caboolture)

The council offered a partial rebate to community and charitable organisations in accordance with the Caboolture District Rate Based Assistance policy.

Community Organisations – Rebate (Pine Rivers)

The council offered a partial rebate to community and charitable organisations in accordance with the Pine Rivers District Policy CS R.9.

Community Organisations – Rebate (Redcliffe)

The council offered a partial rebate to community and charitable organisations in accordance with the Redcliffe Donations in Lieu of Rates policy.

The community financial report is prepared to provide residents, businesses and other stakeholders with an understanding of council's financial performance and position over the 2011/12 financial year.

It aims to give readers a summary of council's financial statements, along with key financial statistics and ratios for the reporting period.

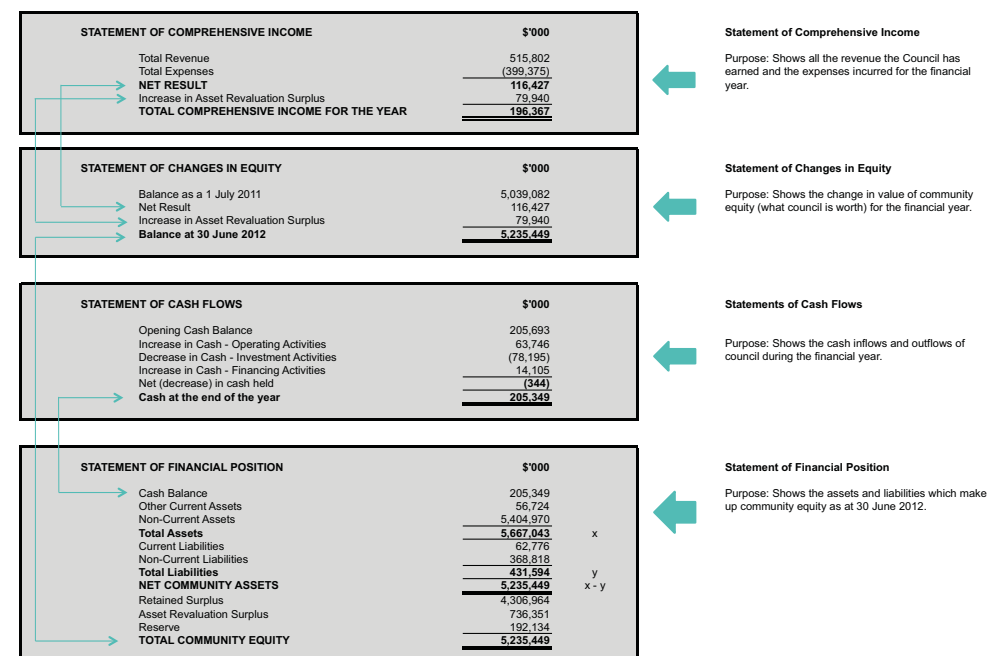
Financial Statements

Financial statements are formal records of the financial performance and position of an organisation.

There are four financial statements that assist in providing a high level picture of council finances for the 2011/12 financial year. These include:

- Statement of Comprehensive Income
- Statement of Financial Position
- Statement of Changes in Equity
- Statement of Cash Flows

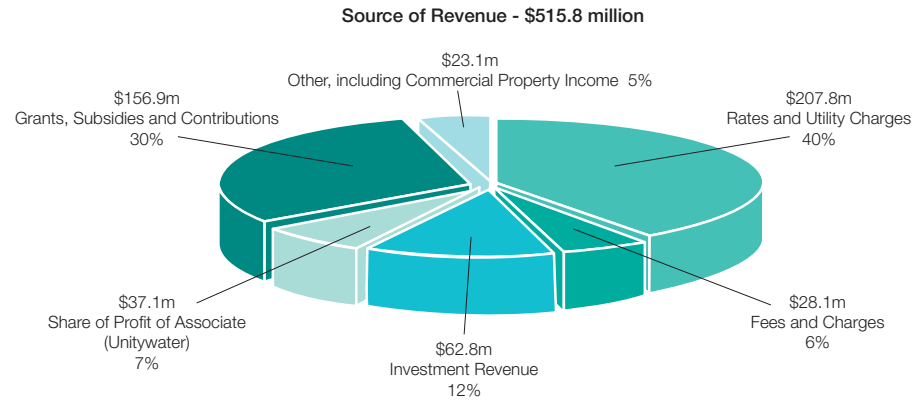
The purpose and relationship between the four key financial statements is set out in the diagrams below.



SOURCING OUR REVENUE: Where our money comes from

Statement of Comprehensive Income

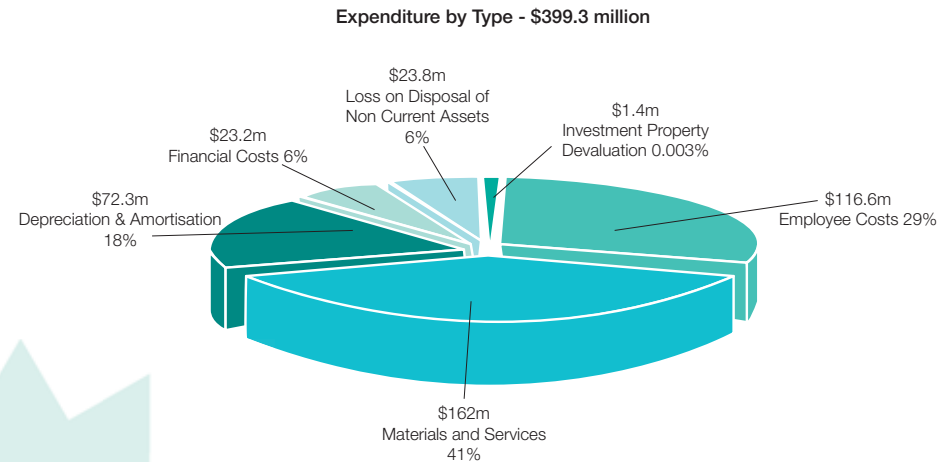
The following graph identifies where council's revenue came from for the 2011/12 financial year.



IDENTIFYING OUR EXPENSES: Where our money goes

Statement of Comprehensive Income

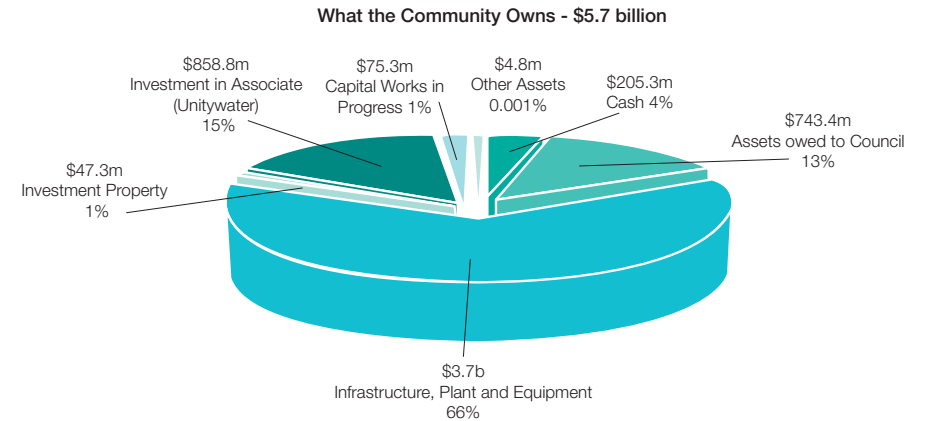
The following graph shows the expenses incurred during the 2011/2012 financial year.



ASSETS: What The Community Owns

Statement of Financial Position

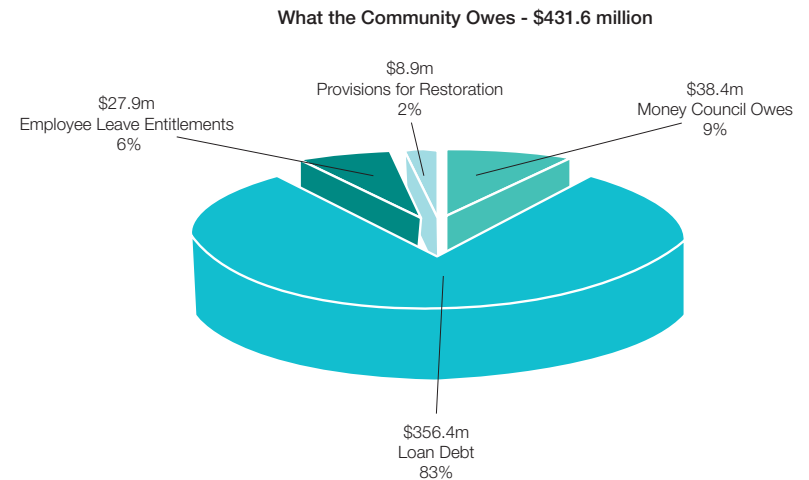
Council owned \$5.7 billion in assets as at 30 June, 2012. Major categories of assets owned by council include:



LIABILITIES: What The Community Owes

Statement of Financial Position

Council's liabilities totalled \$431.6 million as at 30 June, 2012. Major categories of liabilities include:



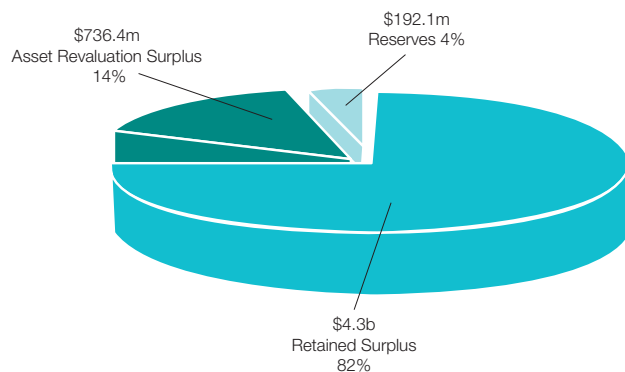
COMMUNITY EQUITY

Statement of Changes in Equity

Community equity (what council is worth) is measured as the net of council's assets, less liabilities. Council's total community equity as at 30 June, 2012 was \$5.2 billion.

The following graph highlights the breakdown of community equity:

Breakdown of Community Equity - \$5.2 billion



CASH: How council received and spent cash

Statement of Cash Flows

Council ended the 2011/12 financial year with \$205.3 million in cash. This is a very strong cash position and council holds a large portion of cash with banks, earning income on interest gained on term deposits.

The following table highlights the movement of cash for the 2011/12 financial year.

Cash Holdings - For the year ended 30 June 2012	\$'000
Cash at beginning of the financial year	205,693
Plus increased cash from operations	63,746
Plus increased cash from external loans	27,500
Plus increased cash from the sale of assets	2,178
Plus increased cash from capital grants, subsidies, contributions and donations	33,328
Plus increased cash from dividends received	27,715
Plus net movement in loans to community organisations	81
Plus net movement in loans to Unitywater	3,844
Less cash spent on the repayment of external loans	(13,395)
Less payments for infrastructure, plant and equipment	(145,341)
Cash at end of the financial year	205,349

SUMMING IT UP: Responsible Financial Management

In a period of continued growth and expansion, responsible financial management is crucial for council to provide key services and strike the balance between meeting the needs of the community today, and providing a solid financial future for the Moreton Bay Region.

Financial Sustainability Ratios

The community financial report contains six measures of financial sustainability used to demonstrate council is operating in a prudent financial manner and ensuring council's long-term financial sustainability and viability.

	2010/2011 Result	2011/2012 Result	Target	Analysis
Asset consumption ratio Demonstrates the aged condition of council's physical stock of assets by looking at the written down current value of assets relative to their 'as new' value.	77.8%	78.1%	between 40% and 80%	For the year ended 30 June 2012, council's ratio remains within the target range of 40 to 80 per cent. A ratio above 80 per cent indicates that assets are being replaced earlier than required, while a ratio below 40 per cent indicates assets are run down and not being replaced within an acceptable time period. The ratio indicates council is replacing its assets on average at the earliest possible time it should be.
Asset sustainability ratio Demonstrates whether council is renewing infrastructure assets at the same rate that it is wearing out its overall stock of assets.	74.4%	86.7%	greater than 90%	For the year ended 30 June 2012, council's asset sustainability ratio was 87%. Whilst this result is below the recommended target of 90%, council believes that its replacement assets are being renewed at an appropriate time.
Interest coverage ratio Demonstrates the extent to which operating revenues are being used to meet the financing charges associated with debt servicing obligations.	5.6%	5.5%	between 0% and 5%	The ratio is just above the desired target however council's long term plan is to bring this ratio down to the upper ceiling of 5%. Despite the ratio being slightly above the 5% target council can comfortably meet its debt servicing obligations.
Net financial liabilities ratio Demonstrates the extent to which the net financial liabilities of council can be serviced by its operating revenues.	40.6%	42.3%	not greater than 60%	This ratio indicates council has the capacity to fund its financial liabilities and may have the capacity to increase its loan borrowings if required. Council's ratio is well under the 60% upper limit for this ratio.
Operating surplus ratio Demonstrates the extent to which operating revenues cover operating expenses only or are available for capital purposes.	2.3%	6.6%	between 0% and 10%	This positive ratio indicates council has achieved an operating surplus with recurring operating revenue exceeding recurring operating expenses. This facilitates utilising operating surpluses to help fund capital expenditure thus placing less reliance on borrowings. The flow on effects of reduced borrowings is reduced levels of associated interest expense. Council is committed to achieving strong operating surplus ratios into the future to ensure long-term financial sustainability.
Working capital ratio Demonstrates the extent to which council has liquid assets available to meet short term debt obligations.	4.25	4.17	between 1:1 and 4:1	This ratio shows that council has maintained a strong capacity to meet short term obligations. Council's short term assets were 4.17 times the value of its short term liabilities indicating a strong financial position to meet ongoing commitments.

The targets indicated are recommended by the Department of Local Government and Planning in accordance with the "Financial management (sustainability) guideline 2011". The guideline is available from the Department's website.

Financial Snapshot

The financial snapshot table (below) compares key financial information at the end of the current reporting period with the previous reporting period.

	2010/2011	2011/2012
Net rate revenue	197.7m	207.8m
Fees and charges revenue	31.4m	28.1m
Total operating revenue	382.9m	400.4m
Total capital revenue	78.9m	115.4m
Operating expenses	374m	374.2m
Borrowing costs	21.5m	21.8m
Net Result	-2.0m	116.4m
Operating result	8.8m	26.2m
Capital project expenditure	177.1m	151.6m
Net cash generated by operating activities	46.3m	63.7m
Total assets	5.5b	5.7b
Total liabilities	417.8m	431.6m
Total equity	5.0b	5.2b
Other reserves	204.6m	192.1m

Measures of Financial Sustainability

In accordance with s112 of the Local Government (Finance, Plans and Reporting) Regulation 2010, the following table showcases the relevant measures of financial sustainability for the 2011/12 financial year, and as forecast to 2020/21. An explanation of council's financial management strategy is provided to provide an insight into the long term financial forecast of Moreton Bay Regional Council.

The table (below) highlights the six financial sustainability measures. The figures highlight council is well positioned to maintain its financial capital and infrastructure capital over the long term, and hence, is continuing along a path of financial sustainability.

	Forecast Years									
	2011/12	2012/13	2013/14	2014/15	2015/16	2016/17	2017/18	2018/19	2019/20	2020/21
Working Capital Ratio	4.2	4.8	4.6	4.0	3.0	3.0	3.0	3.0	3.0	3.0
Operating Surplus Ratio	6.6%	1.6%	5.7%	5.7%	6.8%	6.8%	6.4%	6.5%	6.8%	7.9%
Net Financial Liabilities Ratio	42.3%	44.6%	50.2%	57.7%	70.8%	65.6%	62.2%	54.6%	49.0%	39.7%
Interest Coverage Ratio	5.5%	5.6%	5.9%	5.9%	6.3%	6.1%	5.9%	5.8%	5.4%	5.1%
Asset Sustainability Ratio	86.7%	76.1%	90.0%	74.2%	76.7%	79.1%	76.9%	75.0%	73.8%	70.9%
Asset Consumption Ratio	78.1%	76.8%	76.2%	75.6%	58.8%	58.7%	58.5%	58.3%	58.1%	57.8%

Councils are required to prepare a long term financial forecast in accordance with section 104 of the Local Government (Finance, Plans and Reporting) Regulation 2010. This document sets the financial sustainability framework in which council should operate within the next 10 financial years. One of the key outcomes from this planning process is to ensure the six measures of financial sustainability (above) are within the target ranges as set by the Department of Local Government and Planning in accordance with the 'Financial management (sustainability) guideline 2011'.

The financial sustainability framework of the long term financial forecast forms the basis for the preparation of the council's annual budget. The targets set during the long term financial forecasting process must be adhered to during the budget process to ensure consistency between the long term forecast planning horizon and the short term annual commitments of the budget. This will help council ensure the future viability and financial sustainability for the Moreton Bay Region into the future.

Unitywater

The final stage of the South East Queensland structural reform for water and sewerage distribution and retail services occurred on 1 July 2010. Under this reform the water and sewerage businesses of Moreton Bay Regional Council and Sunshine Coast Regional Council were combined and a new entity was created called 'Unitywater' which is now responsible for water and sewerage services across the two local government regions. Each council transferred assets, liabilities and staff to Unitywater. In return, Moreton Bay Regional Council received a 58.24per cent participation right in Unitywater while Sunshine Coast Regional Council received the remaining 41.76 per cent participation right.

Due to the nature of the agreement between Moreton Bay Regional Council and Unitywater, the associated accounting standards require council to account for its investment in Unitywater as an 'associate'.

In accordance with s111A of the Local Government (Finance, Plans and Reporting) Regulation 2010, council is required to disclose certain financial information pertaining to its relationship with Unitywater. This information is presented in the table below.

Required Disclosure	Year ended 30 June 2012
s111A - 2 (a) profits of Unitywater distributed to council	\$37.1 million.
s111A - 2 (b) tax equivalent paid by Unitywater to council	\$4.6 million.
s111A - 2 (c) all other payments made by Unitywater to council or obligations or liabilities owed by Unitywater to council	All other payments made by Unitywater for the financial year totalled \$16.2 million. Obligations owed or owing to council as at the end of the financial year total \$719.91 million (comprising of \$691.46 million in loans receivable and working capital loans with \$28.45 million owing in dividends, tax, interest on loans receivable and other receivables).
s111A - 2 (d) all payments made by the local government to the distributor retailer (including purpose of the payments)	\$37.36 million in payments made, comprising \$19.65 million for water subsidy rebates, \$2.3 million for reimbursement of water charges for council properties, \$14.83 million for Infrastructure cash contributions and development application fees collected by council on behalf of Unitywater and \$577,000 in payments for services such as water sample testing, repairs, connections and installation costs for water mains etc and payments for water permits, licences and fees/charges.
s111A - 2 (e) obligation or liabilities owed by the local government to the distributor retailer (including reason for the obligation)	\$1.91 million owing in obligations or liabilities comprising of \$1.57 million for development application fees and infrastructure charges collected and \$343,000 for accrued water charges.

Feedback

If you have any feedback or wish to contact us in relation to any of the information contained in this report please send an email to mbrc@moretonbay.qld.gov.au.

(07) 3205 0555
Monday to Friday, 8.30am - 5.00pm

After hours (07) 3205 0555

Fax (07) 3205 0599

Email mbrc@moretonbay.qld.gov.au

POSTAL ADDRESS
Moreton Bay Regional Council
PO Box 159 Caboolture QLD 4510

