

get
ready
QUEENSLAND

Moreton Bay
Regional Council

Moreton Bay Disaster Preparedness



GET READY FOR BUSHFIRES

STUDENT WORKBOOK

NAME:

CLASS:



Moreton Bay Disaster Preparedness Workbook

Published 2021

© Moreton Bay Regional Council

Designed by Moreton Bay Regional Council

Created by TAFE Queensland English Language and Literacy Services (TELLS)

Images in this book are sourced from Pexels, Pixabay, Wikimedia, Queensland Fire and Emergency Services, Get Ready Queensland and Moreton Bay Regional Council used under Creative Commons License.

The Disaster Preparedness Workbook series has been produced by Moreton Bay Regional Council and proudly supported by the Queensland Government's Get Ready Queensland program.

Table of contents

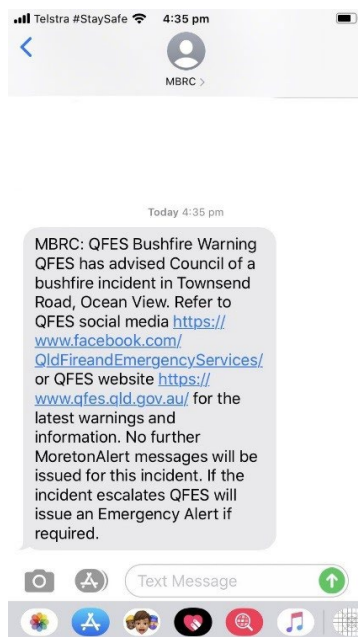
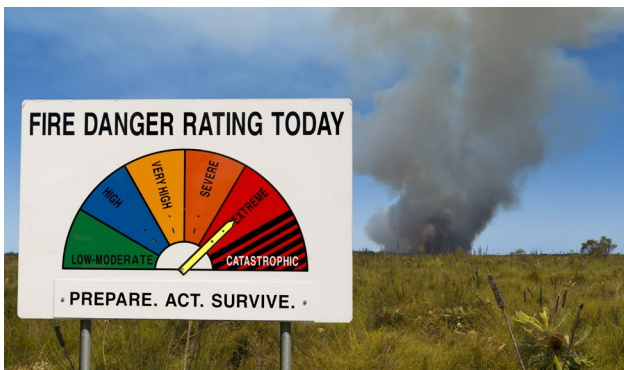
Get ready for bushfires.....	1
Complete the sentences.....	2
My Word List	3
Ali and Lina get ready for bushfires.....	4
Activities.....	8
More Information	10

Get ready for bushfires

Look at the pictures. What is happening?

Talk to your friends.

Write notes



Get ready for bushfires

Write the words to complete the sentences.

bushfire warning

QFES

prepare

Fire Danger Rating

~~MoretonAlert~~

bushfire season

1. **MoretonAlert** is the Moreton Bay Regional Council weather warning message service.
2. July to February is _____ in Queensland.
3. We must be ready for possible natural disasters. We can _____ and avoid problems.
4. A short name for the Queensland Fire and Emergency Services is _____.
5. The _____ shows the risk of a bushfire each day.
6. Sign up to MoretonAlert and you will receive a _____ if there is a bushfire in your area.

My Word List

Write new words here.

English

In your language

Warning

警告


Ali and Lina get ready for bushfires



Lina sees her neighbour Tom. Tom is mowing the grass.




Tom tells Lina, “I mow the grass often, because we live close to the bush.” Tom shows Lina the QFES Bushfire Post Code Checker on his phone.



Lina uses the Bushfire Post Code Checker and tells Ali, “We must prepare for bushfire season, because we live in a high risk area”.



Ali rakes and removes leaves from the yard
and Lina cuts the low tree branches.



Lina mows the grass and Ali clears the roof gutters.



Ali and Lina make a bushfire evacuation kit. They may need to leave their home. Now the family is ready for bushfire season.

Activities

Tell your teacher the answers.

Talk to your friends about the bushfire evacuation kit.

1. Why might you need a battery-operated radio?
2. Why might you need goggles?
3. Why is it important to have jeans and a long sleeve shirt?

Tell your teacher the answers.

Bushfire Evacuation Kit

Protective clothing for you and your family



Long sleeve shirt



Jeans



Boots



Hat



Safety goggles



Bottled water (enough for all)



Battery-operated radio



Batteries



Mobile phone & charger



Blankets
(natural fibres)



Passports
& birth certificates



Wallets/purses



Medications



Family photos,
valuables & documents



Children's toys

Be Bushfire Ready

How do we prepare for Bushfire Season? Look at the examples and complete the table. For each idea, choose whether it is a good idea (**Do**) or a bad idea (**Don't**).

Ideas	Do	Don't
Pack important documents in your evacuation kit	<input checked="" type="checkbox"/>	<input type="checkbox"/>
Let your grass grow high	<input type="checkbox"/>	<input checked="" type="checkbox"/>
Clear the roof gutters	<input type="checkbox"/>	<input type="checkbox"/>
Rake and remove leaves	<input type="checkbox"/>	<input type="checkbox"/>
Pack a TV in your evacuation kit	<input type="checkbox"/>	<input type="checkbox"/>
Sign up for MoretonAlert	<input type="checkbox"/>	<input type="checkbox"/>
Check the Fire Danger Rating during bushfire season	<input type="checkbox"/>	<input type="checkbox"/>
Forget the QFES Bushfire Post Code Checker	<input type="checkbox"/>	<input type="checkbox"/>

MORE INFORMATION



Moreton Bay Disaster Preparedness Resource

More Information

OPEN THE WEBSITES FOR MORE INFORMATION



QFES Bushfire Post Code Checker

Copy the URL below into web browser.

https://www.ruralfire.qld.gov.au/BushFire_PostCodeChecker/



Prepare. Act. Survive.

Copy the URL below into web browser.

https://www.ruralfire.qld.gov.au/BushFire_Safety/Pages/default.aspx



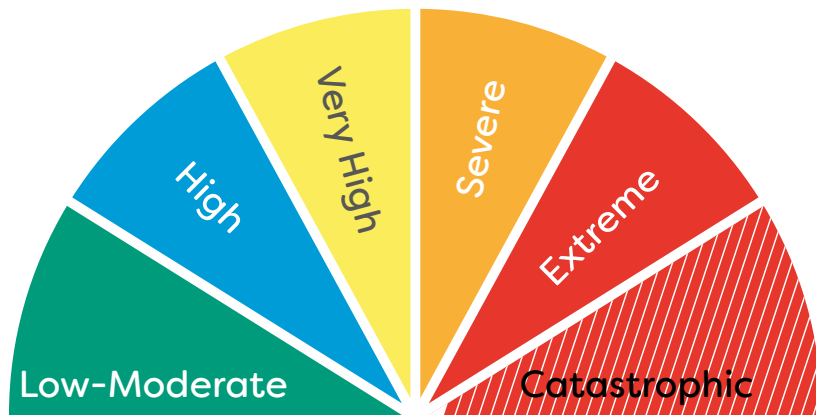
Your guide for travelling in QLD during bushfire season (Flyer)

Copy the URL below into web browser.

<https://www.tmr.qld.gov.au/~media/Travelandtransport/Roadandtrafficinfo/areyou-bushfireprepared.pdf>

More Information

FIRE DANGER RATINGS



Low-Moderate

Fire fighters can control the fire easily. There is no danger to people or property.

High

Fire fighters can control the fire. There is a small risk of damage to property.

Very High

Fire fighters may not control the fire. The fire may damage some properties

Severe

Fire fighters may not control the fire. The fire may move quickly. The fire may destroy properties.

Extreme

Fire fighters may not control the fire. The fire may move very quickly. The fire may change direction quickly. It may destroy more properties.

Catastrophic

Fire fighters may not control the fire. The fire may move extremely quickly. The fire may change direction quickly. It may destroy many properties.

More Information

EXAMPLE OF A DAILY FIRE DANGER RATING

Example of a daily fire danger rating from the Bureau of Meteorology (BOM).

You can see daily updates here: <https://www.ruralfire.qld.gov.au/Pages/FDR.aspx>

