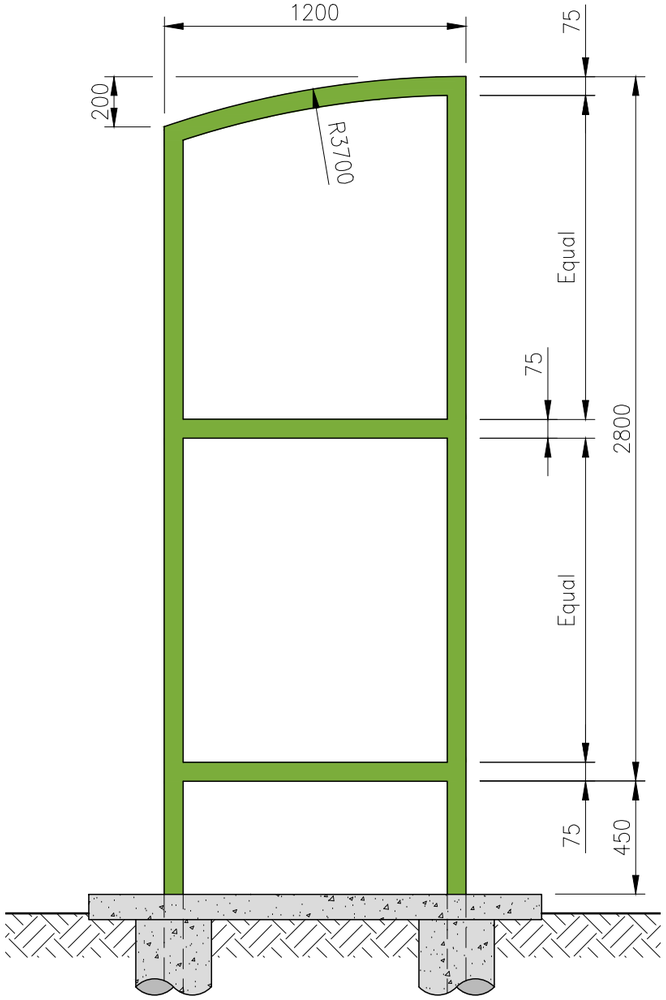

FRONT ELEVATION

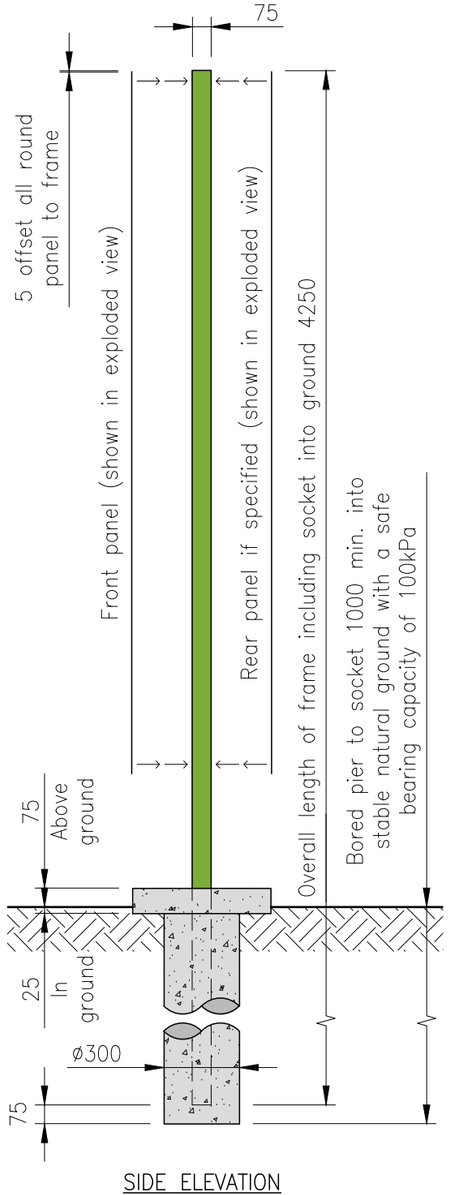

SIDE ELEVATION

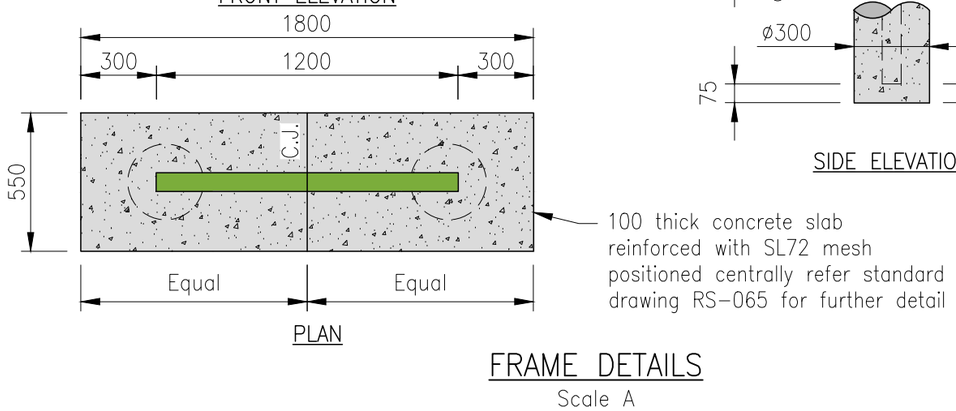

PLAN

FRAME DETAILS

Scale A



FRONT ELEVATION



REAR ELEVATION (OPTIONAL)

PANEL DETAILS

Scale A

NOTES:

1. Refer standard drawing SI-6040 for details of colour schemes, fonts, graphics and icons.
3. Concrete shall be N32/20 poured directly against augured hole and mechanically vibrated full depth.
4. Sign frame components shall be grade 6060 T5 Aluminium 75x75x3.5 and powdercoated the same colour as the main colour on the sign face after fabrication.
5. Sign face (front and back) to 10mm smaller in width and height than sign frame to reduce sharp edges and shall be white class 2 retro-reflective 1.6mm marine grade aluminium 521 sheet. All corners/edges to be free of burrs.
6. Apply 3M anti-graffiti clear film or Council approved equivalent to finished surface of panel.
4. Attached using approved anti-theft screws or Council approved acrylic double sided tape.
5. Ensure sign is installed vertical/plumb and sign panels are horizontal (level). Finished surface level of concrete base slab to match existing path level where appropriate. Omit concrete base slab where sign is located in mulched garden beds.
6. For single sided signs, back of sign and support bracing to painted the same colour as the sign main colour.
7. Refer to project drawings for sign location and any additional works.
8. — — — — — Denotes border for dimensional purposes only and shall not be included on sign.
9. All dimensions are in millimetres unless otherwise noted.

	REVISIONS	INIT	DATE
E			
D			
C			
B			
A	Change to note 8	RH	01/17
X	ORIGINAL ISSUE	BW	07/16

SCALES

A 0mm 100 200 300 400 500 1:25

Drawn	BW	Date	07/16
Coordinator	PP	Date	07/16

AUTHORISED

SYD JERRAM
07/07/16

Manager Integrated Transport Planning & Design
RPEQ 6872

OPEN SPACE SIGNAGE
LEVEL 2
GENERAL ARRANGEMENT

Moreton Bay Regional Council

DRG No. **SI-6042**

ORIGINAL SIZE A3

REVISION A

File name: I:\User_Group\Design_Services\# Projects\MBRC Standard Drawings\MBRC Standard Drawings - 2016 Current\AutoCAD Files\13 - Signage\SI-6042 A - Open Space Signage Level 2 General Arrangement.dwg Date: Jan 30, 2017 - 10:33am