



Main Colour – Jotun Moreton Bay Green
 CMYK – C70, M0, Y100, K0

Secondary Colours – Peat Moss
 CMYK – C88, M24, Y95, K10
 White – Base Class 2 sheeting

Text Colour – Black
 Logo Colour – Same as Text

PARKS AND RESERVES



Main Colour – Jotun Red
 CMYK – C15, M100, Y100, K5

Secondary Colours – Rusted Crimson
 CMYK – C42, M75, Y71, K47
 White – Base Class 2 sheeting

Text Colour – Black
 Logo Colour – Same as text

SPORT AND RECREATION




Main Colour – Dulux Sunshine Surprise
 CMYK – C1, M38, Y91, K0
 RGB – R252, G169, B47

Secondary Colours – Sulphur
 CMYK – C2, M18, Y93, K0
 White – Base Class 2 sheeting

Text Colour – Black
 Logo Colour – Same as text

TOWN CENTRE




Main Colour – Jotun Blue
 CMYK – C63, M5, Y28, K0

Secondary Colours – Fishnet Blue
 CMYK – C95, M74, Y33, K18
 White – Base Class 2 sheeting

Text Colour – Black
 Logo Colour – Same as text

FORESHORE AND CATCHMENT



Main Colour – Dulux Black
 CMYK – C75, M68, Y67, K90

Secondary Colours – Peat Moss
 CMYK – C32, M27, Y18, K0
 Mamba Green –
 CMYK – C58, M12, Y100, K1

Text Colour – Moreton Bay Green
 Logo Colour – Moreton Bay Green

NORTHLAKES

SIGN COLOUR DETAILS

FONT DETAILS:

Title - Arial Regular

Text height (refer to particular sign detail)
 Justification (Levels 1 and 2) – Middle left of designated space.
 Justification (Levels 3 and 4) – Middle centre of designated space.
 Should the title wording be too long, Arial Narrow may be used rather than further reduction of text height.

Optional Text - Arial Bold (Levels 1 and 2 only)


Text height – 40mm
 Justification – Middle left of designated space.

Sub Panel - Arial Narrow (Levels 3 and 4 only)

Text height – Maximum 30mm, Minimum 20mm
 Justification – Middle centre of designated space.


NOTES:

1. Colour names are from Jotun Colour chart with CMYK equivalents or from Dulux colour chart with RGB and CMYK equivalents. Colours as shown on the standard drawing may appear different to actual colours.
2. Sign face colours are to be printed over the top of white Class 2 retro-reflective sheeting.
3. The font family shown is to be used for all signs except where specifically stated otherwise. No other type styles shall be used unless notified by MBRC.
4. Apply 3M anti-graffiti clear film or Council approved equivalent to finished surface of panels.
5. All frames are to be powder coated the same colour as the main colour on the sign face (Jotun Moreton Bay Green (RAL 6018) for Parks, Dulux Black for North Lakes, Jotun Blue 1001910 (RAL 6027) for the Foreshore, Jotun Red 1012102 for Sports Fields etc).
6. All frames for signs in Sunshine Surprise are to be wet sprayed in Dulux Sunshine Surprise.
7. Refer to each particular sign General Arrangement for specific graphics details.
8. All sizes are in millimetres unless otherwise noted.



Refer to BCC standard drawing BSD-10507 for details of Pictogram icons. Figure to be Class 2 retro-reflective white with black background.

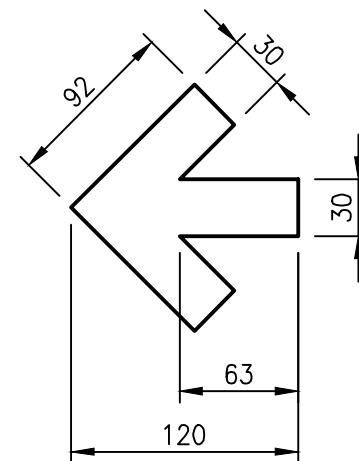
PICTOGRAMS



Background to be main colour of sign

Logo to be same colour as sign text

LOGO



Note: Directional arrow to be black

ARROWS

REVISIONS			INIT		DATE		SCALES			
E							Drawn	BW	Date	07/16
D							Coordinator	PP	Date	07/16
C							AUTHORISED			
B							SYD JERRAM 07/07/16			
A							Manager Integrated Transport Planning & Design RPEQ 6872			
X	ORIGINAL ISSUE		BW		07/16					

OPEN SPACE SIGNAGE GRAPHICS DETAILS



DRG No. **SI-6040**

ORIGINAL SIZE **A3** REVISION