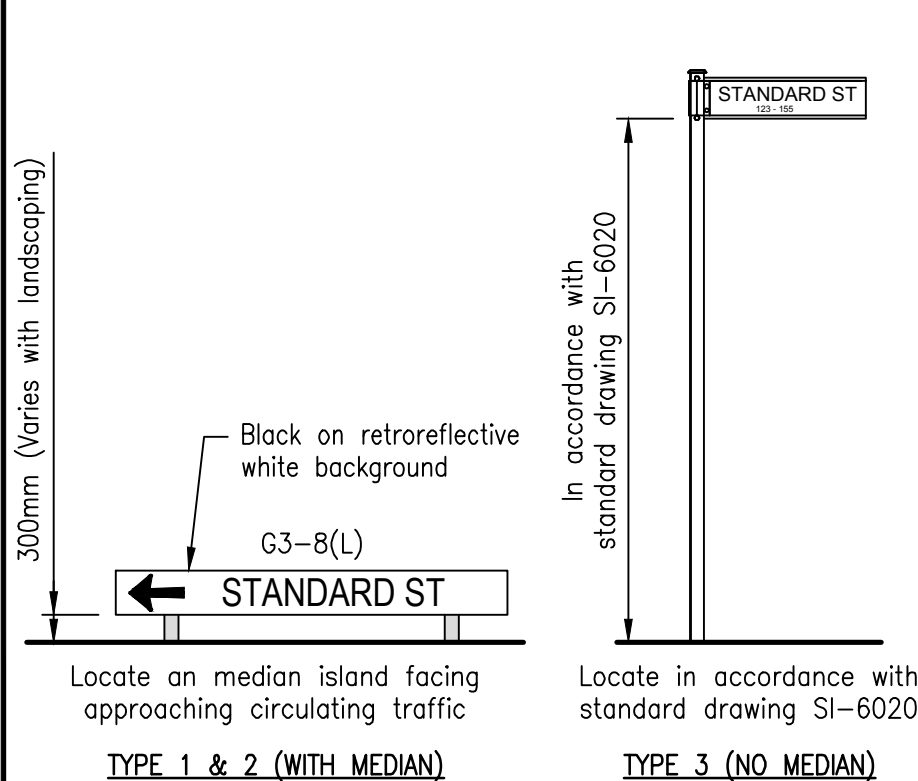


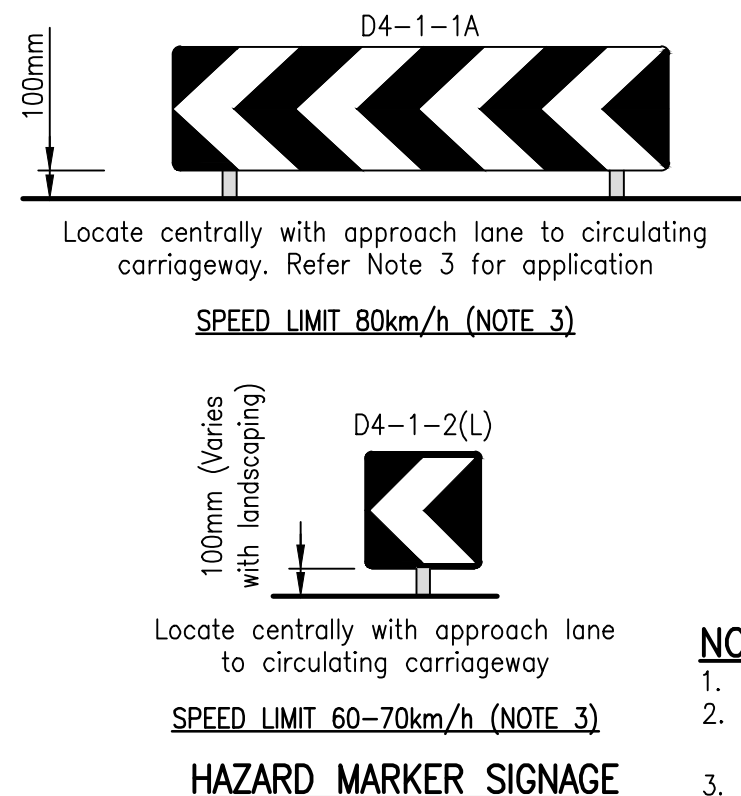
GIVE WAY (R1-3) AND KEEP LEFT (R2-3) SIGNAGE

Not to scale



STREET NAME (G3-8 OR G5-1) SIGNAGE

Not to scale



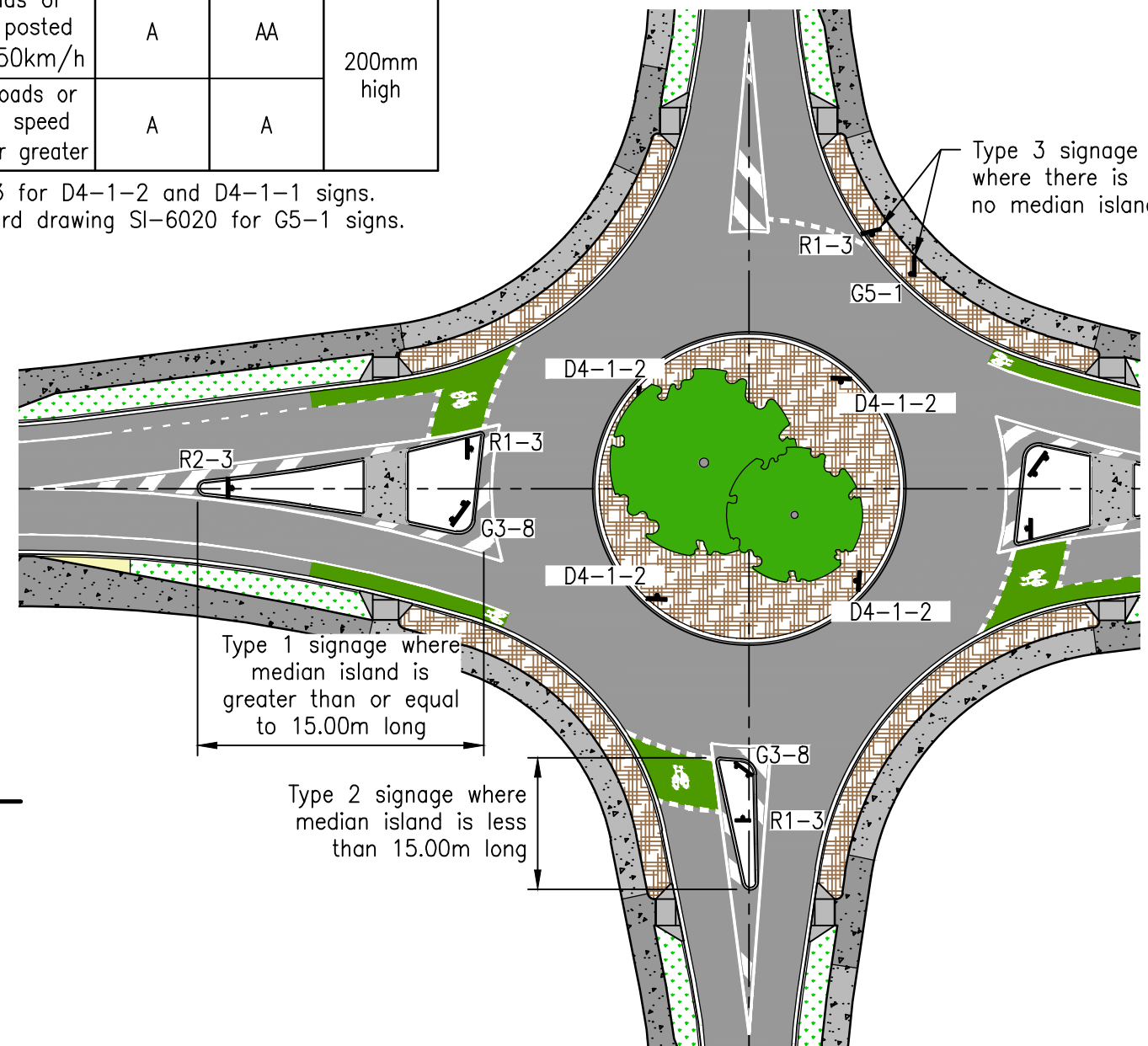
HAZARD MARKER SIGNAGE

Not to scale

SIGN SIZE SCHEDULE

ROAD DESCRIPTION	SIGN SIZE		
	R1-3	R2-3	G3-8
Collector roads or lower with a posted speed limit ≤50km/h	A	AA	200mm high
Higher order roads or with a posted speed limit 60km/h or greater	A	A	

1. Refer note 3 for D4-1-2 and D4-1-1 signs.
2. Refer standard drawing SI-6020 for G5-1 signs.

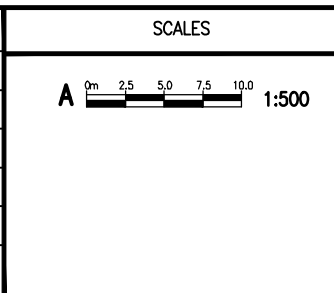


PLAN
Scale A

NOTES:

1. This drawing should be used as a guide for the installation of signs at roundabouts.
2. Plan provided depicts a nominal roundabout in its entirety and may not represent the outcome required, each leg (as detailed) must be considered on its own merits.
3. Use of D4-1-2A signs may not be required in local streets where the posted speed limit is ≤50km/h. Use where intersection layout is not obvious at a distance equal to the approach sight distance. For speed limits of 60 or 70km/h, use D4-1-2B. for speed limits of 80km/h or greater, use D4-1-1A.

REVISIONS	INIT	DATE
E		
D		
C		
B	RH	05/17
A	RH	11/17
X	BW	07/16



Drawn	BW	Date	07/16
Coordinator	PP	Date	07/16
AUTHORISED			
SYD JERRAM 07/07/16			
Manager Integrated Transport Planning & Design RPEQ 6872			

SINGLE LANE ROUNDABOUT SIGNAGE DETAILS



DRG No. **SI-6010**

ORIGINAL SIZE **A3** REVISION **B**