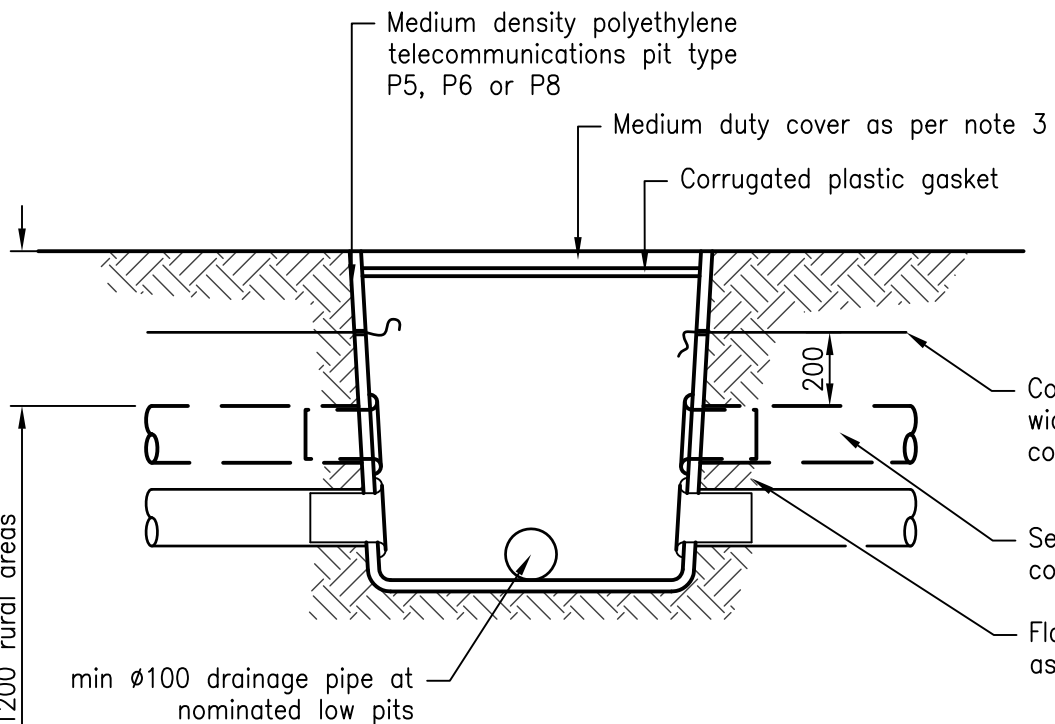
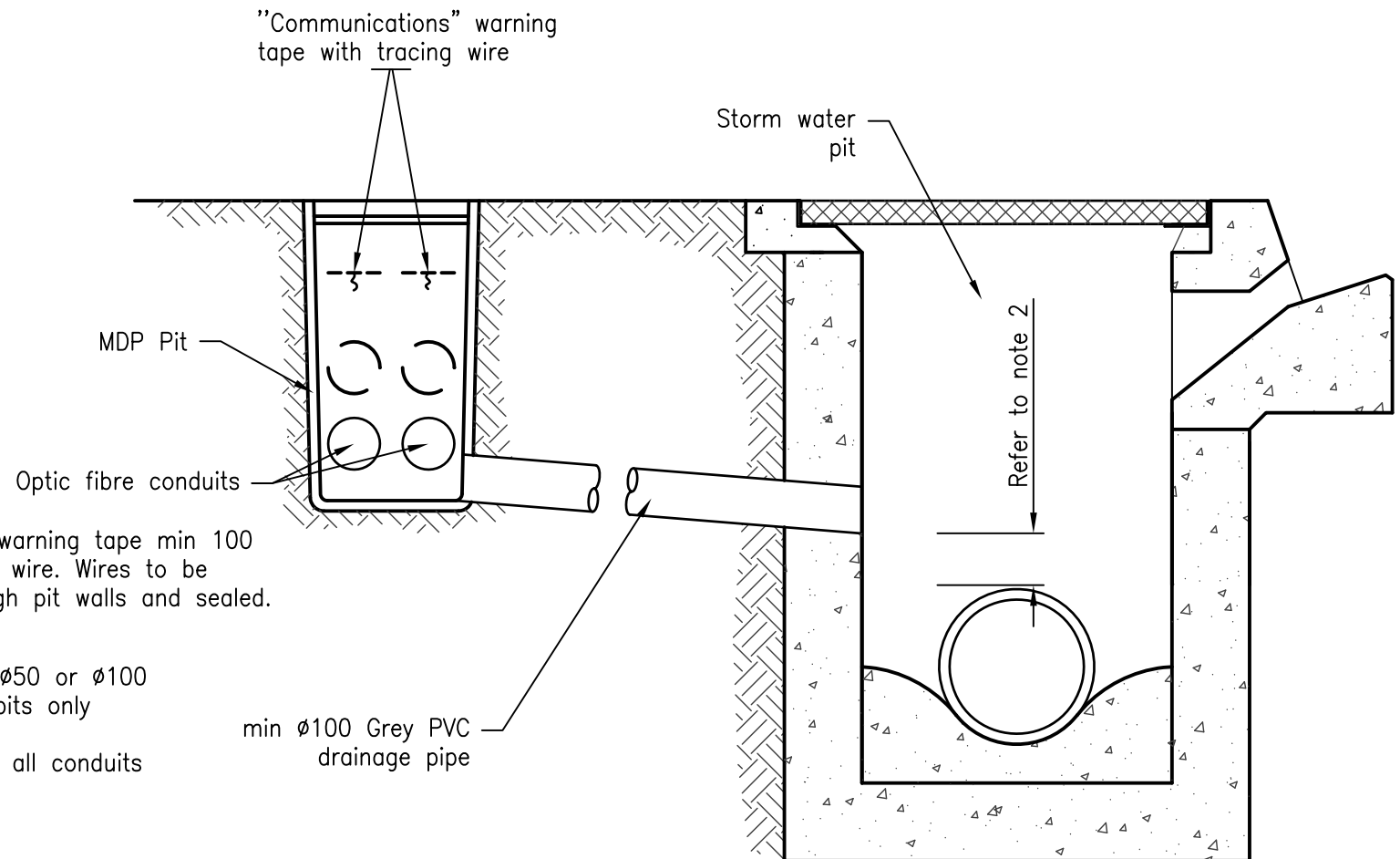


min 600 public footway/verge  
 min 900 carriageway  
 min 1200 rural areas

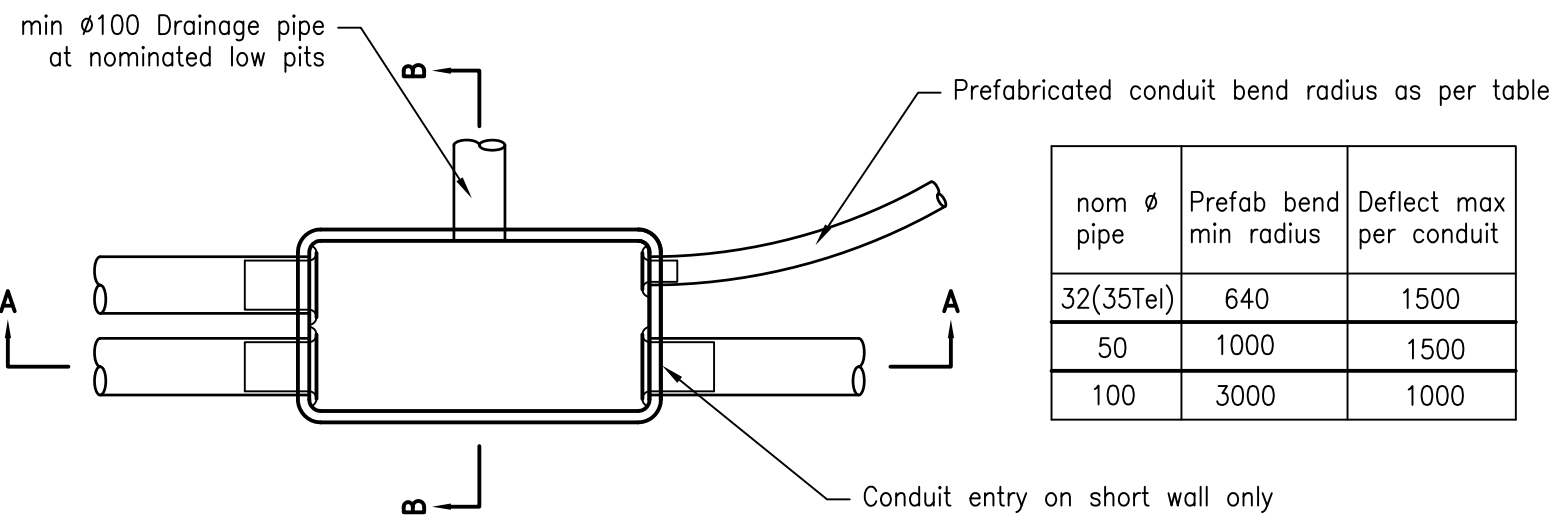


**SECTION A-A**



**SECTION B-B**

(At low points nominated on plan layout)



**PLAN**


nom $\phi$ pipe	Prefab bend min radius	Deflect max per conduit
32(35Tel)	640	1500
50	1000	1500
100	3000	1000

**NOTES:**

1. Conduits shall be stamped with Council's name and the identity of the optic fibre in accordance with AS 2053 and AS/ACIF S009:2006.
2. Outlet of PVC drain from optic fibre pit to be min100 above obvert of storm water drain pipe.
3. Pit lids should be stamped with relevant Council's name and the identity of the optic fibre.
4. Pits located within a carriageway shall have loading strength Class D in accordance with AS 3996.
5. Corrugated plastic gasket shall be installed under the concrete lid.
6. Flanged conduit connections with rounded surface shall be provided at all conduit to pit connections to avoid cable damage. Flag entry shall be perpendicular to and flush with pit wall.
7. All dimensions are in millimetres unless shown otherwise.

These drawings have been developed in consultation between the participating Councils.  
 BEFORE USE, the user shall confirm that the drawing has been adopted by the appropriate Council.

Rv.	DATE	REVISIONS
D	06/14	REVIEW
C	03/14	AMENDED DRAWING NUMBER
B	05/10	REVIEW
A	06/09	ORIGINAL ISSUE



**INSTITUTE OF PUBLIC WORKS ENGINEERING AUSTRALASIA  
 STANDARD DRAWINGS**

**PUBLIC UTILITIES  
 OPTIC FIBRE PIT**

**RS-103**

D  
C  
B  
A  
Rv.