









- LEGEND**
-  PRECINCT BOUNDARY
 -  EXISTING TRAFFIC LIGHTS
 -  MAJOR PATHS
 -  SECONDARY ACCESS ROAD (COLLECTOR ACCESS ROAD)
 -  MAJOR ROADS
 -  LOCATION FOR LANDSCAPE ENTRY FEATURE
 -  INTERNAL ACCESS POINT
 -  STAGE BOUNDARY

Note: Indicative lot boundaries only.



Mixed Industry & Business Area South Precinct
 Mixed Industry & Business Area South Sector One
 INDICATIVE PLAN OF SUBDIVISION

