

buffer planting above level of bruce highway



Native plantings to top of retaining wall

BRUCE HIGHWAY

Endemic canopy trees to buffer.
Max height 8m. Density at 5-7m cts

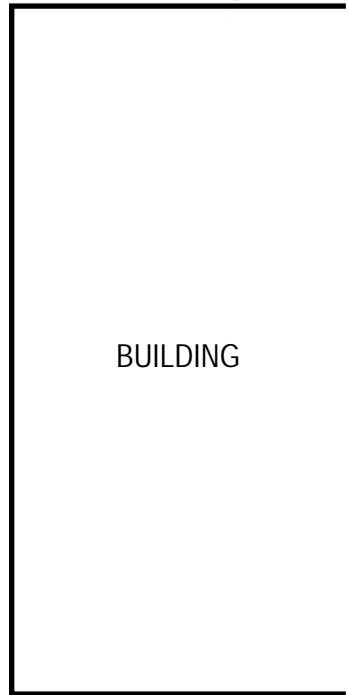
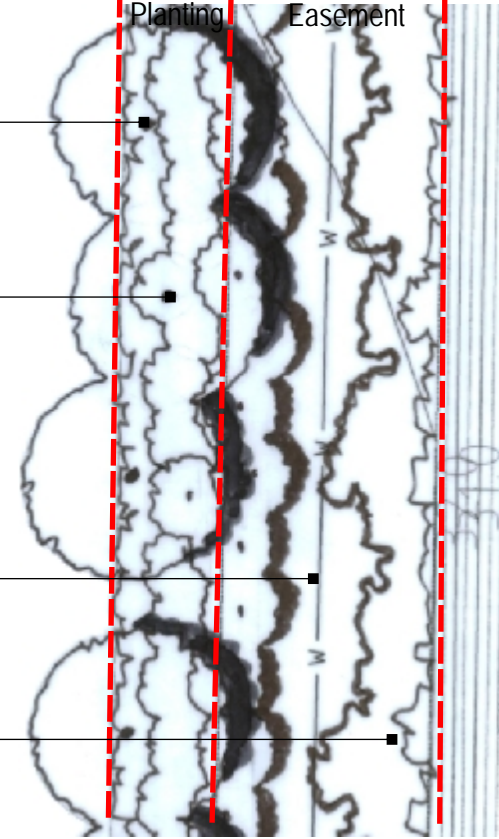
Dense large shrubs to provide
dense vegetation to boundary
alignment. Density at 2-2.5m cts

Dense small to medium shrubs to
provide layering to buffer zone. Density
at 1.2-1.5m cts

Dense grasses and groundcovers to
top of retaining wall to filter
stormwater runoff. Density at 800mm
cts

20m building setback

4.5m Buffer Planting
5m Existing Easement

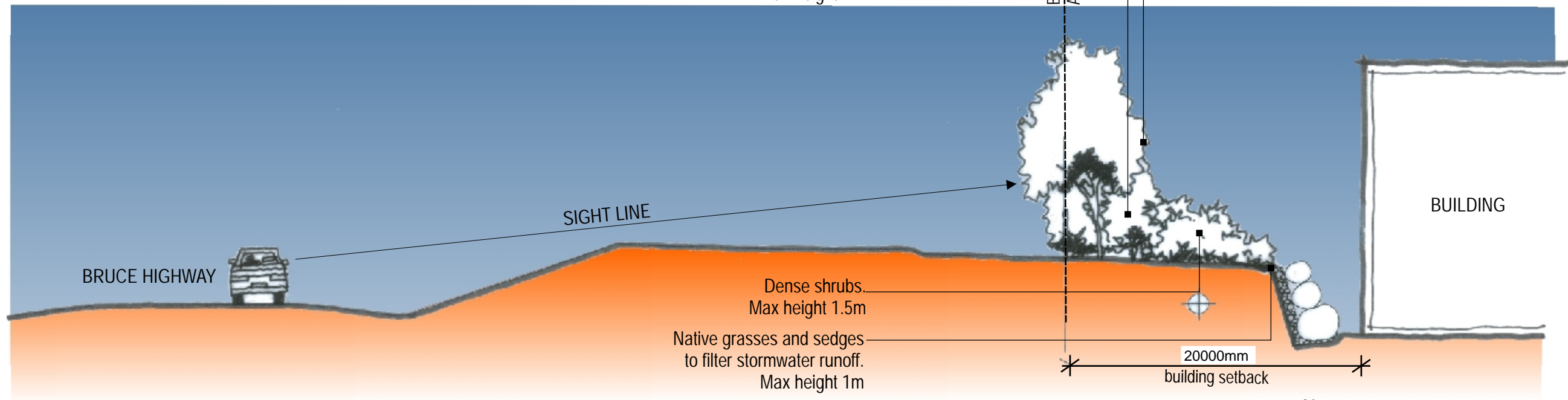


BUILDING

Canopy trees to buffer.
Max height 8m

'Backdrop' dense screen.
Max height 2m

Boundary Alignment



BUILDING

20000mm building setback

3500mm small-medium shrubs
4000mm large shrubs
2000mm native grass planting

0 2 4 8m



Stockland

terrain