



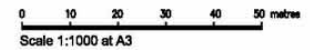


LEGEND

-  SECTOR BOUNDARY
-  MAJOR ROADS
-  SECONDARY ACCESS ROAD (COLLECTOR ACCESS ROAD)
-  MAJOR PATHS

Town Centre Frame 'E' Precinct
Town Centre Frame 'E' Sector Two
INDICATIVE PLAN OF SUBDIVISION



File No 2836-022/S2
Dwg TCFE2sectorfig6
September 2010