



Image 56 - Acceptable. Entries to development expressed as a feature element.



Image 57 - Acceptable. Architectural relief elements break up building mass.




Image 58 - Acceptable. Buildings framing the entry road to the bulky goods retail to be set back from the access road to create view opportunities into the sector.



Image 59 – Acceptable. Wheel stops are to be used to ensure pedestrian movement is not compromised. Acceptable shade structures over pedestrian routes in car parks.



Image 60 - Unacceptable. Landscaping in car parks is to provide both shade and definition.

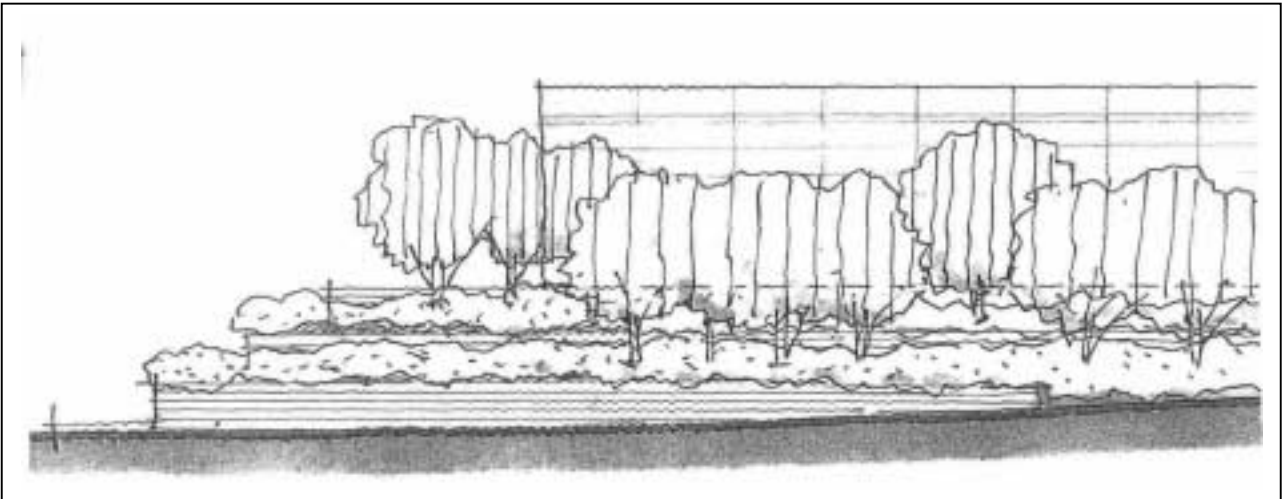


Image 61 - Acceptable. Elevation of retaining wall and bulky goods retail viewed from Bruce Highway.




Image 62 - Acceptable. Car parking associated with the major shopping centre and the bulky goods retail and related uses development areas must be integrated with the landscaped detention basin.