



## Visiting Story

On \_\_\_\_\_ I will be going to Redcliffe Art Gallery.


Redcliffe Art Gallery is a welcoming place where I can experience artworks by Australian artists and do art activities. The gallery is always free to visit. It is open Tuesday to Saturday from 10 AM to 4 PM. It is closed on public holidays.

### **Acknowledgement of Country**

I will see the Acknowledgement of Country inside the entrance to Redcliffe Art Gallery. The gallery is on the land of the Kabi Kabi people. City of Moreton Bay acknowledges the Kabi Kabi as well as the Jinibara and Turrbal peoples and pays respects to Elders, past, present, and emerging.

## The Foyer

The gallery has two exhibition spaces. There are doors into these spaces.



To the left of the foyer is the entrance to Gallery 1 and 2.

To the right of the foyer is the entrance to Gallery 3 and 4. In Gallery 3 and 4 I can find an exhibition called **Fresh Eyes**.

## The Exhibition



**Fresh Eyes** is a group exhibition that features the works of Rachel Bywaters, Zartisha Davis, Amanda Ivy Gardner, and Emily McGuire. Each artist has created artwork specifically for this exhibition, responding to the evolving landscape and their connections to the Moreton Bay region.

In the exhibition, I can look at a wide variety of artworks including photographic prints on the walls, video projections, sound artworks, sculptures, and installations.

I can move through this exhibition in any way I like. I will take my time to walk around the space and see the artworks in front of me.

If I need, I can have a seat on one of the benches inside the exhibition.



## Visual



The lighting in this exhibition is dimly lit with artificial lights that shine onto the artworks.

The artwork called **Wayfound** by Emily McGuire is brightly lit. This artwork is located at the end of the exhibition and is comprised of hanging silk photographic prints. Bright lights shine through the see-through fabric. The lights only look very bright when you stand behind the artwork and look toward the start of the exhibition.

This is what the brightness of the lights looks like:




If I find the brightness overwhelming, I can avoid this area, look away to rest my eyes or wear tinted glasses for comfort.

There is one video artwork in this exhibition. **Dhĩ'bĩr (Oyster)** by Zartisha Davis is a video artwork projected onto a large wall at the back of the first gallery I walk into. The video shows people dancing on a beach, close-up shots of patterned artworks and shells, and a beach shoreline. There are no flashing or flickering lights in this video.

Here is an image of what the artwork looks like:



## Sounds



There are two artworks in this exhibition that have sound. They are Emily McGuire's audio artwork called **Wayfound** and Zartisha Davis's video artwork called **Dhĩ'bĩr (Oyster)**.

**Wayfound** by Emily McGuire is an installation artwork that includes hanging silk prints and recorded audio. The audio plays from a sound bar located on the wall behind the hanging silk. I can hear footsteps on a dirt track, leaves crunching, and the occasional blowing of wind. The audio plays at a medium volume.

Here is an image of what the artwork looks like:



**Dhĩ'bĩr (Oyster)** by Zartisha Davis is the video artwork projected onto a large wall. The audio plays at a loud volume. I can hear the sounds of a woman speaking—talking about middens, and rhythmic singing and clapping. I can also hear soft waves sounds and a deep monotone soundtrack which plays at a low volume. The audio can be quite loud at moments.


Here is an image of what the artwork looks like:





If I am sensitive to the noises I can hear in the exhibition, I can place some noise-cancelling headphones on or earplugs in for comfort.

## Smells



There are no strong smells in this exhibition.

## Touch



Even though some of the artworks look interesting to touch and play with, I cannot touch any of the artworks in this exhibition.

I can walk through the hanging silk prints in Emily McGuire's **Wayfound**, but I cannot touch or pull the fabric.

If I want to interact with the exhibition further, I can go to the Studio area to do activities.

## The Gallery

These are some photos of what the inside of Gallery 3 and 4 looks like, so I can prepare before my visit.





## The Studio

In this area I can participate in different activities. There are art making activities, books, and games. It can get busy here, especially during school holidays and weekends. The quietest times to visit are weekdays in the afternoon (1-3pm). I can also wear noise-cancelling headphones to help me.

Sometimes the studio is closed for workshops and the activities move to the foyer space. These activities are always available and free. Here is what the Studio looks like:



## The Gift Shop



The gift shop is in the foyer, beside the front desk. The shop sells high quality, local and Australian handmade products, and books. The products are made by local artists and makers from Moreton Bay and surrounds.

## The Courtyard



The courtyard is an enclosed outdoor space with tables and chairs. There are some shady areas and plants. The ground is made of pavers and concrete and sometimes it is hot.

I can enter the courtyard through an automatic glass door in the foyer beside the gift shop. I can also enter the courtyard through a sliding glass door in the studio.

## Things to do

The gallery hosts lots of different kinds of events or activities. Some of the fun things you can go to at the gallery are:

**Exhibition openings:** These are when the gallery celebrates a new exhibition with morning or afternoon tea or evening event with guest speakers and other programs depending on what the exhibition.

**Art workshops:** There are different workshops organised for adults and children throughout the year.

**Talks:** The gallery likes to invite experts to come to the gallery and discuss different topics relevant to the exhibitions.

**Group tours:** The gallery caters for groups to have personal tours of the exhibitions and has daily 30-minute tours at 11AM.

I can ask gallery team members for more information about any of these events or check the gallery website.



## **Where can I go if I need more information**

If I have any feedback or questions about access, I can contact Redcliffe Art Gallery.

Phone: (07) 3883 5670

Email: [Redcliffe.Gallery@moretonbay.qld.gov.au](mailto:Redcliffe.Gallery@moretonbay.qld.gov.au)

Address: 1 Irene Street, Redcliffe 4020

Website: <https://www.moretonbay.qld.gov.au/Galleries-Museums/Locations/Redcliffe-Gallery>